



2024

# BUILDING SOLUTIONS FOR PROFESSIONAL CONTRACTORS

RESIDENTIAL ROOFING | COMMERCIAL ROOFING  
SIDING | DECKING | RAILING | COLUMNS | WINDOWS  
DOORS | TRIM | SKYLIGHTS | SEAMLESS GUTTER | TOOLS

# Save Time With the Erie Materials **PAYMENT PORTAL**



- Pay your charge account
- View photographs of your deliveries
- Access your invoices and credit memos
- View your current balance

**GET STARTED TODAY at**  
**my.eriamaterials.com**



Learn more and preview at  
[my.eriamaterials.com/content/help-videos](https://my.eriamaterials.com/content/help-videos)  
Questions? Email [itdept@eriamaterials.com](mailto:itdept@eriamaterials.com)

## **CONTACT INFORMATION**

*FOR BRANCH AND SALES CONTACTS, PLEASE SEE THE BACK COVER.*

### **CORPORATE**

(315) 455-5292 • Fax (315) 455-1860

**President:** Chris Neumann  
[cneumann@eriamaterials.com](mailto:cneumann@eriamaterials.com) (315) 703-1400

**Senior V.P. Sales & Marketing:** Steve Syron  
[ssyron@eriamaterials.com](mailto:ssyron@eriamaterials.com) • (315) 703-1407

**Director of Sales Management:** Kevin Sholett  
[ksholett@eriamaterials.com](mailto:ksholett@eriamaterials.com) • (607) 304-9928

### **COMMERCIAL**

**Auburn, Syracuse, Watertown, Utica**  
(800) 622-3743 • Fax: (315) 454-4728

**Binghamton, Elmira, Scranton, Williamsport**  
(877) 334-3743 • Fax (607) 723-3450

**Albany** (888) 456-0199 • Fax (518) 454-0088

### **CREDIT**

(866) 869-3743 • (315) 703-1450 • Fax (315) 454-5622

Vanessa Hulchanski  
[vhulchanski@eriamaterials.com](mailto:vhulchanski@eriamaterials.com) • (315) 703-1436

Christine Fire-Walker  
[cfire@eriamaterials.com](mailto:cfire@eriamaterials.com) • (315) 703-1424

# Continuing the legacy of Erie Materials

This past year at Erie Materials has been one of change, reflection, and new opportunity. As many of you may know, our founder, Bob Neumann, passed away in September at the age of 82.

Bob brought success to Erie Materials by implementing a simple yet effective formula: hire good people, provide exceptional services, and sell quality products at a fair price. He often reflected on the many people who helped make Erie Materials what it is today, recognizing that “our success is thanks to our people.”

Bob was also a transformational leader. He started Erie Materials in 1973 with just a small warehouse, an old truck, one forklift, and three employees. Today, we’re proud to have more than 375 employees, nine locations across New York and Pennsylvania, an entire fleet of vehicles, and an advanced distribution system.

And there’s still more to come.

- New Branch in Poughkeepsie – This year we will open a new branch in Poughkeepsie, NY. This is our first expansion since branching out to Albany in 2006. Opening this new branch will allow us to better serve customers in New York’s Hudson Valley.
- Internal Manufacturing – We recently took our first step into manufacturing at the end of 2023 when we acquired NEG Building Products Inc., a manufacturing company in Nicholson, PA, which has been our supplier for drip edge, gutter accessories, and related metal products for decades.

We’re excited to be starting this venture and working towards ensuring consistent, reliable sources for the products we sell.

While new things are on the way, we are still committed to the values that Erie Materials was founded on back in 1973. Bob’s son Chris, the President of Erie Materials, is proud to carry his father’s vision and legacy forward and is dedicated to remaining independent and family-owned.

Everyone at Erie Materials will continue to work hard to earn your business and provide the type of service you need to be successful.

Thank you to all our customers, employees, and suppliers for your dedication to Erie Materials and to Bob. We look forward to working with all of you in the years to come.



Bob Neumann, founder  
1941–2023



Chris Neumann, President



Albany, NY  
Est. 2006



Auburn, NY  
Est. 1982



Binghamton, NY  
Est. 1985



Elmira Heights, NY  
Est. 1994



Scranton, PA  
Est. 1995



Syracuse, NY  
Est. 1973



Utica, NY  
Est. 1996



Watertown, NY  
Est. 1997



Williamsport, PA  
Est. 2003

*Our Distribution Center serves as the hub of our transfer system, letting us offer next-day service on many products. It also inventories many specialty items.*



Distribution Center, Syracuse, NY  
Est. 2006



<b>Aerial Roof Measurements</b> .....	15-16
<b>Caulks &amp; Sealants</b> .....	141
<b>Columns &amp; Posts</b>	
Permacast.....	66
Vinyl.....	60
<b>Contractor Programs</b>	
Andersen Windows & Doors.....	6
CertainTeed.....	6-7
GAF.....	7
IKO.....	8
James Hardie.....	8
LP Corp/SmartSide.....	8
Owens Corning.....	9
ThermaTru.....	9
TimberTech by Azek.....	9
Trex.....	9
<b>Decking</b>	
Composite.....	73-77
Dock Boards.....	71-72, 75-76
Fasteners.....	87
Joist Tape.....	85
Lighting.....	84
Porch Flooring.....	60-61
PVC.....	71-72
Under-Deck Rain System.....	85-86
<b>Doors</b>	
Big Doors.....	19, 40-41
Exterior Doors.....	19, 40-41
Composite Doors.....	20-21, 26-27
Fiberglass Doors.....	32-41
Interior Doors.....	51
Multiglide Doors.....	28-29
Patio Doors.....	20-29
Stile & Rail Doors.....	51
Storm Doors.....	52
Surrounds.....	52-54
<b>Edgings &amp; Flashings</b> .....	166-168
<b>Fasteners</b> .....	87, 200
<b>Gutter</b>	
Accessories.....	192-194
Coil.....	194
Cut to Size.....	193
DripStrip.....	192
Leaf Protection.....	194
<b>Insulation</b> .....	140
<b>Manufactured Stone Veneer</b> .....	88-101
Panelized Stone Veneer.....	101
<b>Pergolas</b> .....	70
<b>Railing</b>	
Aluminum.....	65-66, 78-79
Cable.....	69
Composite.....	73-83
Lighting.....	84
Vinyl.....	63-64, 70
<b>Rebate Programs</b>	
CertainTeed.....	6-7, 10-11
DuPont Tyvek.....	7
GAF Roofing.....	7, 12-13
IKO.....	8
LP Corp/SmartSide.....	8
Owens Corning.....	9, 14
<b>Roofing, Low-Slope</b>	
EPDM.....	171
EPDM Estimator Guide.....	169-170
EPDM Repair Tape.....	171
Flashing, Cements, Coatings.....	171-174
Modified Rolls.....	175
<b>Roofing, Metal</b>	
Hidden Fastener Panels.....	181, 186-187
Panels.....	178-187
Shakes.....	186
Take Off Sheet.....	177
"Tile" Panels.....	186

<b>Roofing, Steep-Slope</b>	
Checklist.....	143
Edgings & Flashings.....	167-168
Fasteners.....	200
Ice & Water.....	164
Plywood.....	164
Sealant.....	164
Shingles, Asphalt.....	146-162
Starter.....	164
Synthetic Slate Shingles.....	163
Take Off Sheet.....	145
Underlayments.....	164
Ventilation.....	165-166
ZIP System.....	165
<b>Siding</b>	
Checklist.....	102
Composite.....	128, 134-136
Engineered Wood.....	127, 132-133
Fascia.....	140
Flashing.....	140
F & J Channel, Aluminum.....	140
Fiber Cement.....	129-131
Housewrap.....	141-142
Insulation.....	141
PVC, Prefinished.....	104
Sheathing.....	141
Shutters.....	139
Soffit.....	121-124
Steel.....	138
Stone Style, Vinyl, Polymer or Mfd.....	135-136
Take-Off Sheet.....	103
Vertical.....	112-114
Vinyl & Polymer	
.046".....	112-114
.044".....	110, 115
.042".....	116-117
.040".....	118
Board & Batten.....	110-112
Brick and Stone.....	132-134
Insulated.....	110
Reinforced Vinyl.....	113
Shakes.....	106-109, 132
Vertical.....	110-112, 127-133, 138
Wood: Cedar.....	132
ZIP System.....	141
<b>Skylights</b> .....	189-191
<b>Tools</b>	
Brakes.....	195
Ladders, Planks.....	199
Pneumatic Tools.....	198
Pitch Hopper.....	197
Roofing.....	198-199
Saw Blades.....	190
Ultra Jack Components.....	198
<b>Trim: Trimboards, Mouldings &amp; Accents</b>	
Composite.....	59
Fiber Cement.....	58
PVC.....	55-57
Surrounds.....	53-54
Urethane.....	54
Wood: Cedar, Engineered.....	58
<b>Trim Coil</b> .....	143
<b>Windows</b>	
Aluminum-Clad.....	32-36
Composite.....	18-19, 20-21, 26-27
Fiberglass.....	32-41
Patio Doors.....	18-48
Surrounds.....	53-54
Trim System, Fibrex®.....	28
Vinyl.....	42-48
Wood.....	22-27

## BRAND LOCATOR

<b>Aeratis Porch Flooring</b> – <a href="http://aeratis.com">aeratis.com</a> .....	60
<b>AirVent</b> – <a href="http://airvent.com">airvent.com</a> .....	166
<b>Alsco Trim Coil</b> – <a href="http://alscometals.com">alscometals.com</a> .....	<i>New</i> 143
<b>Alu-Rex</b> – <a href="http://alu-rex.com">alu-rex.com</a> Leaf Protection.....	<i>New</i> 194
<b>Andersen Windows &amp; Doors</b> – <a href="http://andersenwindows.com">andersenwindows.com</a> 100 Series.....	20–21
200 Series.....	22–23
400 Series.....	24–25
A-Series.....	26–27
Doors, Big, Multiglide.....	<i>New</i> 18, 28–29
Certified Contractor Program.....	6
Custom Size Options.....	31
Trim, Exterior.....	30
<b>Andersen Storm Doors</b> – <a href="http://stormdoorcentral.com">stormdoorcentral.com</a> .....	53
<b>Azek Captivate</b> – <a href="http://azekeexteriors.com/captivate">azekeexteriors.com/captivate</a> Siding.....	<i>New Colors</i> 104
Trim.....	<i>New Colors</i> 45
<b>Bostitch</b> – <a href="http://bostitch.com">bostitch.com</a> .....	198, 200
<b>Carlisle</b> – <a href="http://carlisleteridential.com">carlisleteridential.com</a> WIP 100, 300, WIPGRIP.....	164
<b>Central States Manufacturing Inc.</b> – <a href="http://centralstatesmfg.com">centralstatesmfg.com</a> Horizon-Loc.....	181
Panel-Loc Plus.....	179
Panel-Loc Plus Accessories.....	179–180
R-Loc/M-Loc.....	181
<b>CertainTeed</b> – <a href="http://certainteed.com">certainteed.com</a> <b>CertainTeed Restoration Millwork</b> .....	<i>Rebate</i> 56–57
<b>CertainTeed Roofing</b> Belmont Shingles.....	<i>Rebate</i> 149
Carriage House Shingles.....	<i>Rebate</i> 150
Contractor Credentials.....	6
DiamondDeck Underlayment.....	<i>Rebate</i> 164
Flintlastic.....	<i>Rebate</i> 175
Grand Manor Shingles.....	<i>Rebate</i> 146
Highland Slate Shingles.....	<i>Rebate</i> 152
Landmark Shingles.....	154
Landmark Premium Shingles.....	<i>Rebate</i> 150
Landmark Pro Shingles.....	<i>New Colors</i> <i>Rebate</i> 151
Presidential Shake and TL Shingles.....	<i>Rebate</i> 147
Rebate Program.....	10–11
RoofRunner Underlayment.....	<i>Rebate</i> 164
SwiftStart.....	<i>Rebate</i> 164
Ventilation.....	<i>Rebate</i> 166
WinterGuard Ice & Water.....	<i>Rebate</i> 164
WinterGuard HT.....	<i>Rebate</i> 164
XT25.....	154
<b>CertainTeed Siding</b> Accessories.....	<i>Rebate</i> 124–126
American Legend.....	<i>Rebate</i> 119
Board & Batten.....	<i>New Colors</i> <i>Rebate</i> 113
Board & Batten, Reverse.....	<i>Rebate</i> 114
CedarBoards Insulated Siding.....	<i>Rebate</i> 112
Cedar Impressions.....	<i>New Colors</i> <i>Rebate</i> 108–110
CERTAp plank.....	<i>New Colors</i> <i>Rebate</i> 115
Contractor Credentials.....	7
Encore.....	120
MainStreet.....	<i>Rebate</i> 118
Monogram 46/46L.....	<i>New Colors</i> <i>Rebate</i> 116
Northwoods.....	<i>Rebate</i> 111
Rebate Program.....	10–11
Restoration Classic.....	<i>Rebate</i> 117
Soffit, Vertical Siding.....	<i>Rebate</i> 121–124
<b>Continental Ice Belts</b> .....	164
<b>Cultured Stone by Westlake</b> – <a href="http://culturedstone.com">culturedstone.com</a> .....	88–96
<b>DaVinci</b> – <a href="http://davinciroofscapes.com">davinciroofscapes.com</a> .....	163
<b>DiamondKote Siding System</b> – <a href="http://diamondkoteprefinishing.com">diamondkoteprefinishing.com</a> Siding.....	<i>New Colors</i> 127
<b>DuPont</b> – <a href="http://dupont.com">dupont.com</a> Insulation.....	141
Rebate Program.....	7
Tyvek.....	<i>Rebate</i> 142
<b>Dutch Quality Stone</b> – <a href="http://dutchqualitystone.com">dutchqualitystone.com</a> .....	97–100
<b>Eagleview</b> – <a href="http://eagleview.com">eagleview.com</a> .....	16–17
<b>EcoStar</b> – <a href="http://ecostarllc.com">ecostarllc.com</a> .....	163
<b>ESP Low-E</b> – <a href="http://low-e-ne.com">low-e-ne.com</a> Housewrap, ThermaSheet.....	141
ThermaSheet.....	141, 164
<b>Everlast Siding</b> – <a href="http://everlastsiding.com">everlastsiding.com</a> .....	128
<b>Fairway Railing</b> – <a href="http://envisionoutdoorliving.com">envisionoutdoorliving.com</a> ADA Handrail.....	67
Aluminum A210 Railing.....	65–66
Posts, Mounts, Accessories.....	62, 67
Porch Posts.....	<i>New</i> 62
Porch Wraps.....	62
Vinyl V110 Railing.....	63–64
<b>Fypon</b> – <a href="http://fypon.com">fypon.com</a> .....	53
<b>GACO</b> – <a href="http://gacoroof.com">gacoroof.com</a> .....	173
<b>GAF</b> – <a href="http://gaf.com">gaf.com</a> Certified Contractor Program.....	7
Feltbuster Underlayment.....	<i>Rebate</i> 164
Liberty SBS SA System.....	<i>New</i> <i>Rebate</i> 175
Pivot Pipe Boot.....	<i>New Colors</i> <i>Rebate</i> 168
ProStart.....	<i>Rebate</i> 164
Rebate Program.....	12–13
Roof Coating Systems.....	172
Ruberoid.....	175
Slateline Shingles.....	<i>Rebate</i> 155
Tiger Paw Underlayment.....	<i>Rebate</i> 164
Timberline HDZ Shingles.....	<i>Rebate</i> 156–157
Ventilation.....	<i>Rebate</i> 166
Weatherblocker.....	<i>Rebate</i> 164
WeatherWatch Ice & Water.....	<i>Rebate</i> 164
<b>GCP</b> – <a href="http://gcpat.com">gcpat.com</a> .....	164
<b>GE Sealants</b> – <a href="http://siliconeforbuilding.com">siliconeforbuilding.com</a> .....	141
<b>GeoCel</b> – <a href="http://geocelusa.com">geocelusa.com</a> .....	141, 193
<b>HB&amp;G Columns</b> – <a href="http://hbgcolumns.com">hbgcolumns.com</a> .....	68
<b>Hitachi</b> – <a href="http://hitachipowertools.com">hitachipowertools.com</a> .....	198
<b>Huber/ZIP System</b> – <a href="http://zipsystem.com">zipsystem.com</a> Roof Sheathing.....	165
Wall Sheathing.....	141
<b>Ideal Roofing</b> – <a href="http://idealroofing.com">idealroofing.com</a> Accessories.....	184–186
Ameri-Can Panel.....	183
Galanta Steel Siding.....	138
Junior HF Hidden Fastener Panel.....	186
Monteciano Mediterranean-Style Panels.....	186
Wakefield Bridge Shingle-Style Panels.....	184
<b>IKO</b> – <a href="http://iko.com">iko.com</a> Armourshake Shingles.....	158
Cambridge Shingles.....	160
Contractor Program.....	8
Crowne Slate Shingles.....	158
Dynasty Shingles.....	159
Leading Edge Plus.....	164
Royal Estate Shingles.....	158
Storm Tamer.....	164
StormTite Underlayment.....	164



<b>James Hardie</b> – <a href="http://jameshardie.com">jameshardie.com</a>	
Accessories .....	131
Contractor Credentials .....	8
HardieTrim .....	58
Siding, Plank, Panel, Shingle .....	119
<b>Karnak</b> – <a href="http://karnakcorp.com">karnakcorp.com</a>	172
<b>Key-Link</b> – <a href="http://keylinkonline.com">keylinkonline.com</a>	69
<b>Lomanco</b> – <a href="http://lomanco.com">lomanco.com</a> <i>New</i>	165
<b>LP SmartSide</b> – <a href="http://lpsmartside.com">lpsmartside.com</a>	
Contractor Credentials .....	8
ExpertFinish .....	133
Rebate .....	8
Siding .....	132–133
Trim .....	58
<b>Marvin Windows &amp; Doors</b> – <a href="http://marvin.com">marvin.com</a> <i>New!</i>	
Doors .....	40–41
Essentials Collection .....	32–34
Elevate Collection .....	33–34
Signature Ultimate Collection .....	32–39
Signature Modern .....	35–39
Skylights .....	188–189
<b>Metaltech</b> – <a href="http://metaltechco.com">metaltechco.com</a>	197
<b>MFM ShingleStarter</b> – <a href="http://mfmbp.com">mfmbp.com</a>	164
<b>Mid-America Siding Components</b> – <a href="http://midamericacomponents.com">midamericacomponents.com</a>	
Door & Window Surrounds .....	54
Mounting Blocks, Shutters and Vents .....	139
<b>Millenium EPDM Repair Tape</b> – <a href="http://hbfuller.com">hbfuller.com</a>	171
<b>NEG</b>	
Drip Strip .....	192
Edgings .....	167
F&J Channel .....	140
Fascia .....	126
Starter .....	140
<b>OSI Sealants</b> – <a href="http://osipro.com">osipro.com</a>	140
<b>Owens Corning</b> – <a href="http://owenscorning.com">owenscorning.com</a>	
Contractor Program .....	8
ProArmor Underlayment .....	<i>Rebate</i> 164
Rebate Program .....	14
Starter Trip Plus .....	<i>Rebate</i> 164
Titanium Underlayment .....	<i>Rebate</i> 164
TruDefinition Duration Shingles, Designer .....	<i>Rebate</i> 161
TruDefinition Duration Shingles, Standard .....	<i>Rebate</i> 162
WeatherLock Mat-Faced Ice & Water .....	<i>Rebate</i> 164
Ventilation .....	<i>Rebate</i> 166
<b>Paradigm Windows</b> – <a href="http://paradigmwindows.com">paradigmwindows.com</a>	
New Construction and Replacement Windows .....	42–43
<b>Pitch Hopper</b> – <a href="http://thepitchhopper.com">thepitchhopper.com</a>	197
<b>Polar Industries</b> – <a href="http://polarindustries.com">polarindustries.com</a>	141
<b>ProtectoWrap</b> – <a href="http://protectowrap.com">protectowrap.com</a>	141
<b>Raptor Underlayment</b> – <a href="http://raptorunderlayment.com">raptorunderlayment.com</a>	164
<b>Reeb Interior Doors</b> – <a href="http://reebmillwork.com">reebmillwork.com</a>	51
<b>RhinoRoof</b> – <a href="http://owenscorning.com">owenscorning.com</a>	164
<b>RLS Metals</b> – <a href="http://rlsmetal.com">rlsmetal.com</a>	187
<b>Rol-Air</b> – <a href="http://rolair.net">rolair.net</a>	198
<b>Superior Outdoor Products</b> – <a href="http://superioroutdoors.com">superioroutdoors.com</a>	
200 Series Vinyl Railing .....	<i>New</i> 70
Pergolas .....	<i>New</i> 70
<b>Starborn Deck Fasteners</b> – <a href="http://starbornindustries.com">starbornindustries.com</a>	87
<b>Stinger</b> – <a href="http://stingerworld.com">stingerworld.com</a>	198–199
<b>Tando</b> – <a href="http://tandobp.com">tandobp.com</a>	
Beach House Shake .....	134
TandoStone .....	135–136
<b>Tapco</b> – <a href="http://tapcotools.com">tapcotools.com</a>	195–196

<b>Therma-Tru Doors</b> – <a href="http://thermatru.com">thermatru.com</a>	
Contractor Credentials .....	9
Exterior Doors .....	47–48
<b>Through The Roof Sealant</b> – <a href="http://sashco.com">sashco.com</a>	164
<b>TimberTech by Azek</b> – <a href="http://timbertech.com">timbertech.com</a>	
Contractor Credentials .....	9
Porch Flooring .....	<i>New!</i> 61
PVC Decking .....	71–72
<b>Titanium</b> – <a href="http://owenscorning.com">owenscorning.com</a>	164
<b>Trex</b> – <a href="http://trex.com">trex.com</a>	
Contractor Credentials .....	9
Decking .....	<i>New</i> 73–77
Lighting .....	<i>New</i> 84
Railing .....	<i>New</i> 78–83
RainEscape .....	85
TrexProtect Joist & Beam Tape .....	85
<b>TruExterior by Westlake</b> – <a href="http://truexterior.com">truexterior.com</a>	
Siding .....	137
Trim .....	59
<b>Velux</b> – <a href="http://veluxusa.com">veluxusa.com</a> <i>Tax Credit</i>	190–191
<b>Versico</b> – <a href="http://versico.com">versico.com</a>	171
<b>Viwinco Windows</b> – <a href="http://viwinco.com">viwinco.com</a>	
New Construction and Replacement Windows .....	44–45
<b>VWD</b> – <a href="http://vinylwindowdesigns.com">vinylwindowdesigns.com</a>	
Premium Series .....	46
Ultra Series .....	47
Patio Doors .....	48
<b>Versetta by Westlake</b> – <a href="http://versettastone.com">versettastone.com</a>	101
<b>Werner</b> – <a href="http://us.wernerco.com">us.wernerco.com</a>	199
<b>ZipUp Ceiling/Underdeck</b> – <a href="http://zipupceiling.com">zipupceiling.com</a>	86

## MANUFACTURER PROGRAMS

# Programs to Boost Your Business & Save You Money

Ask your Erie Materials salesperson for details!

## Andersen Windows

### Certified Contractor Program

As an Andersen Certified Contractor, you'll confidently tackle any window and door installation project knowing you're backed by a dedicated Andersen business team and have access to exclusive sales tools, qualified homeowner leads, an in-home quoting tool, and customer financing options to help your business thrive. [andersenwindows.com/for-professionals/certified-contractor/](https://andersenwindows.com/for-professionals/certified-contractor/)



LEARN MORE!

## CertainTeed

### Building Solutions: Residential Builder Loyalty Program

Use at least three different CertainTeed product categories on each home you build in 2024 to earn rebates. [certainteed.com/buildingsolutions](https://certainteed.com/buildingsolutions)

Note: Enrollees may not also participate in the "Contractor Cash Back" Program.



LEARN MORE!

## CertainTeed Roofing



### "Contractor Cash Back" Rebate Program

January 1 – December 31, 2024 See page 10.

CertainTeed will give you rebates up to \$2.50/sq. for your purchases of eligible products. [certainteed.com/contractorcashback](https://certainteed.com/contractorcashback)



START SAVING

### Master Shingle Applicator™ Standards of Workmanship

Provide workforce standards, produce high-quality jobs, ensure warranty compliance, and set yourself apart from the competition by having your installers pass the Master Shingle Applicator™ test. [certainteed.com/roofing-education-credentials](https://certainteed.com/roofing-education-credentials)

### SELECT ShingleMaster™ Exclusive Selling Advantages

The ultimate credential, designed for the top-notch professional roofer and used to gain a unique selling advantage in the marketplace. It enhances a contractor's ability to give superior value to customers and can increase profits. [certainteed.com/select-shinglemaster](https://certainteed.com/select-shinglemaster)



GET CERTIFIED

### Shingle Quality Specialist™ Shingle and Sales Knowledge

Gain a better understanding of shingle quality, design, warranties and the manufacturing process by reading the Shingle Technology Manual. Use this knowledge to sell better shingles and earn higher profits. [certainteed.com/shingle-quality-specialist](https://certainteed.com/shingle-quality-specialist)

### ShingleMaster™ Professional Craftsmen

Enhance your credibility with homeowners and win jobs away from lowball competitors by providing prospective customers with the security of a knowledgeable crew on their roofs. [certainteed.com/shinglemaster](https://certainteed.com/shinglemaster)

## CertainTeed Siding

### 5-Star Contractor Program

This elite program will benefit you by:

- Rewarding with an extra 10% rebate in the "Contractor Cash Rebate" program
- Highlighting your business with a premier listing on CertainTeed's Contractor Locator and on the VSI website
- Elevating your business from other contractors in your market
- Providing you with valuable training
- Giving you access to superior marketing tools



GET CERTIFIED

[certainteed.com/5-star-siding-contractor](https://certainteed.com/5-star-siding-contractor)

### "Contractor Cash Back" Rebate Program January 1 – December 31, 2024 See page 10.

Earn rewards of up to \$10/sq. on Cedar Impressions®, vinyl siding, porch, rail, Restoration Millwork® trim and other items.

And there's NO LIMIT to the rewards you can earn!

If you're a 5-Star Contractor, you'll get an extra 10% on your rebates.

[certainteed.com/contractorcashback](https://certainteed.com/contractorcashback)



START SAVING

### Master Craftsman Program

Successful completion of the Master Craftsman program demonstrates commitment to your profession and industry.

The program components include:

- Vinyl siding and polymer shakes
- Restoration Millwork
- CertaWrap

When you pass the Master Craftsman Test, you'll:

- Receive a personalized Certificate of Completion
- Be listed as a Master Craftsman on the CertainTeed website

Complete two or more Master Craftsman tests and receive:

- A Building Solutions® Specialist certificate
- Preferential listing on CertainTeed's Contractor Locator site

<https://www.certainteed.com/master-craftsman-siding-program>



GET CERTIFIED



## DuPont Tyvek

### Contractor Rewards

Earn points for your Tyvek purchases to redeem for prizes. Learn more at [contractorrewards.com](https://contractorrewards.com)



START SAVING

## GAF Roofing

### GAF Certified Contractor Program

Enrolling in a certification program with the country's largest roofing manufacturer doesn't just build trust. It helps everyone get from "Hi, my name is..." to "Good doing business with you" with confidence. It also opens the door to additional rebate rewards, enhanced warranties, leads and marketing resources.

[gaf.com/en-us/get-there-with-gaf/certification](https://gaf.com/en-us/get-there-with-gaf/certification)



GET CERTIFIED

### GAF Rewards

See page 12.

Earn 1.0% in points as a non-certified contractor and 2.0% as a GAF Certified Contractor. Each point can be redeemed for \$1 on a gift card or reloadable Visa Debit Card. [gaf.com/rewards](https://gaf.com/rewards)



START SAVING

## MANUFACTURER PROGRAMS

### IKO Roofing

#### IKO ROOFPRO® Contractor Loyalty Program

When you show your love for IKO, IKO loves you back. From business tools designed for today's on-the-go contractors, to exclusive warranties, co-branded marketing tools, partner program discounts, rebates\*, education and more\*\*, the IKO ROOFPRO program is designed to help you climb to the top of your potential. Join at one of three ROOFPRO tiers based on annual IKO square purchases and loyalty commitment, and receive additional benefits as you advance through the program. Membership is paid based on tier level and runs on a calendar year, January to December. To learn more, visit: [//iko.com/na/roofpro-intro-page/](http://iko.com/na/roofpro-intro-page/)



LEARN MORE

\* Terms and conditions apply. See terms and conditions at the time of signing the rebate agreement. See your local territory sales rep to learn more.

\*\*Not all benefits are available to all tiers.

### James Hardie

#### Contractor Alliance Program

With more than 2X the business-building solutions of competitive siding companies, the James Hardie® Contractor Alliance® Program offers industry-leading support to help you grow your business. Take advantage of more marketing tools, lead generation opportunities, and training on everything from in-home sales to installation. [hardiealliance.com](http://hardiealliance.com)



LEARN MORE

#### Hardie™ Honors Firefighter and First Responder Program



Every day, thousands of emergency personnel put their lives on the line to protect the greater good. James Hardie is recognizing them with a new rebate program: Hardie™ Honors, that lets you offer first responders up to \$350 in rebate on Hardie® products. See details at [jameshardie.com/fire](http://jameshardie.com/fire)

### LP® SmartSide® Trim & Siding

#### Remodelers Edge Preferred Contractor Program

There's no limit on how far you can take your business when you have the right team. The LP® BuildSmart™ Program rewards your hard work with access to proven product training, marketing support and priority lead generation to help you win. This program offers three membership levels to support your commitment to LP SmartSide products. Enroll at [lpbuildsmart.com](http://lpbuildsmart.com), then attend a free exclusive training event. Once enrolled, you can begin submitting your LP SmartSide product purchases to earn rewards.



GET CERTIFIED

#### SmartSide First-Time User Rebate

January 1 – December 31, 2024

For details. [lpcorp.com/resources/rebates](http://lpcorp.com/resources/rebates)



START SAVING

### Owens Corning

#### Contractor Rewards

See page 14.

Receive 0.5% rewards on all qualifying purchases of Owens Corning roofing products. You can track, manage and redeem your rewards through the OCConnect™ Resource Center. [Debbie.Ekey@owenscorning.com](mailto:Debbie.Ekey@owenscorning.com) or 419-367-9704

#### Roofing Contractor Network

In today's highly competitive marketplace, you need every advantage you can get to stand apart from the crowd. The Owens Corning Roofing Contractor Network gives you that edge. It provides valuable exposure for the contractors who best represent the Owens Corning Roofing brand, and it rewards you for providing homeowners with a positive experience. As a member of the network, you'll have access to smart business solutions, exclusive warranty offerings, promotional funding, training with sales and industry experts, Owens Corning University (OCU), lead generation opportunities, and valuable marketing tools.

[Debbie.Ekey@owenscorning.com](mailto:Debbie.Ekey@owenscorning.com) or 419-367-9704

## Therma-Tru

### Certified Installer Program

The Therma-Tru Certified Door System Installer Training Program walks you through the proper techniques to correctly install and seal a Therma-Tru door to provide weather resistance, energy efficiency and smooth operation for years to come, helping to reduce callbacks while increasing customer satisfaction.

Homeowners receive double the reimbursement eligibility for Tru-Defense door systems installed by a Therma-Tru Certified Door System installer. (See [thermatru.com](http://thermatru.com) for details.)

- Step-by-step videos with expert guidance.
- Job aids and supplemental video content for quick on-site reference.
- Certified Door System Installer status.
- Certified Door System Installer certificate and card.

[thermatru.com/installer/](http://thermatru.com/installer/)

## TimberTech® by AZEK™

### The Board: An Azek Loyalty Program

#### Where Pros Belong and Benefit

Join Azek's loyalty program, The Board, for our contractor partners. By becoming a member, you not only join an exclusive group of top-tier pros, you also get valuable benefits that can grow your business by reaching more customer and closing more deals. Once you join, you begin earning points with every TimberTech®, Azek® Exteriors, and StruXure® product you install. Points are captured each time you submit an invoice and can be redeemed for marketing expenses and training – or cash. And you can begin earning as soon as you join. Join today at [timbertech.com/theboard/](http://timbertech.com/theboard/)



JOIN THE  
BOARD!



## Trex Decking

### TrexPro Program

Becoming a TrexPro connects you to a respected leading brand, makes you a member of an elite group of contractors, and qualifies you to receive special benefits to grow your business. A TrexPro is a professional committed to building quality decks using Trex products. A TrexPro adheres to the company's installation requirements and program guidelines, and adds value to his or her territory while representing Trex as a customer's best option in every sales call. In return, Trex provides valuable benefits such as sales leads, referrals and a warranty program.

Trex spends millions of dollars each year to generate referrals for TrexPro builders, who are promoted in consumer literature, on Trex social sites and at Trex.com. A profile page on trex.com lets you showcase your company to prospects in your market.

[trex.com/resources/trex-pro/becomeatrexpro/](http://trex.com/resources/trex-pro/becomeatrexpro/)



START YOUR  
CERTIFICATION



## 2024 CONTRACTOR CASH BACK

# Roofing, Siding, Stone, Trim, Housewrap

Contractor Rewards Program



START SAVING

*See reverse for full list of eligible products,  
program rules and application form.*



01/01/2024 - 12/31/2024

## Contractor Rewards Program Redemption Form

## QUALIFYING CATEGORIES, PRODUCTS &amp; REBATE AMOUNTS

Roofing Shingle Products		Roofing Low Slope Products		Polymer and Vinyl Siding (continued)	
Presidential Shake® TL (including Solaris®)	\$2.50/square	Black Diamond® Base Sheet	\$1/roll	Board & Batten	\$3.00/square
Presidential Shake® IR	\$2.50/square	Flintlastic® SA NailBase	\$1/roll	Restoration Classic™	\$1.50/square
Carriage House®	\$2.50/square	Flintlastic® SA PlyBase	\$1/roll	Mainstreet™	\$1.00/square
Grand Manor®	\$2.50/square	Flintlastic® SA MidPly	\$1/roll	American Legend™	\$1.00/square
Belmont®	\$2.50/square	Flintlastic® SA Cap*	\$1/roll	Beaded Porch Panel	\$1.00/square
Belmont® IR	\$2.50/square	Flintlastic® SA Cap FR*	\$1/roll	Triple 3-1/3" InvisiVent® & Solid Soffit	\$1.00/square
Presidential Shake® (including Solaris®)	\$1.50/square	Flintlastic® Ultra Glass SA	\$1/roll	Ironmax™ Soffit	\$1.00/square
Landmark® ClimateFlex®	\$1.50/square	Flintlastic® App Base T	\$0.50/roll	Perimeter™ Soffit	\$0.50/square
Landmark® Premium	\$1.50/square	Flintlastic® GTA*	\$0.50/roll	Mounting Blocks	\$1.00/carton
Landmark® Solaris® AR	\$1.50/square	Flintlastic® GTA-FR*	\$0.50/roll	<b>Metal Siding and Accessories</b>	
Landmark® PRO (including Solaris®)	\$1.50/square	Flintlastic® STA	\$0.50/roll	Urban Reserve™ Panels & Soffit	\$10.00/square
Landmark® TL (including Solaris®)	\$1.50/square	Flintlastic® GTS-FR*	\$0.50/roll	Metal Soffit	\$2.00/square
Highland Slate®	\$1.50/square	Flintlastic® Base 20	\$0.50/roll	Drip Edge	\$1.50/carton
NorthGate® ClimateFlex®	\$1.50/square	Flintlastic® Poly SMS	\$0.50/roll	<b>STONEfaçade® Architectural Stone Cladding System</b>	
<b>Integrity Roof System Products</b>		Flintlastic® Ultra Poly SMS	\$0.50/roll	STONEfaçade® LedgeStone Panel	\$20.00/square (\$1.60/carton)
Swiftstart®	\$1/bundle	Flintlastic® GMS	\$0.50/roll	<b>Premium CertaWrap™ Weather Resistant Barrier</b>	
Cedar Crest®	\$2/bundle	Flintlastic® FR-P	\$0.50/roll	Premium 9' wide rolls	\$2.25/roll
Shadow Ridge®	\$1/bundle	Flintlastic® Premium FR-P	\$0.50/roll	Premium 3', 4.5' & 5' wide rolls	\$0.75/roll
Shadow Ridge® ClimateFlex® (and 4PC)	\$1/bundle	All Weather/Empire® Base Sheet	\$0.50/roll	Premium Construction Tape	\$0.20/roll
Mountain Ridge®	\$1/box	SMARTCOAT™ 400-405 Acrylic Coatings	\$1.25/pail	<b>Restoration Millwork®</b>	
WinterGuard® Sand (Long)	\$4/roll	SMARTCOAT™ 450 Silicone Coating	\$2.50/pail	Sheets/Beadboard Panel	\$1.00/piece
WinterGuard® Granular	\$4/roll	*Includes Coolstar®		Beadboard (5-1/2", 6" and 8-1/2")	\$0.75/piece
GRACE SELECT™	\$4/roll	<b>Polymer and Vinyl Siding</b>		Trimboard/J-pocket/Skirtboard/Fascia	\$0.75/piece
DryRoof® SA	\$2/roll	Cedar Impressions®	\$10.00/square	Corners	\$0.75/piece
RoofRunner™	\$4/roll	Reverse Board & Batten Reinforced Siding	\$10.00/square	Profiles	\$0.75/piece
RoofRunner™ Air	\$4/roll	CERTAplank® Single 7" Reinforced Siding	\$10.00/square	Column Wraps	\$3.00/column
DiamondDeck®	\$4/roll	Northwoods®	\$6.00/square		
CertainTeed Ridge Vents	\$.10/stick (\$1.00/box)	CedarBoards™ Insulated Siding	\$6.00/square		
CertainTeed Rolled Ridge Vents	\$1/box	Monogram®	\$4.00/square		

## Follow these conditions of acceptance to receive your Contractor Rewards:

- Purchase any of the qualifying CertainTeed products (above) during the promotion dates 1/1/24 - 12/31/24.
- Complete all information requested on this form.
- Include a copy of each invoice as proof of purchase. **Invoices must be received with your completed rebate application within 60 days of purchase date to be eligible.** Invoices submitted beyond this time frame are subject to rejection. Invoices submitted must clearly show a dealer name, date of purchase, quantity purchased, and description of items purchased. **We will not accept packing slips, pick tickets, sales reports, sales quotes or credit memos as proof of purchase for rebate payouts.**
- Program is strictly for siding and roofing remodeling/retrofit contractors.

## SUBMIT ONLINE FOR FASTER PROCESSING

## 5) SUBMIT YOUR REBATE REDEMPTION BY ONE OF THE FOLLOWING METHODS:

(5A) Online at  
[www.certainteed.com/contractorcashback](http://www.certainteed.com/contractorcashback);



SCAN CODE FOR  
 ONLINE FORM

(5B) Mail your completed rebate redemption form and invoices to this address: **Contractor Cash Back - CertainTeed**, Offer #04-12-545-US-EN  
 20 Moores Road, Malvern, PA 19355

**\*\*We suggest that if you submit by mail that you send it in a traceable format.**



## CUSTOMER INFORMATION (Information provided should be consistent from submission to submission.) BLUE OR BLACK INK ONLY

Contractor ID** (7 digit # located on your rewards card)										Company Name									
First Name*										Last Name*									
Mailing Address*										Apt./Suite									
City*										State*									
Email Address*										Zip*									
Phone*																			

Are you new to the program?

☐ Yes ☐ No

**\*\*To obtain your Contractor ID# you must first register at [www.certainteed.com/contractorcashback](http://www.certainteed.com/contractorcashback). You cannot submit to the program until you have received your ID# back from CertainTeed.**

## PURCHASE INFORMATION (Attach spreadsheet with additional information if needed.)

INVOICE DATE	INVOICE NUMBER	PRODUCT NAME	QTY

For questions call 1-800-233-8990 or visit [www.certainteed.com/contractorcashback](http://www.certainteed.com/contractorcashback). Please allow 4 weeks processing for online submissions and 8 weeks for mailed-in submissions from time of receipt. Payment can take up to an additional 2 weeks.

For complete terms and conditions refer to <https://www.certainteed.com/terms-and-conditions-contractor-cash-back>

Card is issued by Pathward®, N.A., Member FDIC, pursuant to a license from Visa U.S.A. Inc. No recurring payments. Can be used everywhere Visa debit cards are accepted. Card valid for up to 36 months, funds do not expire and may be available after card expiration date, fees may apply. Terms and conditions apply. Go to [www.myprepaidcenter.com](http://www.myprepaidcenter.com) for full details.

Rebate paid in USD for US program participants. Rebates are paid solely based on the volume of purchases and at an amount that is dependent on the product, which is specified in the additional terms and conditions referenced in the redemption form (above). By submitting a redemption form, participants acknowledge that the amount of the rebate paid is not determined by any other factor.

Offer # 04-12-545-US-EN

CertainTeed retains the right to reverse any overpayment that may be a result of duplicate submissions, incorrect rebate calculations, or for any other reason, directly from participants cards.

If you are new to the program you will receive a CertainTeed Visa® Prepaid Card within 4 weeks after your first rebate redemption is processed and approved.

CertainTeed reserves the right to change or cancel the Contractor Cash Back rebate program at any time, including modifying these Terms & Conditions.

This offer is only available to customers with mailing addresses in the United States.

REWARDS TEAM 1-800-233-8990

Form #04-12-545-US-EN

©01/24 CertainTeed



**GAF** Rewards

# Boost your business with GAF Rewards

Earn up to 2% back in  
points on eligible items.\*

Use the points you earn on qualifying GAF  
purchases to reinvest in what matters to you.

\*Terms and restrictions apply. See reverse for details.



START SAVING

**GAF**

We protect what matters most™

# Experience the power of GAF Rewards

Use your GAF Rewards points to reinvest in what matters most to you.

Reinvest in morale: Treat your crew to lunch or some brand-new company swag. Reinvest in tools: Upgrade that compressor, add a new ladder, or buy new safety equipment for your crew. Just redeem the points you earn for one of several convenient options and reinvest in your business.

Join GAF Rewards\* and start earning points on your qualifying GAF purchases today.



Find a list of qualifying products at [gaf.com/Rewards](https://gaf.com/Rewards)

©2023 GAF • PROBE103-0823 425212-1023

# Earning points is quick, easy, and hassle-free.

GAF Rewards members who are eligible to earn standard rewards rates can earn the rates below on their qualifying GAF product purchases.

Certification Level	Standard % back in rewards points for qualifying GAF product purchases made by December 31, 2023	Standard % back in rewards points for qualifying GAF product purchases made on January 1, 2024 or later
GAF Master Elite® Contractors	2.5%	2.0%
GAF Certified™ Contractors	2.0%	1.5%
Contractors not certified by GAF, builders, and remodeling companies	1.5%	1.0%

### Step 1: Purchase

Purchase qualifying GAF products. Find a list of qualifying products at [gaf.com/Rewards](https://gaf.com/Rewards).

### Step 2: Submit

You can submit receipts electronically using the GAF Rewards website, by mail, or by asking your distributor to submit them for you within 90 days of the purchase date.

### Step 3: Redeem

Redeem points for a reloadable prepaid card, retailer gift cards, merchandise, GAF QuickMeasure™ reports, or even GAF enhanced warranties.

If you're looking to reinvest in your business, join GAF Rewards today!

Visit us at [gaf.com/Rewards](https://gaf.com/Rewards)

We protect what matters most™



\*GAF Rewards U.S. is open to professional roofing contractors, builders, and remodeling companies in the U.S. Points earned vary based on certification level. Points can only be earned on qualifying purchases made in the U.S. Proof of purchase must be submitted within 90 days of the purchase date. GAF reserves the right to audit all claims. Cannot be combined with any other promotion or offer unless specified by GAF. Visit [gaf.com/rewards](https://gaf.com/rewards) for complete terms and conditions, special offers, and qualifying GAF products.




MANUFACTURERS' REBATES

## OWENS CORNING: REBATES



## OWENS CORNING ROOFING CONTRACTOR REWARDS REGISTER TODAY!



### REWARDS

Members receive **0.5% Rewards on all purchases** of Owens Corning® roofing products. Top of the House® Contractors receive **3% Rewards** on ProCat® Expanding Blow-in Insulation System purchases.

The **OCConnect™ Resource Center** is your one stop shop to take advantage of the many benefits Owens Corning Roofing Contractor Rewards has to offer, including:



- 24/7 online resource to track, manage & redeem rewards
- Ability to order product literature and samples
- Lead generation and homeowner marketing tools
- Access to training programs



ULTIMATE PROTECTION

### DURATION® SERIES SHINGLES

with SureNail® Technology\*  
with Triple Layer Protection®+

Contact Debbie for information  
on the **Contractor Rewards** Program:

Debbie Ekey: 419.367.9704  
Debbie.Ekey@owenscorning.com

\* SureNail® Technology is not a guarantee of performance in all weather conditions. SureNail® Technology is available only on Owens Corning® Duration® Series Shingles. For patent information, please visit [www.owenscorning.com/patents](http://www.owenscorning.com/patents).

+ The amount of Triple Layer Protection® may vary on a shingle-by-shingle basis Owens Corning testing against competing products with wide, single-layer nailing zones when following manufacturers' installation instructions and nailing in the middle of the allowable nailing zone.

THE PINK PANTHER™ & © 1964–2024 Metro-Goldwyn-Mayer Studios Inc. All Rights Reserved. © 2024 Owens Corning. All Rights Reserved.

# WHY EAGLEVIEW®?

What Advantages Do Contractors See with EagleView Reports?



## FASTER BIDS

EagleView Bid Perfect™ Reports enable roofers to compile fast, competitive bids. Delivered in just one hour, the report lists the number of squares and predominant pitch for a residential roof. When contractors upgrade to an EagleView PremiumReport™, they can deduct the cost of the Bid Perfect Report from the total price.



## GREATER PROFITABILITY

With an EagleView PremiumReport, roofers receive the highly accurate roof measurements and diagrams they need to complete the job. Those precise details result in more efficient material orders and production plans, leading to less waste and increased profits.



## SUPERIOR ACCURACY

Before using EagleView Reports, one group of contractors required material redeliveries 46% of the time and pickups 37% of the time. After switching to EagleView Reports, however, only two of their jobs needed redeliveries, and the number of pickups fell to zero.



## PROFESSIONAL ESTIMATES

EagleView Reports are delivered with a customizable cover page, provided at no additional cost. Roofers can present customers with estimates in a professional document that showcases their company's name and logo on the cover.



## INCREASED WINS

Contractors who use EagleView Reports can bid faster and smarter, resulting in increased wins. On average, contractors who order EagleView Reports have higher closing rates than those who don't.

**Start today!**

**Ask your Erie Materials sales representative or visit [eagleview.com](http://eagleview.com)**



[eagleview.com](http://eagleview.com)

Copyright © 2008-2019 EagleView Technologies, Inc. - All Rights Reserved.  
Copyright © 2019 Pictometry is a registered trademark of Pictometry International Corp. CON-070 | 01/19





# EAGLEVIEW REPORTS

EagleView offers several reports designed specifically for residential and commercial roofers.

## PremiumReport™

The EagleView PremiumReport delivers critical and comprehensive measurements, derived from high-resolution aerial Imagery, for residential and commercial structures. EagleView PremiumReports include measurements for roof length, area, and pitch, as well as hips, ridges, valleys, rakes, eaves, drip edges, flashing, step flashing, and parapet walls.

EagleView creates 3D diagrams of the roof facets, giving contractors a much-needed top-down view of the job. The PremiumReport also includes aerial imagery of the property and a summary page with a suggested waste factor developed for each unique property.

## Bid Perfect™

EagleView Bid Perfect Reports enable roofers to provide highly accurate bids at the sales stage, and then easily upgrade to a PremiumReport when they're ready to order materials. With fast delivery and a price that can support every job, Bid Perfect Reports help contractors create quick estimates and close more jobs.

## Walls, Windows & Doors

EagleView Walls Reports provide contractors with detailed exterior wall measurements and 3D wall area diagrams in a format that's easy to use and understand for quick and easy siding estimates. Walls, Windows & Doors reports can be ordered standalone or bundled with the Premium Report.

## EagleView Assess™

EagleView Assess enables roofers to conduct drone-based roof inspections to help them quickly visualize roof damage and inspect more properties. The simple-to-fly drone captures detailed, high-resolution images of the entire structure, with options to generate automated damage reports and measurements for fast and accurate repair estimates.



## ANDERSEN: CLAD WOOD &amp; FIBREX® COMPOSITE MATERIAL WINDOWS &amp; PATIO DOORS



## PRODUCT OVERVIEW

**BIG DOORS****Redefining Boundaries**

- The way to remove limits from your living spaces
- Expansive openings can be over 60' wide with oversized glass panels
- Nearly unlimited color and design options with multiple wood species, finishes, and customizations
- Flush sill options for more seamless transitions
- Available as Liftslide, Pivot, Folding, and MultiGlide™ doors

**A-SERIES****Architectural Authenticity, Unparalleled Performance**

- Designed in collaboration with architects for unparalleled performance
- Highly energy efficient with triple-pane glass and HeatLock® technology
- Designed to make stunning window combinations easy
- Hundreds of design options with multiple wood species, colors, finishes, and customizations
- Stormwatch® Protection available for hurricane-prone coastal areas\*

**400 SERIES****Time-Tested, Classic Wood Craftsmanship**

- A go-to choice thanks to its perfect blend of design, performance and value
- Low-maintenance, durable Perma-Shield® exterior options never need painting\*\*
- Wide selection of design options to fit a variety of homes
- Easy to install for replacement projects or new builds
- Stormwatch Protection available for windows in hurricane-prone coastal areas\*

\*See your local code official for code requirements in your area.  
 \*\*Visit [andersenwindows.com/warranty](http://andersenwindows.com/warranty) for details.

# ANDERSEN: CLAD WOOD & FIBREX® COMPOSITE MATERIAL WINDOWS & PATIO DOORS

## PRODUCT OVERVIEW



### 200 SERIES

#### Warmth of Wood at an Uncommon Value

- Minimalist designs that simplify your decisions
- Low-maintenance, durable Perma-Shield® exterior options never need painting\*
- Warm wood interiors, like our 400 Series, A-Series, E-Series, and Big Doors
- Available in our most popular options and sizes



### 100 SERIES

#### The Smart Alternative to Vinyl

- An easy way to give your home a modern look
- Designed to hold up in all climates thanks to its Fibrex® material that's 2X stronger than vinyl
- Low-maintenance matte interior and exterior finishes never need painting and won't fade, flake, blister, or peel\*
- Modern design options including rich dark colors



\*Visit [andersenwindows.com/warranty](https://andersenwindows.com/warranty) for details.

"Andersen" and all other marks where denoted are trademarks of Andersen Corporation.  
©2024 Andersen Corporation. All rights reserved.

# ANDERSEN: FIBREX® COMPOSITE MATERIAL WINDOWS & PATIO DOORS



## 100 SERIES



## A MODERN LOOK THAT'S EASY ON THE BUDGET

Whether you're replacing, remodeling or building new, Andersen® 100 Series products offer many advantages over vinyl at a good value. They're made with innovative Fibrex® composite material which is 2X stronger and more durable than vinyl. They're also energy-efficient, environmentally responsible and available in a variety of rich, dark colors with finishes that are made to last\*, making them a better choice for your home.



- Fibrex material retains its stability and rigidity in all climates, so weathertight seals stay weathertight
- Fibrex material blocks thermal transfer nearly 700X times better than aluminum, helping to reduce heating and cooling bills
- The finish on 100 Series products offers superior scratch resistance and won't fade, flake, blister or peel\*
- 100 Series products can withstand temperatures up to 150°F, even in dark colors, meaning they won't warp due to sun exposure
- Virtually maintenance-free premium matte finish inside and out
- Insert windows available in custom sizes for easy replacement



### ENVIRONMENTALLY RESPONSIBLE

Fibrex composite material is composed of 40% reclaimed wood fiber by weight.

\*Visit [andersenwindows.com/warranty](https://andersenwindows.com/warranty) for details.

\*\*When 100 Series products were tested against five leading competitors' painted vinyl window products.

## 100 SERIES

### PRODUCT TYPES

- Casement windows
- Single-hung windows
- Specialty windows
- Awning windows
- Gliding windows
- Gliding patio doors

### PRODUCT OPTIONS

#### EXTERIOR COLORS



#### INTERIOR COLORS



\*Products with Sandtone, dark bronze and black interiors have matching exteriors.



### HARDWARE OPTIONS

#### WINDOWS

##### Single-Hung & Gliding



Standard Lock



Optional Lift/Pull



Optional Metal Slim Line Lock

Antique Brass | Black  
**Dark Bronze** | Sandtone  
 Satin Nickel | White

##### Casement & Awning



Antique Brass | Black  
 Dark Bronze | Sandtone  
**Satin Nickel** | White

Folding hardware avoids interference with window treatments.

Bold name denotes finish shown.

#### PATIO DOORS

##### Tulsa

Exterior



Black  
**Dark Bronze**  
 Sandtone  
 Terratone  
 White

Interior



Black  
 Dark Bronze  
 Sandtone  
**White**

##### Optional Afton

Exterior



Interior



Antique Brass  
 Bright Brass  
 Black  
**Satin Nickel**

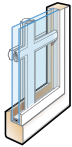
Exterior handle matches the door's exterior color.  
 Interior handle matches the door's interior color.

### GRILLE OPTIONS

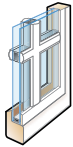
#### GRILLE TYPES



Finelight™  
 Grilles-  
 Between-  
 the-Glass



Finelight  
 with Exterior  
 Grilles

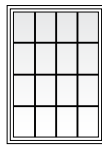


Full  
 Divided  
 Light



Simulated  
 Divided  
 Light

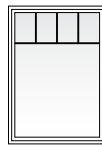
#### GRILLE PATTERNS



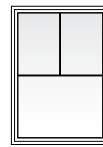
Colonial




Prairie A



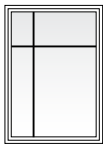
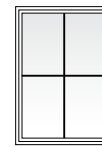
Short  
 Fractional



Tall  
 Fractional



Specified  
 Equal Light



Custom



For more information, visit [andersenwindows.com/100series](https://andersenwindows.com/100series)

Printing limitations prevent exact replication of colors and finishes. See your Andersen supplier for actual color and finish samples.  
 "Andersen" and all other marks where denoted are trademarks of Andersen Corporation. ©2024 Andersen Corporation. All rights reserved.



# ANDERSEN: CLAD WOOD WINDOWS & PATIO DOORS



## 200 SERIES



## MINIMALIST DESIGNS THAT SIMPLIFY YOUR DECISIONS

A streamlined selection of windows and patio doors, the 200 Series product line delivers Andersen quality at an uncommon value. Built with the right materials in the right places, 200 Series windows and patio doors offer durability, long-term beauty and options to fit your project needs.



- Perma-Shield® exterior cladding system offers low maintenance and durability while providing an attractive appearance.
- Weather-resistant construction designed to seal out drafts, wind and water
- Variety of Low-E glass options available to help control heating and cooling in any climate
- Narroline® profiles offer a clean appearance and maximize light and view
- Hinged inswing patio doors offer traditional styling with low-maintenance interior and exteriors
- Many 200 Series windows and patio doors have options that make them ENERGY STAR® certified throughout the U.S.



## 200 SERIES

### PRODUCT TYPES

- Double-hung windows
- Picture & half circle windows
- Perma-Shield® gliding patio doors
- Hinged inswing patio doors
- Gliding windows
- Narroline® gliding patio doors

### PRODUCT OPTIONS

#### EXTERIOR WINDOW COLORS



#### EXTERIOR PATIO DOOR COLORS



Perma-Shield gliding patio door exteriors match the interior color selected.  
Hinged inswing patio doors are only available with white, Sandtone or Terratone exteriors.



#### INTERIOR WINDOW OPTIONS



#### INTERIOR PATIO DOOR OPTIONS

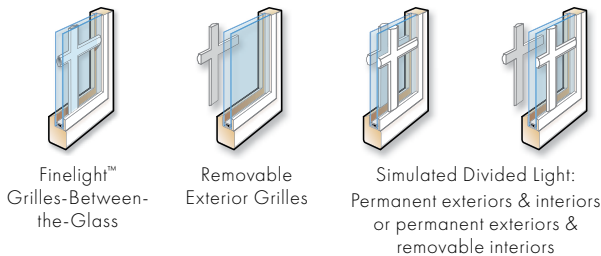


Unfinished pine, maple and oak interiors are only available on Narroline gliding patio doors.  
Perma-Shield gliding patio door interiors match the exterior color selected.  
Hinged inswing patio doors are only available with a white interior.

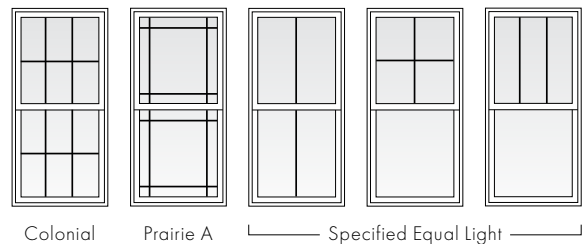
### GRILLE OPTIONS

Choose from the following grille types and patterns to complement virtually any style of home.

#### GRILLE TYPES



#### GRILLE PATTERNS



### ACCESSORIES

- **Blinds-Between-the-Glass**  
Located between the panes of insulated glass, blinds are protected from dust and damage and never need cleaning. White blinds are available on select Perma-Shield gliding patio doors.
- **Exterior Trim**  
Add curb appeal with exterior trim, made of Fibrex® composite material and available in 11 colors.



For more information, visit [andersenwindows.com/200series](https://andersenwindows.com/200series)

Printing limitations prevent exact replication of colors and finishes. See your Andersen supplier for actual color and finish samples.  
"Andersen" and all other marks where denoted are trademarks of Andersen Corporation. ©2024 Andersen Corporation. All rights reserved.

# ANDERSEN: CLAD WOOD WINDOWS & PATIO DOORS



## 400 SERIES



## TIME-TESTED, CLASSIC WOOD CRAFTSMANSHIP

As our most popular and longest-standing products, the 400 Series product line brings you the best overall blend of performance and style to satisfy any window or door need. With years of engineering and craftsmanship to build on, 400 Series windows and patio doors are designed to live up to your high standards.



- A national best-seller, installed in more homes than any other
- Features our patented Perma-Shield® exterior that revolutionized the window industry
- Designed for easy installation for replacement and new construction projects
- Classic wood craftsmanship that stands the test of time\*
- Wide selection of sizes, shapes, styles and colors to fit a variety of home styles
- Backed by our renowned limited warranty and the largest service network in the industry
- Many 400 Series windows and patio doors have options that make them ENERGY STAR® certified throughout the U.S.



\*Visit [andersenwindows.com/warranty](http://andersenwindows.com/warranty) for details.

"ENERGY STAR" is a registered trademark of the U.S. Environmental Protection Agency.

## 400 SERIES

### PRODUCT TYPES

- Double-hung windows
- Casement windows
- Awning windows
- Gliding windows
- Picture windows
- Specialty windows
- Bay & bow windows
- Sidelights and transoms
- Gliding patio doors
- Hinged inswing patio doors



CUSTOM SIZES

### PRODUCT OPTIONS

#### EXTERIOR OPTIONS

##### Window & Door Colors



\*Canvas, dark bronze and black exteriors not available on 400 Series patio doors.



#### INTERIOR OPTIONS



Naturally occurring variations in grain, color and texture of wood make each window one of a kind.

\*\*Maple and oak wood species are available on 400 Series Frenchwood® patio doors and Woodwright double-hung windows only.

†Products with dark bronze and black exteriors have matching interiors. Dark bronze and black interiors not available on Woodwright double-hung windows or 400 Series patio doors.

#### GLASS OPTIONS

Energy-efficient glass options available. Tempered glass and other glass options, including patterned glass and art glass are also available. Contact your Andersen supplier.

#### STORMWATCH PROTECTION

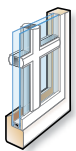
400 Series windows available with Stormwatch® Protection for coastal areas.



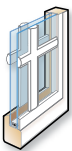
### GRILLE OPTIONS

Choose from the following grille types and patterns to complement virtually any style of home.

#### GRILLE TYPES



Full Divided Light:  
Permanent exterior  
Permanent interior  
with spacer



Simulated Divided Light:  
Permanent exteriors & interiors  
or permanent exteriors &  
removable interiors

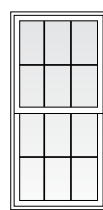


Finelight™  
Grilles-  
Between-  
the-Glass



Removable  
Interior Grilles

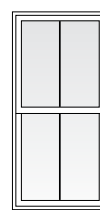
#### GRILLE PATTERNS



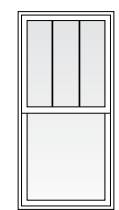
Colonial



Prairie A



Specified Equal Light



Printing limitations prevent exact replication of colors and finishes. See your Andersen supplier for actual color and finish samples.

"Andersen" and all other marks where denoted are trademarks of Andersen Corporation.

©2024 Andersen Corporation. All rights reserved.



For more information, visit [andersenwindows.com/400series](https://andersenwindows.com/400series)

# ANDERSEN: CLAD WOOD WINDOWS & PATIO DOORS



## A-SERIES



## ARCHITECTURAL AUTHENTICITY, UNPARALLELED PERFORMANCE

Designed in conjunction with leading architects to provide authentic architectural style, A-Series windows and patio doors offer all of the options you need to easily create the look you've been dreaming of. Beyond delivering the style you want, A-Series products are the best performing, most energy-efficient windows and patio doors Andersen offers for true peace of mind.



- Frame is constructed with a wood core and a fiberglass exterior, which is virtually maintenance free, for superior strength, stability and long-term beauty.
- Exterior finish never needs painting and won't flake, rot, blister, peel or corrode\*
- Weather-resistant construction for greater comfort and energy efficiency
- Rigorously tested in extreme temperatures for long-lasting performance
- With their weather-resistant seals, A-Series windows and doors can withstand up to eight inches of rain per hour and hurricane-force winds\*\*
- Many A-Series windows and patio doors have options that make them ENERGY STAR® certified throughout the U.S.



\*Visit [andersenwindows.com/warranty](http://andersenwindows.com/warranty) for details.  
\*\*Andersen® A-Series double-hung window tested to AAMA/WDMA/CSA 101/I.S.2 A440-08 & -11 PG50.

## A-SERIES

### PRODUCT TYPES

- Casement windows
- Picture windows
- Gliding patio doors\*
- Hinged outswing patio doors\*
- Awning windows
- Specialty windows
- Hinged inswing patio doors\*
- Double-hung windows
- Sidelights\* and transoms

\*Available with contemporary or traditional panels.



### PRODUCT OPTIONS

#### EXTERIOR COLORS

Select any combination of colors, shown here, for your exterior frame, sash and trim.



#### INTERIOR OPTIONS


##### Wood Species

All wood interiors are unfinished unless an interior finish is specified.




##### Factory-Finished Interiors

For windows, clear coat is available on all wood species; all other factory finishes are available on pine, maple and oak. For doors, factory finishes are available on pine, maple and oak.



##### Painted Interiors

For windows, painted interiors are available on pine and maple. For doors, painted interiors are available on pine. Also available in 11 exterior colors; contact your Andersen supplier. Mix and match up to four interior wood species, stains and/or colors for your window's frame, sash, grilles and extension jambs.



#### GLASS OPTIONS

A variety of energy-efficient glass options are available including triple-pane glass. Tempered glass, patterned glass and between-the-glass art glass are also available. Contact your Andersen supplier.

### ACCESSORIES

- **Grilles**  
Choose from a variety of grille types and patterns included convenient Finelight™ grilles-between-the-glass for easy cleaning.
- **Blinds-Between-the-Glass**  
Blinds-between-the-glass offer privacy and convenience. Located between the panes of insulated glass, they are protected from dust and damage and never need cleaning.
- **Smart Home**  
Monitor, lock and unlock from anywhere with the Yale® Assure Lock®. This slim, sleek key-free lock is designed exclusively for Andersen® hinged patio doors† and integrates with a wide range of smart home platforms.
- **Exterior Trim**  
Add curb appeal with exterior trim made of Fibrex® composite material and available in 11 colors.



For more information, visit [andersenwindows.com/a-series](https://andersenwindows.com/a-series)

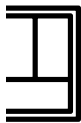
\*\*Actual wood species is either Sapele or Sipo, both non-endangered species grown in Africa, with color and characteristics similar to Central American mahoganies.  
†Available on select hinged doors, see your Andersen supplier for details.

Printing limitations prevent exact replication of colors and finishes. See your Andersen dealer for actual color and finish samples.

Yale manufactures and supports the limited warranty for Yale Assure Lock for Andersen patio doors.

"Andersen" and all other marks where denoted are trademarks of Andersen Corporation. ©2024 Andersen Corporation. All rights reserved.





# ANDERSEN: MULTIGLIDE DOORS



## MULTIGLIDE™ DOORS



### WALK THROUGH WALLS

The MultiGlide™ door not only connects a home to the outdoors, it can be customized to fit any home's design. Beyond offering ultimate design freedom, it's engineered for smooth, easy operation with seamless transitions.

#### KEY FEATURES

- Fits openings up to 50' wide and 10' tall\*
- Panel widths 28" to 60" wide and 47 1/2" to 116 1/2" tall (47" to 117" for flush sill options)\*\*
- Rated for air, water and structural performance†
- Thermally controlled option is available for increased performance with clad wood panels only
- Available with all standard Andersen glass options including triple-pane glass
- Insect screen options include aluminum framed bottom gliding screen panels or a retractable screen system
  - Retractable insect screen system is hidden from view when not in use and glides across the complete door opening, stopping at any desired location.

#### SILL OPTIONS

##### On-Floor Drainage Sill Options



Raised Threshold



Exterior Ramp



Interior Ramp

##### Flush Sill††



Designed to only project 3/16" above the finished floor. Material between rails shown to represent flooring.

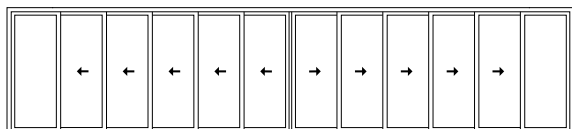
#### CONTEMPORARY & TRADITIONAL STYLES

Contemporary panels are available in an all aluminum design or aluminum-clad wood design and feature a 2 3/4" profile.

Traditional panels are available in an aluminum-clad wood design and feature 4 1/16" stiles and 4 1/16", 8" or 12" bottom rail heights.

#### DOOR CONFIGURATIONS

One-directional and two-directional stacking and pocketing configurations available.



Stacking & pocketing configurations up to 12 panels wide.

#### ROLLERS

Continuously adjustable synthetic rollers are cycle tested 25,000 for proven operation, feature stainless steel ball-bearings and are contoured perfectly to match the track to increase ease of operation.

#### AUTOMATED OPEN/CLOSE SYSTEM‡

Automated open/close system is available on both stacking and pocketing door configurations and is operated using an interior touchpad and weatherproof exterior secure keypad. It can also be connected with a home automation system.



Automated open/close

\*Opening dimensions provided are rough opening. \*\*Frame depth is dependent on number of panels. †Performance may vary based on unit size and options selected. Verify product performance prior to specifying door. ††MultiGlide doors utilizing the flush sill option will not be rated with air and water performance. ‡Sold separately. Automation is not available for doors with panels that are less than 36" in width and insect screens are not automated with this feature. Automation for MultiGlide door units over 25' in width is not provided by Andersen Windows. For more information regarding automation for MultiGlide doors over 25', please contact Summit Automation directly by visiting [summitautomation.com](http://summitautomation.com).

## MULTIGLIDE™ DOORS

## FINISH OPTIONS

## EXTERIOR OPTIONS

- 50 standard color options and custom colors available
- Seven anodized finishes
- Standard AAMA 2604 finish, AAMA 2605 available

## INTERIOR OPTIONS

- Common wood species options include: maple, oak, cherry, mahogany\*, vertical grain Douglas fir, alder, walnut, mixed grain Douglas fir, hickory and white oak
- 14 standard interior paint options available on pine and custom colors available
- Three interior paint colors available on maple: black, dark bronze, anodized silver

## HARDWARE



- Available with a keyed and non-keyed option, the sleek, low-profile hardware design allows panels to be easily stacked
- Adjustable two-point locking system has laminated stainless steel hooks and an anti-slam device to prevent damage to the side jamb

## PERFORMANCE

Panel Style and Frame Type	Traditional Alum-Clad Wood Non-Thermal	Contemporary Alum-Clad Wood Non-Thermal	Contemporary Alum-Clad Wood Thermally Controlled	Contemporary Alum-Clad Wood Thermally Controlled	Contemporary Alum-Clad Wood Thermally Controlled	Contemporary All-Aluminum Non-Thermal
Configuration	S1L-1RS	S2L	S2L	2L-2RS	3R	3R
Sill Type <sup>1</sup>	On-Floor Drainage with Raised Threshold	On-Floor Drainage with Raised Threshold	On-Floor Drainage with Raised Threshold	On-Floor Drainage with Raised Threshold	On-Floor Drainage with Raised Threshold	On-Floor Drainage with Raised Threshold
AAMA/WEMA/CSA 101/IS2/A440-08 And -11	Class LC-PG30 Size Tested 191.0" x 95.5"	Class LC-PG30 Size Tested 178.8" x 95.5"	Class LC-PG30 Size Tested 178.8" x 95.5"	Class LC-PG30 Size Tested 362.8" x 96"	Class LC-PG30 Size Tested 191.0" x 119.5"	Class LC-PG20 Size Tested 191.0" x 119.5"
Design Pressure (DP)	+40/-40	+30/-30	+40/-40	+30/-30	+30/-30	+40/-40
Air Infiltration (CFM/FT <sup>2</sup> )	0.19	0.05	0.06	0.24	0.06	0.08
Water Test Pressure (PSF)	4.5	6.0	4.5	6.06	4.5	7.5
Florida Approval	-	-	Non-Impact FL28047	Non-Impact FL28047	Non-Impact FL35427	-

- "Performance Grade (PG)" ratings may vary from tested performance ratings for larger or smaller units of a particular type. Some units may not be rated.
- This data is accurate as of April 2021. Due to ongoing product changes, updated test results or new industry standards, this data may change over time.
- Where designated, Andersen products are certified and labeled to the requirements of the Hallmark Certification Program. Actual performance may vary based on variations in manufacturing, shipping, installation, environmental conditions and conditions of use.
- Contact your Andersen supplier for more information.

1. Standard on-floor drainage sill with raised threshold must be used for performance ratings. MultiGlide doors utilizing the optional flush sill type are not rated for air and water performance.

\*Actual wood species is either Sapelle or Sipo, both non-endangered species grown in Africa, with color and characteristics similar to Central American mahoganies.

Printing limitations prevent exact duplication of colors and replication of finishes. See your Andersen supplier for actual color and finish samples.

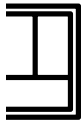
"Andersen" and all other marks where denoted are trademarks of Andersen Corporation.

©2024 Andersen Corporation. All rights reserved.



For more information, visit [andersenwindows.com/multiglide](https://andersenwindows.com/multiglide)






# ANDERSEN: WINDOW TRIM



## EXTERIOR TRIM

For more curb appeal, add optional Andersen® exterior trim. It's available in 11 colors, so you can match or complement your window or door colors to create a variety of looks. Made of Fibrex® material, our trim never needs painting, and it won't fade, flake, blister, or peel no matter what the climate\*. Available with A-Series, 400 Series, and 200 Series products.



Sandtone window with cocoa bean trim

### EXTERIOR TRIM COLORS\*\*



### PROFILES



**2" Brick Mould**

Shown in dove gray with Terratone window



**3 1/2" Flat Casing**

Shown in dark bronze with white window



**4 1/2" Flat Casing**

Shown in canvas with forest green window

### HEAD TRIM OPTIONS



**Decorative Drip Cap**

Shown with 3 1/2" flat casing in red rock with Sandtone window



**2" Cornice**

Shown with 3 1/2" flat casing in red rock with Sandtone window



**3 5/8" Cornice**

Shown with 3 1/2" flat casing in red rock with Sandtone window

### SILL OPTIONS



**2" Brick Mould** with sill nose in dove gray with Terratone window



**3 1/2" Flat Casing** with sill nose in dark bronze with white window



**4 1/2" (114) Flat Casing** with sill nose in canvas with forest green window

For more information, visit [andersenwindows.com](https://andersenwindows.com)

\*Visit [andersenwindows.com/warranty](https://andersenwindows.com/warranty) for details. \*\*Some products are not available in all colors. See your Andersen supplier for details. Printing limitations prevent exact color duplication. See your Andersen supplier for actual color samples. "Andersen" and all other marks where denoted are trademarks of Andersen Corporation. ©2024 Andersen Corporation. All rights reserved.

 **CUSTOM SIZING****AVAILABLE ON MOST ANDERSEN®  
WINDOWS AND PATIO DOORS****E-SERIES WINDOWS & PATIO DOORS****A-SERIES WINDOWS & PATIO DOORS****400 SERIES WINDOWS & PATIO DOORS**

Casement, Awning, Double-Hung Tilt-Wash Insert and Full-Frame, Woodwright® Insert and Full-Frame, Specialty, Flexiframe®, Complementary Windows, Frenchwood® Hinged Inswing and Gliding Patio Doors

**200 SERIES GLIDING PATIO DOORS**

Narroline® Patio Doors  
Perma-Shield® Patio Doors

**100 SERIES WINDOWS & PATIO DOORS**

For more information, visit [andersenwindows.com](https://andersenwindows.com)

"Andersen" and all other marks where denoted are trademarks of Andersen Corporation. ©2024 Andersen Corporation. All rights reserved.



## WHY YOU SHOULD CHOOSE ERIE MATERIALS FOR YOUR ANDERSEN WINDOWS AND PATIO DOORS

**ACCURACY**

You will receive a printed quote showing all the details of your order. The data file from this quote is electronically submitted to the Andersen factory and used to build and ship your windows and accessories. This not only speeds up the process, but also prevents human errors caused by copying and communication.

**RELIABILITY**

- We manage the whole process: Quoting> Ordering> Receiving> Delivery> Warranty
- Experienced, knowledgeable staff
- Orders checked and double-checked so they're right and on time

**WARRANTY**

- We service what we sell
- Our service technicians have been trained at the Andersen factory
- No need to wait for a factory rep

As part of the Andersen Dealer Service Network, we can order service parts online. Andersen trusts us to take care of warranty issues.

SIGNATURE COLLECTION



ELEVATE COLLECTION



ESSENTIAL COLLECTION



## MANY POSSIBILITIES. ONE MARVIN.

As your trusted partner, we're committed to helping you bring your vision to life. That's why we've reorganized our offerings under one Marvin brand. They're the same high-quality products you already know in a portfolio that's easier to navigate. Now you can quickly find and select exactly what you need for any project, and create more of what you imagine.

Discover the Marvin difference at  
[marvin.com/products](https://marvin.com/products)

NEW

THE MARVIN PORTFOLIO

ULTIMATE

Most extensive selection of features, options, and product types

ELEVATE

Wide range of options and product types

ESSENTIAL

Curated options and product types

INTERIORS

A selection of high-quality interior materials and finishes to complement every design aesthetic

WOOD

6 species options + custom



Painted or primed



6 stains + clear coat



WOOD

Bare pine, painted Designer Black, painted White, or clear coat



FIBERGLASS

4 color options



EXTERIORS

Long-lasting, low-maintenance exteriors with best-in-class finishes for superior durability in the harshest of environments

EXTRUDED ALUMINUM

19 colors + custom



WOOD

3 species + custom



FIBERGLASS

6 color options



FIBERGLASS

6 color options



SIZING

Windows and doors built to your exact specifications

Standard + custom sizing for replacement, remodeling, or new construction

HARDWARE

For enhanced durability in harsh climates, some exterior hardware options are available with extra long-lasting PVD finishes

Extensive selection including Marvin Gallery Hardware

Available in 6 finish options with 2 door handle styles

Available in 6 finish options with 1 door handle style

COASTAL + WATERFRONT

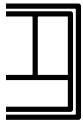
All Marvin products are well suited for coastal and waterfront areas with special products and hardware designed for hurricane zones

Hurricane Impact Zones 3 and 4, + PG 50 Products



Hurricane Impact Zone 3, + PG 50 Products





MATERIALS	ULTIMATE	ELEVATE	ESSENTIAL
<b>INTERIORS</b>			
WOOD	✓	✓	
EXTRUDED ALUMINUM			
FIBERGLASS			✓
<b>EXTERIORS</b>			
WOOD	✓		
EXTRUDED ALUMINUM	✓		
FIBERGLASS		✓	✓
PRODUCTS	ULTIMATE	ELEVATE	ESSENTIAL
<b>WINDOWS</b>			
	Double Hung Single Hung Casement Awning Glider Picture Round Top Specialty Shapes Hopper Push-Out Corner	Double Hung Single Hung Casement Awning Glider Picture Round Top Specialty Shapes Hopper Push-Out Corner	Double Hung Single Hung Casement Awning Glider Picture Round Top Specialty Shapes Hopper Push-Out Corner
FEATURES + OPTIONS	Casement Wash Mode Double Hung Tilt Wash Smart Home Lock Sensors Triple Pane	Casement Wash Mode Double Hung Tilt Wash Smart Home Lock Sensors Triple Pane	Casement Wash Mode Double Hung Tilt Wash Smart Home Lock Sensors Triple Pane
<b>DOORS</b>			
	Sliding Patio Sliding French Inswing/Outswing Pivot Scenic Multi-Slide Scenic Bi-Fold Scenic Lift and Slide Scenic Corner	Sliding Patio Sliding French Inswing/Outswing Scenic Bi-Fold Pivot Scenic Multi-Slide Scenic Bi-Fold Scenic Lift and Slide Scenic Corner	Sliding Patio Sliding French Inswing/Outswing Pivot Scenic Multi-Slide Scenic Bi-Fold Scenic Lift and Slide Scenic Corner
FEATURES + OPTIONS	Automated Controls Smart Home Lock Sensors Retractable Screens	Automated Controls Smart Home Lock Sensors Retractable Screens	Automated Controls Smart Home Lock Sensors Retractable Screens
<b>OPTIONS</b>			
	Divided Lites Bars with Spacer Bars without Spacer Grilles-between-the-Glass Authentic Divided Lites  Glass Energy Efficient Options Decorative Sound Abatement Laminated Fire Glass (California) Turtle Glass	Divided Lites Bars with Spacer Bars without Spacer Grilles-between-the-Glass Authentic Divided Lites  Glass Energy Efficient Options Decorative Sound Abatement Laminated Fire Glass (California) Turtle Glass	Divided Lites Bars with Spacer Bars without Spacer Grilles-between-the-Glass Authentic Divided Lites  Glass Energy Efficient Options Decorative Sound Abatement Laminated Fire Glass (California) Turtle Glass

# PRODUCT COLLECTIONS

## SIGNATURE COLLECTION

Previously known as Marvin Windows and Doors  
Includes Ultimate and Modern Product Lines



Featuring the Ultimate and Modern product lines, the Marvin Signature Collection offers the broadest range of product types, sizes, configurations, and design options. Every detail is considered, delivering the highest level of architectural correctness and unrivaled appeal.



The new one Marvin brand demonstrates that we are driven by a unified purpose and unwavering values, and represents the goals we share for design, quality, and customer service. Most importantly, customers have told us this new brand approach makes navigating our portfolio of solutions simple. Organizing by product collections helps us all differentiate Marvin from the competition and makes it easier to sell more Marvin on more projects.

### ELEVATE COLLECTION

Previously known as Integrity Wood-Ultrex



The Elevate Collection is thoughtfully designed to offer specifically-chosen features and options to help make your vision a reality. Warm, wood interiors with strong, durable, Ultrex® fiberglass exteriors, provide the ideal combination of beauty and strength.

### ESSENTIAL COLLECTION

Previously known as Integrity All Ultrex



The Essential Collection makes it easy to achieve design and quality with clean lines, streamlined options, and powerful performance. Strong, durable, Ultrex fiberglass interiors and exteriors mean windows and doors that are virtually maintenance-free.





SIGNATURE COLLECTION

# ULTIMATE REDEFINING THE STANDARD



WINDOWS & DOORS



NEW

## CREATE MORE OF WHAT YOU CAN IMAGINE

Made for those who care about every detail and simply won't compromise on their vision, the Signature Ultimate product line offers beautiful design, craftsman-quality construction, and a vast selection of shapes, styles, sizes, and options. With extensive customization opportunities and versatility across architectural styles, Ultimate windows and doors can be used in a wide range of projects, including traditional, contemporary, transitional, historic, craftsman, or whatever style inspires you.

FOR MORE INFORMATION VISIT:  
[MARVIN.COM](http://MARVIN.COM)

DESIGN  
POSSIBILITIES

The beauty of Signature Ultimate is found in every thoughtful detail that, when combined, can completely transform how a room feels. Its extensive selection of design options means more flexibility to meet your projects needs.

EXTRAORDINARY  
INNOVATIONS

You'll feel Signature Ultimate quality in every touch. It's in simple and smart breakthroughs like Lift Lock hardware, which allows for easy access to open and lock a window. It's in our Lock Status Sensor, and features like Wash Mode.

UNMATCHED  
CRAFTSMANSHIP

Signature Ultimate windows and doors are available in a range of wood species and a variety of stains and paint options. We sand, condition, stain and oven-cure each individual piece of wood, providing a rich interior finish.



## ULTIMATE WINDOWS

Designed for unprecedented performance and exceptional aesthetics, we offer window options for every style of home in any climate. From a classic double hung to European-style tilt turns and casements in industry-leading sizes.



## ULTIMATE DOORS

Marvin doors are designed, engineered and crafted to maximize the potential of any opening, view and living space. From classic French doors to expansive scenic doors that blur boundaries between indoor and outdoor spaces, our doors offer uncompromising performance, virtually unlimited customization, and high-quality materials.



# MODERN PRINCIPLES. MARVIN INNOVATION.

## Introducing Modern.

Part of the Marvin Signature Collection, our Modern line considers every detail. From product to packaging to installation, we've created a line of windows and doors that's as beautiful to design and work with as it is to live with.

Discover it at [marvin.com/modern](https://marvin.com/modern).

©2019 Marvin Lumber and Cedar Co., LLC. All rights reserved. ®Registered trademark of Marvin Lumber and Cedar Co., LLC.

**MARVIN** 

NEW

## MARVIN DOOR SOLUTIONS PORTFOLIO

WINDOWS &amp; DOORS



MATERIALS	ULTIMATE	ELEVATE	ESSENTIAL	MODERN	COASTLINE
<b>INTERIORS</b>					
WOOD	✓	✓			
EXTRUDED ALUMINUM				✓	✓
FIBERGLASS			✓		
<b>EXTERIORS</b>					
WOOD	✓				
EXTRUDED ALUMINUM	✓				✓
FIBERGLASS		✓	✓	✓	

PRODUCTS	ULTIMATE	ELEVATE	ESSENTIAL	MODERN	COASTLINE
<b>DOORS</b>					
SLIDING PATIO	✓	✓	✓		
SLIDING FRENCH	✓	✓			
INSWING/ OUTSWING	✓	✓		✓	✓
PIVOT	✓				✓
SCENIC MULTI-SLIDE	✓			✓	✓
SCENIC BI-FOLD	✓	✓ NEW in 2023			✓
SCENIC LIFT & SLIDE	✓				
SCENIC CORNER	✓				✓
ENTRY					✓
GARAGE					✓

MARVIN 

## DOOR OPTIONS

OPTIONS	ULTIMATE	ELEVATE	ESSENTIAL	MODERN	COASTLINE
<b>DIVIDED LITES</b>					
SIMULATED DIVIDED LITE BARS WITH SPACER	✓	✓		✓	
SIMULATED DIVIDED LITE BARS WITHOUT SPACER	✓	✓			✓
GRILLES-BETWEEN-THE-GLASS	✓	✓	✓		✓
AUTHENTIC DIVIDED LITES	✓				
<b>GLASS</b>					
ENERGY EFFICIENT OPTIONS (LOW-E)	✓	✓	✓	✓	✓
DECORATIVE	✓	✓	✓	✓	✓
<b>SPECIALTY GLASS</b>					
SOUND ABATEMENT (GLAZING)	✓	✓	✓	✓	
LAMINATED (HURRICANE ZONES)	✓	✓	✓	✓	✓
FIRE GLASS (CALIFORNIA)	✓	✓	✓		
TURTLE GLASS	✓				✓
<b>SCREENS</b>					
	✓	✓	✓	✓	✓
<b>FEATURES</b>					
SMART HOME LOCK SENSOR	✓			✓	



NEW



## Offering a Diverse, Customizable & High-Performance Product Lineup

New Construction & Replacement  
Residential & Commercial

### Designed with Labor & Time Savings in Mind

- Factory-applied interior drywall receivers
- Factory-applied interior extension jambs
- Sliding patio door ships fully assembled
- High-performance factory mulling options available
- Continuous J-channel for ease of installation for most siding



## Superior Performance

### 8300 Double Hung Capabilities

- Structural performance = R-PG30–R-PG50 & R-LCPG45
- Air infiltration = as low as .04
- Thermal performance: U-value = From 0.29 to 0.18
- Solar heat gain = 0.28 (Higher or lower options available)
- Condensation resistance = 70
- Acoustic performance (STC) = From 30 to 43

### Strength – Engineered for harsh weather conditions

- .070" + vinyl wall thickness
- Extrusions engineered for extreme performance
- Made in the USA
- All components and products are AAMA Certified (paint included)

### Beauty

- Consistent line of architecturally correct sight and casing options

### Performance



- Duralite warm-edge spacer system
- Triple weather stripping (available on 8 Series)
- Built-in labor-saving accessories, with the installer in mind

### Paint Capabilities

- Pick from Paradigm's 7 interior and exterior colors (5-Series product available in white only)

### Industry-Leading Lifetime Limited Warranty

- Industry Leading Transferrable Limited Lifetime Materials Warranty includes 5 years of labor for the original owner.

	Notable Features	Window Types	Options	Additional Options
<b>8 Series</b> <i>Premium Product Fully Customizable</i>  <b>EXPLORE 8 SERIES</b>	Wide range of glass packages <ul style="list-style-type: none"> <li>• LowE 270/clear</li> <li>• i89</li> <li>• Triple-glazed, argon fill option</li> </ul>	<b>Replacement and New Construction</b> Double-hung, single-hung, casement, awning, hopper, slider, picture, specialty shapes, bays and bows  *EP option available on select models for higher performance rating	<b>Casings</b> <ul style="list-style-type: none"> <li>• Flat</li> <li>• Brickmould</li> <li>• Crown molding</li> <li>• Offset casings</li> <li>• Regular new construction molded J-Channel with 3/4" pocket.</li> <li>• Applied casings with 1" pocket</li> <li>• Vent latches control sash opening height</li> </ul>	<ul style="list-style-type: none"> <li>• Injected foam fill insulation</li> <li>• Grids – Flat and contoured, SDLs (in, out, both)</li> <li>• 4 lock colors</li> <li>• Factory mulling options</li> <li>• Multiple extension jamb options with custom depths</li> <li>• 2 screen options</li> <li>• 1/2", 5/8", 3/4" interior receivers available</li> </ul>
<b>Sliding Glass Door</b>	<ul style="list-style-type: none"> <li>• .090" nominal wall thickness</li> <li>• 3-point lock system (standard)</li> <li>• Stainless steel monorail system</li> <li>• Ships fully assembled</li> </ul>	<b>Replacement and New Construction</b> <ul style="list-style-type: none"> <li>• Left or right opening</li> <li>• 3 panel and 4 panel</li> </ul> *EP option available on select models for higher performance rating	<b>Casings</b> <ul style="list-style-type: none"> <li>• Flat casing</li> <li>• 2-1/4" and 5" non-offset casing</li> <li>• Configurations to match 8300</li> </ul>	<ul style="list-style-type: none"> <li>• Grids and SDLs</li> <li>• Adjustable screen</li> <li>• Transoms and sidelights</li> <li>• Extension jambs available</li> <li>• 4 handleset options</li> </ul>
<b>5-Series Double Hung</b> <i>Value Solution Limited Customizability</i>  <b>EXPLORE 5 SERIES</b>	<ul style="list-style-type: none"> <li>• 3/4" IG 3rd surface Low-E with Argon</li> <li>• PG-35 rating (DH) meets egress at 37.5"x 59.5" (ttt)</li> </ul>	<b>Replacement and New Construction</b> Double-hung, picture, slider	<b>Casings</b> <ul style="list-style-type: none"> <li>• 3-1/2" exterior flat casing with sill nose available (white only)</li> </ul>	<ul style="list-style-type: none"> <li>• Grids – Flat and contoured</li> <li>• 3/4" interior extension jamb receiver</li> <li>• Factory-applied extension jambs</li> <li>• Standard roll formed half or full screen</li> <li>• Factory mulls</li> <li>• J-channel receiver</li> <li>• Vent stops</li> <li>• Available in white only</li> </ul>

\*with added options

(DH) – Double-hung only



All Viwinco products come standard with

High-performance spacer and Low-E glass    100% Virgin vinyl    Beveled exterior edge with fully fusion-welded sash and frame



## Viwinco S-Series New Construction Residential & Commercial Ratings

- DP50 Rating, up to DP70 depending on style
- 15/16" Double-strength insulated glass
- Integral J-channel with 1¼" nailing fin
- 3/4" Stainless-steel constant-force balance system
- 5-Degree true sloped sill with 1-3/8" sill dam
- Tilt-in sashes, molded-in lift rails and sash interlocks
- Patented and exclusive **Tilt-n-Lock** hardware
- Heavy-duty extruded screens



## Cambridge Replacement Residential & Commercial Ratings

- DP50 Rating, up to DP70, depending on style
- 15/16" Double-strength insulated glass
- ¾" Stainless-steel constant-force balance system
- 5-Degree true sloped sill with 1-3/8" weatherstripped sill dam
- Tilt-in sashes, molded-in lift rails and sash interlocks
- Patented and exclusive **Tilt-n-Lock** hardware
- Triple weatherstripping
- Heavy-duty extruded screens
- Glass-breakage warranty



## Edgemont Replacement Residential Ratings

- DP35 rating
- ¾" Insulated glass unit with double-strength glass
- ½" Stainless-steel constant-force balance system
- 5-Degree true sloped sill with 1-1/8" weatherstripped sill dam
- Tilt-in sashes, molded-in lift rails and sash interlocks
- Cam-style lock with adjustable keeper
- Now standard with heavy-duty extruded screens

# A STYLE FOR EVERY PROJECT.

PRODUCT STYLES	Edgemont		Cambridge		S-Series	
	DP RANGE*	AVAILABILITY	DP RANGE*	AVAILABILITY	DP RANGE*	AVAILABILITY
Double-Hung	25 - 45	✓	35 - 70	✓	35 - 70	✓
Single-Hung	—	—	40 - 70	✓	40 - 70	✓
Casements/Awnings	—	—	55 - 65	✓	50 - 75	✓
2-Lite Sliders	35 - 40	✓	30 - 50	✓	30 - 50	✓
3-Lite Sliders	35	✓	25 - 30	✓	25 - 30	✓
Picture/Transoms	35	✓	50 - 70	✓	50 - 70	✓
Hopper	25	✓	—	—	—	—
Bay & Bow	—	—	N/A	✓	N/A	—
Geometric	—	—	75	✓	50 - 75	✓
Patio Doors	—	—	50	✓	50	✓

\*Design pressure depends on size, configuration, and options.

AVAILABLE OPTIONS

VIWINCO COLORS



Exterior laminates are only available with White interior.  
Actual colors may vary. Visit your local distributor for samples.

Tilt-n-Lock HARDWARE



**Locked Position**  
The sash is securely locked, and hidden tilt latches are secure in the sash channel.



**Unlocked Position**  
When you move the cam lock lever to unlock position at 150 degrees, the hidden tilt latches are securely engaged with the jamb, and you can lift the sash.




**Tilt-Release Position**  
When you move the lever to the 180-degree position, the hidden tilt latches are retracted to clear the jamb channel; the sash tilts toward you easily.


GRIDS

Grids add definition to your window and character to your home.


**Patterns:** Colonial, Prairie, Double Prairie, Diamond (flat internal only), Queen Anne, Valance, or specialty designs.



Diamond



Prairie



Colonial



Deluxe top, flat internal

SIMULATED DIVIDED LITES



Bronze exterior SDLs

- Great for historic restorations
- Permanently adhere to the inside and outside of the glass
- Offered in all of our solid extrusions and exterior colors

EXTERIOR TRIM AND BRICK MOLDING

Available in any of our exterior colors, our 3-1/2" flat casing and 2-1/4" brick molding are fully welded, factory applied, and come with an extruded J-channel pocket.



3-1/2" Flat casing picture frame in tan



2-1/4" Brick Mold w/Bullnose Sill

EXTENSION JAMBS



- Factory applied
- Color-matched to your window
- Available sizes: 4-5/8" and 6-5/8"

STRUCTURAL MULLION



Structural mullions are used to mull two or more units together. They attach directly to the rough opening, delivering great strength and stability to the finished installation. An integral mull is available for casement, picture, and awning windows.

WE'VE GOT THE OPTIONS YOU'RE  
LOOKING FOR—AND MAYBE EVEN  
SOME THAT WILL SURPRISE YOU.

OPTION	EDGEMONT	CAMBRIDGE	S-SERIES	PATIO DOORS
Color Extrusions	WHITE/TAN	✓	✓	✓
Exterior Color Laminates	—	✓	✓	✓
Tilt-n-Lock Hung Windows	—	STANDARD	STANDARD	—
Grids Between Glass	✓	✓	✓	✓
Simulated Divided Lites	—	✓	✓	✓
Trim Casing Options	—	—	✓	SNAP-IN ACCESSORY
Jamb Extensions	—	—	✓	✓
Standard Screen Type	EXTRUDED SCREEN	EXTRUDED SCREEN	EXTRUDED SCREEN	HEAVY-DUTY MOOSE SCREEN
Integral J-Channel	—	—	✓	—
Pocket Filler	—	—	✓	—
Head Expander	✓	✓	—	—
Sill Angle	✓	✓	—	—

For more options and a full description of all our products, please visit [www.Viwinco.com](http://www.Viwinco.com)

# PREMIUM WINDOW SERIES



210CS  
interior  
view



Brickmold  
J Fin

## 210CS PERFORMANCE RATINGS

Class R-PG45/Class LC-PG45

**Vinyl Window Designs (VWD)** is one of Canada's largest and most respected manufacturers of residential Vinyl Windows, Entry Doors and Patio Doors.

Our commitment to quality and efficiency is the reason why we handle almost every aspect of our production in-house - from vinyl extrusion, to manufacturing and glass.

## FEATURES




Cam Locks



Recessed Tilt Latches



Smart Screen



Magnetic side  
Patented Magnetic  
TouchScreen™



Finished side  
Patented Magnetic  
TouchScreen™



Truth Ultra Operator  
with Fold-Away Handle



Single Lever Multipoint  
Locking System and Hinge



## 100P3 PERFORMANCE RATINGS

Class CW-PG60



## MINI BINDS

**Easy Glide Operator**  
Designed with a sleek, modern aesthetic - size, thickness & strength ensure maximum retention between Easy Glide Operator & Follower (Choose left or right hand)

**SymView Panels**  
While housing blind components, the SymView panels provide homeowners a symmetrical viewing area and increased privacy



**Sure Connect Magnets\***  
Some of the strongest magnets on earth, Sure Connect Magnets connect Easy Glide Operator to Follower with superior connectivity and reliability

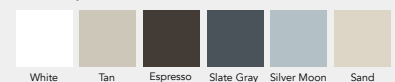
**Ergo Track™**  
Thoughtfully designed track allows the Easy Glide Operator to seamlessly raise, lower & tilt blind

## Low-E Option

Single 272

\* Located inside Easy Glide Operator & Follower

## Finish Options



LEARN MORE ABOUT  
PREMIUM SERIES

## ULTRA WINDOW SERIES



### Ultra Roll Screen Technology

It can be ordered with VWD's Ultra Roll Screen System. The screen travels along tracks invisible to the eye and it clicks in place when it closes. The Ultra Roll Screen is something that needs to be experienced to be appreciated. 800M features hidden roll-style screen which can be rolled away out-of-sight.



### 800M/TS PERFORMANCE RATINGS

Class CW – PG70



820  
interior  
view



LEARN MORE ABOUT  
ULTRA SERIES



### 820 PERFORMANCE RATINGS

Class R-PG50



### GRILLS



**FLAT BAR**  
1/4" x 5/8"

Paint available



**FLAT BAR**  
1/4" x 1"

Paint available



**CONTOUR GRILL**  
8mm x 18mm

Paint not available



**CONTOUR GRILL**  
8mm x 25mm

Paint not available



**DISTINCT GRILL**  
1/4" x 5/16"

White. Paint not available



**DISTINCT GRILL**  
1/4" x 5/16"

Brass. Paint not available



**DISTINCT GRILL**  
1/4" x 5/16"

Pewter. Paint not available



**DECORATIVE**  
Pencil Grill

### GLASS



**SOLAR GAIN**



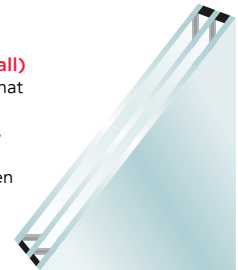
**SOLAR SHIELD**

Solar Gain Low-E Glass has a higher Solar Heat Gain Coefficient (SHGC) than other Low-E glass designed for southern markets in order to retain the Solar Heat that provides FREE winter heat for the homeowner.

Solar Shield has a lower Solar Heat Gain Coefficient (SHGC) in order to minimize Solar Heat Gain that results in extra work for your air conditioning unit.

### Triple Glazed (1 3/8" Overall)

Features two 1/2" airspaces that will dramatically improve the performance of your windows by reducing heat loss and conserving energy. For an even better performance upgrade to Double Low-E & Argon.



### FEATURE



### Smart lock

Flush Mount Smart Lock allows you to unlock and tilt your sash with a single operation. This allows for cleaner sight lines and no tilt latches. (not shown).

# PATIO DOORS



**Tandem Nylon**  
Standard



**Tandem Steel**  
Standard Alternative



**Stainless Steel**  
Upgrade



**SINGLE POINT LOCK**  
Standard



**MULTI POINT LOCK (2 POINT)**  
Upgrade

## HARDWARE

### STANDARD HANDLE



SWS White  
Patio Black

### EURO HANDLE - UPGRADE



SWS White  
Satin Nickel  
Oil Rubbed Bronze  
Brushed Chrome  
Antique Brass

### SECURA HANDLE - UPGRADE



SWS White  
Patio Black  
Satin Nickel

Exterior view

## CONFIGURATIONS

Available in 2 panel, 3 panel, or 4 panel configurations, with your choice of a sidelite and/or transom.

### 2 PANEL

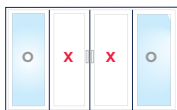


X Operable  
O Fixed

### 3 PANEL



### 4 PANEL



**KEYSTONE**  
CERTIFICATIONS, INC.

FRAME SIZE					PANEL OPERATIONS (OX)O = Handle Right O(XO) = Handle Left	PANELS
WIDTH	x	3 OPTION HEIGHTS				
58 1/2"	x	79 1/2"	N/A	N/A	OX / XO	2 PANEL
59 1/2"	x	79 1/2"	81 1/2"	95 1/2"	OX / XO	2 PANEL
70 1/2"	x	79 1/2"	N/A	N/A	OX / XO	2 PANEL
71 1/2"	x	79 1/2"	81 1/2"	95 1/2"	OX / XO	2 PANEL
95 1/2"	x	79 1/2"	81 1/2"	95 1/2"	OX / XO	2 PANEL
89 1/2"	x	79 1/2"	81 1/2"	95 1/2"	XOO / (OX)O / O(XO) / OOX	3 PANEL
107 1/2"	x	79 1/2"	81 1/2"	95 1/2"	XOO / (OX)O / O(XO) / OOX	3 PANEL
143 1/2"	x	79 1/2"	81 1/2"	95 1/2"	XOO / (OX)O / O(XO) / OOX	3 PANEL
117 1/2"	x	79 1/2"	81 1/2"	95 1/2"	OXXO	4 PANEL
141 1/2"	x	79 1/2"	81 1/2"	95 1/2"	OXXO	4 PANEL
189 1/2"	x	79 1/2"	81 1/2"	95 1/2"	OXXO	4 PANEL

**THERMATRU®**  
DOORS

thermatru.com

## **NEW Shaker Style Doors & Sidelites** for Fiber-Classic® Mahogany Collection™

Simple, historic style.

Rooted in Americana with recognizable ties to Craftsman design, 6'8" Shaker-style doors are now available in a rich Mahogany grain.



FCM4814 in Mulberry

**REEB®**  
reeb.com

WINDOWS & DOORS



S8000XE in Total Eclipse

**PRISMA GUARD®**

Handcrafted and professionally applied in a controlled environment, a PrismaGuard® premium finish is built to last, giving you confidence and peace of mind. The premium finish undergoes rigorous testing with specialized equipment to help ensure it delivers a consistent high-end appearance with a low-maintenance coating that preserves the door's color for years to come.

PrismaGuard® Stain is a superior staining system for fiberglass doors that produces a uniquely realistic and durable finish. PrismaGuard® Paint is a versatile color palette featuring elegant, modern hues and bold, rustic tones providing exciting options to achieve the look you desire.

For more information on Reeb® Finish please visit us at [reeb.com/reeb-finish](http://reeb.com/reeb-finish)



CCW in Acorn



CCV in Rio



CCM8306CARXN, CCM8306CALXN  
in Autumn Harvest

**NEW** Decorative Glass Designs

For Fiber-Classic®, Smooth-Star®, Pulse®, Profiles™ & Traditions Doors



**Calix** Glass Design



**Latitude** Glass Design



**Echelon** Glass Design



Reimagined,  
contemporary style.

Explore a refreshed take on glass design, available for Fiber-Classic®, Smooth-Star®, Profiles™, Traditions and Pulse® doors and sidelites.

**THERMATRU**  
DOORS

**REEB**  
an **S B P** brand

## PRIMED STILE & RAIL

When homeowners are seeking a classic, painted look, popular interior door choices include molded doors and primed stile and rail doors. Molded doors, made from stamped skins, are the economical choice and are available with layouts made to imitate traditional stile and rail door designs. Primed stile and rail doors offer a level of detail and definition that cannot be matched, with crisp shadow lines and highly defined panel details, due to their authentic construction.

### Durable and Architecturally Correct

Stile and rail doors are architecturally correct meaning the proportions of the door are always accurate. Stile and rail doors have a better aesthetic appeal coupled with the strength, durability, and feel of real wood.



Stile &amp; Rail



Molded

### Smooth Painting Surface

The edges of stile and rail doors are sharper and cleaner than those of a molded door. Stile and rail door edges are squared prior to assembly creating a more accurate, clean edge and smooth painting surface.



### NEW!

## Contemporary Doors

Reeb's primed interior door offering has expanded with the addition of modern-style contemporary doors. They feature a smooth surface that is perfect for painting in any color. The new contemporary flush doors feature a 1/4" thick veneer; grooves are cut 1/8" deep resulting in sharper shadow lines and a greater definition.

Modern designs.  
Clean lines.

REEB®

For more information about Primed Stile & Rail doors, visit [reeb.com/catalogs](http://reeb.com/catalogs)

# ANDERSEN: STORM DOORS



## STORM & SCREEN DOORS

Andersen offers a full line of storm doors that add instant beauty and energy efficiency to your entranceway. Designed to deliver performance, convenience and easy installation, our storm doors offer the peace of mind you've come to expect from Andersen.

### STYLE OPTIONS



#### FULLVIEW INTERCHANGEABLE

Let in the maximum amount of light and air while beautifully framing your entry door.



#### FULLVIEW RETRACTABLE

Let in an abundance of light while also benefiting from convenient anytime ventilation without having to remove a glass panel.



#### 3/4 LIGHT PANEL VENTILATING

Enhance your entryway with a classic look at an exceptional value with a solid lower embossed panel.



#### 1/2 LIGHT PANEL VENTILATING

The 1/2 light panel offers traditional style with a solid lower embossed panel.



#### LUMINAIRE® RETRACTABLE SCREEN DOOR

Add ventilation without changing the look of the entryway.

### THE ANDERSEN DIFFERENCE

We design our storm doors to make your life easier. Andersen has the styles, options and features to fit your needs.



#### QUALITY HARDWARE

Customize your storm door with a variety of hardware options. Select a finish and style that complements the look of your home.



#### SPLINELOC® INSECT SCREEN

Has 3X more holding strength than our standard insect screen and a minimal center mullion bar for maximum durability.



#### QUICK CHANGE

Change from insect screen to full glass panel in less than a minute with a simple flip of the handle.



#### RETRACTABLE INSECT SCREEN

Enjoy convenient anytime ventilation with a retractable insect screen that rolls into the door frame and out of view when not in use.



#### SMOOTHCONTROL PLUS™ CLOSE SYSTEM

Our built-in dual close system is 50% stronger than standard dual closers.\* It has an advanced two part operation for a smoother close motion and a more consistent latch.



#### REINFORCED CORNERS

Built-to-last† construction featuring reinforced metal corner brackets helps the door corners stay square over time for long-lasting smooth operation.



#### TIME-SAVING INSTALLATIONS

Andersen has taken the hassle out of installing a storm door. Install with confidence with our easy and convenient installation systems.



For more information, visit [andersenwindows.com/stormdoors](https://andersenwindows.com/stormdoors)

\*Visit [andersenwindows.com/warranty](https://andersenwindows.com/warranty) for details. For demonstration purposes only, do not do this at home.

\*\*Consistent complete door closure when compared to standard pneumatic dual closers.

†Visit [andersenwindows.com/warranty](https://andersenwindows.com/warranty) for details.

"Andersen" and all other marks where denoted are trademarks of Andersen Corporation.  
©2024 Andersen Corporation. All rights reserved.



Trust the Experts in Polyurethane

TRIM



Discover unlimited possibilities. You're in expert hands.

**MORE THAN 50 YEARS** in the business as the recognized leader in polyurethane product design, innovation and molding technology.

**MAKE HOMES BETTER** with durable, weather-resistant, decorative millwork solutions.

**LIGHTWEIGHT**, easy-to-install products that won't warp, rot, crack or split.

**ENGINEERED** for consistent quality and long-lasting performance.

**TOTAL CONFIDENCE** in our lifetime limited warranty.

**THOUSANDS OF STYLES** for virtually any home style at a range of price points.

**A DISTINCTIVE LOOK** and personality that complements any home design for maximum appeal.

[fypon.com](http://fypon.com)

**REEB**  
an **S B P** brand

# Door Surround & Pilaster Kit

**17 colors** 001, 002, 004, 008, 009, 010, 018, 023, 027, 028, 030-paintable, 034, 036, 078, 117, 122, 123, 166, 167

**Notes** 9" Headers: Flat panel in standard 128" width and specialty or custom widths over 144" are available only in white (001), bright white (117), white (123) and paintable (030)

Headers with welded-on end caps require modification in the field to fit flush with the pilaster

**Packaging** Door surround is composed of a 6" or 9" header with a pilaster kit (Item purchased separately)

## PILASTER KIT

For use with both 6" and 9" headers

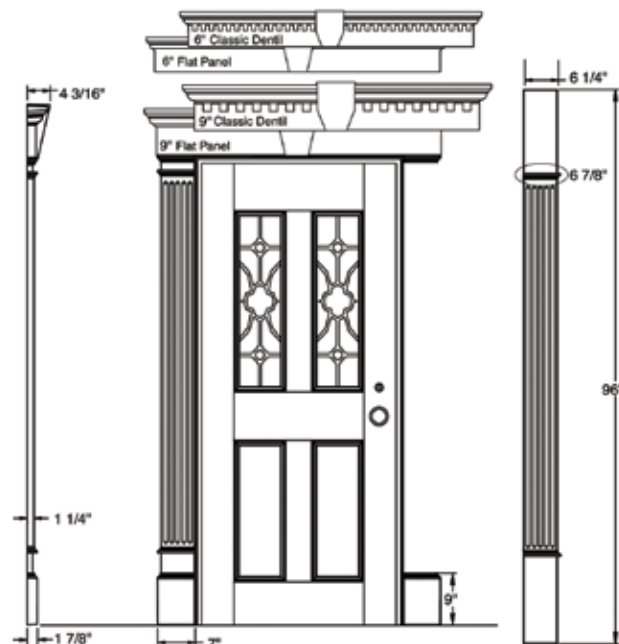
Pilaster dimensions: 96" x 6-7/8" x 1-7/8"

Accommodates extra-tall openings up to 8-1/2"

### Common door sizes:

(dimensions assume 4" brickmold with J-channel)

32" door=51-1/2" header	10 ft. door=139-1/2" header
36" door=55-1/2" header	16 ft. door=211-1/2" header



PILASTER KIT

### 96" Pilaster Kit — white MIPI96117

Stocked in some locations, available next-day transfer in others

**6" Flat Panel** with Keystone



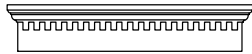
**6" Flat Panel** without Keystone



**6" Classic Dentil** with Keystone



**6" Classic Dentil** without Keystone



**9" Flat Panel** with Keystone



**9" Flat Panel** without Keystone



**9" Classic Dentil** with Keystone



**9" Classic Dentil** without Keystone



**17 Standard Colors** - White stocked in some locations, available next-day transfer in others

(001, 002, 004, 008, 009, 010, 018, 023, 027, 028, 030-paintable, 034, 036, 078, 117, 122, 123, 166, 167)

Now available in all Mid-America standard shutter colors (see page 132) with no minimum.

**NOTE:** Please ask for pricing on widths/styles not shown. Keystone can be ordered in matching or contrasting colors.

## 6" STANDARD HEADERS

SPECIAL ORDER

WIDTH	STYLE	ITEM NO	
33 5/8"	Flat Panel, White	MI6FPWH33W	
37 5/8"	Flat Panel, White	MI6FPWH37W	
43 5/8"	Flat Panel, White	MI6FPWH43W	
65 5/8"	Flat Panel, White	MI6FPWH65W	
73 5/8"	Flat Panel, White	MI6FPWH73W	

## 9" STANDARD HEADER

SPECIAL ORDER

WIDTH	STYLE	ITEM NO	
128"	Flat Panel, White	MI9FWH128W	

[azekexteriors.com/captivate](http://azekexteriors.com/captivate)

SPECIAL  
ORDER

Captivate™ prefinished PVC trim combines AZEK® engineered polymers, PaintPro® technology surface prep and automated painting with top-tier solar-reflective coatings keep trim cool. High-tech machines ensure consistent coverage and a smooth coat. Each piece is cured in a controlled environment. **The result: A finish superior to anything painted in the field.**

Trim is smooth on one side and woodgrain on the other and can be finished on either side.

Dark colors? No problem—Captivate™ means the performance and low maintenance of AZEK PVC, **even in black!**

Captivate™ substrates carry the **AZEK Lifetime Limited Warranty** against rotting, splitting, splintering, swelling, and warping from excessive moisture absorption. On top of that, the paint manufacturer warrants Captivate™ paint performance for 15 years against cracking, peeling, or flaking.



## Trim boards

Smooth/Woodgrain, finished one side

1" x 2", 3", 4", 6", 8", 10", 12", 16" x 16'

5/4" x 4", 6", 8", 10", 12" x 16'

5/4" x 4", 6" x 16' Rabbeted

## Sheets

Smooth/Woodgrain, finished one side

3/4" x 4' x 8', 10'

1/2" x 4' x 8', 10', 12'

SEE PAGE 104 FOR AZEK®  
CAPTIVATE™ SIDING



ACADIAN COASTLINE

CLAMBAKE

CUMULUS WHITE

DARK SHALE

GREAT LAKE

LIMESTONE

MIDNIGHT BLACK

MOONLIT SKY

NAPATREE DUNES

STORM CLOUD

SUEDE TAUPE

MOOD INDIGO

NEW COLOR



GET THE FULL  
BROCHURE



# Restoration Millwork

## THE ULTIMATE FINISH!

With Restoration Millwork, CertainTeed offers solutions that meet the needs of both professionals and homeowners. Our wide array of pre-engineered products are designed to help speed installation and improve the overall quality of the final job.

- Superior quality and dimensional accuracy
- Low-maintenance, long-lasting UV-resistant material
- Natural white and ready to install
- Can be painted to complement exterior colors
- Cuts and mills with traditional woodworking tools

- Class A (Class 1) Flame Spread Classification
- Meets ICC and CCMC code requirements
- GreenCircle certified
- 25-year limited warranty



WE ARE UNABLE TO  
ACCEPT RETURNS  
OF PVC TRIM AND  
MOULDINGS

### Trimboards TrueTexture Woodgrain/ Smooth, Natural White



Nominal Size	Actual Size
1" x 4" x 12'	3/4" x 3-1/2" x 12'
1" x 6" x 12'	3/4" x 5-1/2" x 12'
1" x 8" x 12'	3/4" x 7-1/4" x 12'
1" x 10" x 12'	3/4" x 9-1/4" x 12'
1" x 12" x 12'	3/4" x 11-1/4" x 12'
5/4" x 4" x 12'	1" x 3-1/2" x 12'
5/4" x 6" x 12'	1" x 5-1/2" x 12'
5/4" x 8" x 12'	1" x 7-1/4" x 12'
5/4" x 10" x 12'	1" x 9-1/4" x 12'
5/4" x 12" x 12'	1" x 9-1/4" x 12'
1" x 4" x 18'	3/4" x 3-1/2" x 18'
1" x 6" x 18'	3/4" x 5-1/2" x 18'
1" x 8" x 18'	3/4" x 7-1/4" x 18'
1" x 10" x 18'	3/4" x 9-1/4" x 18'
1" x 12" x 18'	3/4" x 11-1/4" x 18'
1" x 16" x 18'	3/4" x 15-1/4" x 18'
5/4" x 4" x 18'	1" x 3-1/2" x 18'
5/4" x 6" x 18'	1" x 5-1/2" x 18'
5/4" x 8" x 18'	1" x 7-1/4" x 18'
5/4" x 10" x 18'	1" x 9-1/4" x 18'
5/4" x 12" x 18'	1" x 11-1/4" x 18'

#### J-Pocket

5/4" x 4" x 12'	1" x 3-1/2" x 12'
5/4" x 6" x 12'	1" x 5-1/2" x 12'
5/4" x 4" x 18'	1" x 3-1/2" x 18'
5/4" x 6" x 18'	1" x 5-1/2" x 18'

#### J-Pocket with Cutout Smooth or Woodgrain

5/4" x 4" x 18'	1" x 3-1/2" x 18'
-----------------	-------------------

#### Cutout Smooth or Woodgrain

5/4" x 4" x 18'	1" x 3-1/2" x 18'
-----------------	-------------------

SPECIAL ORDER

### Nail Hem Flange

10'	9' 11-3/4"
-----	------------

### Starter Flange

10'	9' 11-3/4"
-----	------------

SPECIAL ORDER

### Lattice

Order in 50-pc. increments

1/4" x 1-1/2" x 16'
---------------------

### One-Piece Corners

Nominal Size	Actual Size
--------------	-------------

5/4" x 4" x 4" x 20'	1" x 3-1/2" x 3-1/2" x 20'
5/4" x 6" x 6" x 20'	1" x 5-1/2" x 5-1/2" x 20'

### J-Pocket One-Piece Corners

Nominal Size	Actual Size
--------------	-------------

5/4" x 4" x 4" x 20'	1" x 3-1/2" x 3-1/2" x 20'
5/4" x 6" x 6" x 20'	1" x 5-1/2" x 5-1/2" x 20'

### Inside Corner Post — Smooth

Nominal/Actual Size
---------------------

1-1/4" x 1-1/4" x 10'
-----------------------

### Fiber Cement Skirtboard/Transition Board

TrueTexture™ Woodgrain or smooth finish

Nominal Size	Actual Size
--------------	-------------

5/4" x 6" x 12'	1" x 5-1/2" x 12'
5/4" x 8" x 12'	1" x 7-1/4" x 12'

### Fascia Trimboard

TrueTexture™ Woodgrain or smooth finish

SPECIAL ORDER

Nominal Size	Actual Size
--------------	-------------

3/4" x 8" x 18'	3/4" x 7-1/4" x 18'
3/4" x 10" x 18'	3/4" x 9-1/4" x 18'

### Beadboard

Nominal Size	Actual Size
--------------	-------------

1/2" x 4" x 8'	1/2" x 4" x 8'
1/2" x 4" x 10'	1/2" x 4" x 10'
2TL 1/2" x 6" x 18'	1/2" x 5-3/4" x 18'
	5" exposure

3TL 1/2" x 8-1/2" x 18'	1/2" x 8-1/4" x 18'
	7" exposure

SPECIAL ORDER

### WP4/Nickel Gap Reversible



SPECIAL ORDER

Nominal Size	Actual Size
3/4" x 6" x 18'	3/4" x 5-3/4" x 18'

Full units (72 pcs) only

### Sheets (other sizes available)

1/2" x 4' x 8' Cedar/Smooth
3/4" x 4' x 8' Cedar/Smooth
3/8" x 4' x 8' Cedar/Smooth

3/4" x 4' x 10' Smooth
Order in 20-pc increments

SPECIAL ORDER

Full units (20 pcs) only

1" x 4' x 8' Smooth/Smooth
Order in 20-pc increments

SPECIAL ORDER
























Full units (20 pcs) only

1/2" x 4' x 10' Smooth/Smooth
-------------------------------



# Restoration Millwork

Additional Restoration Millwork products and sizes are available by special order in full-unit quantities.

	Quarter Round	3/4" x 3/4" x 16'		#49 Crown	11/16" x 3-5/8" x 16'
	Shingle Mould	11/16" x 1-5/8" x 16'		#47 Crown	11/16" x 4-5/8" x 16'
	Rake	1" x 2" x 16'		#45 Crown	9/16" x 5-1/4" x 16'
	Drip Cap	11/16" x 1-5/8" x 16'		Rams Crown	1-13/32" x 2-1/16" x 16'
	Base Cap	11/16" x 1-1/8" x 16'		Sill Nose	1-5/16" x 1-3/8" x 16'
	Back Band	1-3/16" x 4-1/2" x 16'		Sill	1-1/4" x 5" x 16'
	Adjustable Back Band	1-11/32" x 1-13/32" x 16'		Historic Sill	1-3/4" x 2-13/16" x 16'
	Brickmould	1-1/8" x 2" x 17'		New England Sill	1-3/4" x 2-1/32" x 16'
	J-Channel Brickmould	1-1/4" x 2" x 17'		RB3 Casing	1-7/64" x 3-7/16" x 16'
	Bed Mould	9/16" x 1-5/8" x 16'		356 Casing	11/16" x 2-1/4" x 16'
	Water Table	2" x 2-3/4" x 16'		Garage Door Stop	7/16" x 1-15/16" x 16'
	Cove Moulding	3/4" x 3/4" x 16'			

## Column Wraps

### Nominal/Actual Size

8" x 8" x 9'

10" x 10" x 9'


Classic  
Trim Kit

Estate  
Trim Kit

For 8" wrap

For 10" wrap

SPECIAL ORDER

For 8" wrap

For 10" wrap

SPECIAL ORDER



## INSTALL IT RIGHT WITH FASTENERS & PLUGS

ITEM	DESCRIPTION	I.f.	SIZE	PRICE
PRPLPVCT0	DRIVING TOOL			
RMFA250(SM/WG)	SCREW & PLUG SMOOTH or WOODGRAIN PACK: 375 screws, 400 plugs, Pro Plug tool & bit	250	2-3/4"	
RMFA50(SM/WG)	SCREW & PLUG SMOOTH or WOODGRAIN CARTON: 75 screws, 85 plugs	50	2-3/4"	
RMFA750(SM/WG)	SCREW & PLUG SMOOTH or WOODGRAIN CARTON: 1125 screws, 1200 plugs, Pro Plug tool & bit	750	2-3/4"	
RMFA750(SM/WG)2	SCREW & PLUG SMOOTH or WOODGRAIN CARTON: 1125 screws, 1200 plugs, Pro Plug tool & bit	750	2"	
REHOWH8	CHRISTY'S RED HOT WHITE PVC ADHESIVE		8 oz. Tube	
REHOWHCAN8	CHRISTY'S RED HOT WHITE PVC ADHESIVE		8 oz. Can	

WE ARE UNABLE TO  
ACCEPT RETURNS  
OF PVC TRIM AND  
MOULDINGS



**TRIM-IT TOOL**  
SEE HOW RESTORATION  
MILLWORK MAKES EVERY  
HOUSE LOOK SPECIAL



LP: ENGINEERED WOOD, FIBER CEMENT AND WOOD TRIM

# LP® SmartSide® Trim



lpcorp.com/smartside

Nothing personalizes a home quite like LP® SmartSide® Trim & Fascia. It's the perfect accent to any substrate, including brick, vinyl, wood, and stucco. All LP SmartSide Trim products are uniform in density and thickness, free of knots and voids, and manufactured with our proprietary SmartGuard® process to help resist rot and termite damage.

- Primed with acrylic latex primer for added convenience and exceptional paint adhesion
- Ideal for corner boards, frieze, windows, and doors
- Available in a variety of textures, profiles, lengths, and widths



SEE PAGE 130 FOR MORE LP PRODUCTS.

## LP SmartTrim Cedar (Strand) 440 Series

NOMINAL SIZE	ACTUAL SIZE	LENGTH	PRICE	CODE
1" x 4"	0.625" x 3.50"	16'		ST14
1" x 6"	0.625" x 5.50"	16'		ST16

1" x 8"	0.625" x 7.21"	16'		ST18
1" x 10"	0.625" x 9.21"	16'		ST110
1" x 12"	0.625" x 11.21"	16'		ST112

## LP SmartTrim Cedar (Strand) 440 Series

5/4" x 4"	0.910" x 3.50"	16'		ST544
5/4" x 6"	0.910" x 5.50"	16'		ST546

5/4" x 8"	0.910" x 7.21"	16'		ST548
5/4" x 10"	0.910" x 9.21"	16'		ST5410
5/4" x 12"	0.910" x 11.21"	16'		ST5412

## LP SmartTrim Cedar Grain 190 Series Batten

3"	0.5178" x 2.50"	16'		ST3
----	-----------------	-----	--	-----

## LP Smart Soffit Cedar (Strand)

3/8" x 4'	8'			SS3848
-----------	----	--	--	--------

3/8" x 12"	16'			SS381216V
Vented				

3/8" x 12"	16'			SSL381216
Lap (for soffit)				

3/8" X 16"	16'			SS381616V
Vented				

3/8" X 24"	16'			SS382416
3/8" X 24"	16'			SS382416V
Vented				

3/8" X 24"	16'			SS382416V
Vented				


3/8" x 16"	16'			SSL381616
------------	-----	--	--	-----------

STOCKED  
AT SELECT  
BRANCHES  
AND READY  
FOR QUICK  
SHIPMENT



## HardieTrim® NT3™ Boards

Nominal (Actual) Width	5/4"	4/4"
4" (3-1/2")	JH54	JH44
<b>SPECIAL ORDER</b> 5" (4-1/2")	JH55	
6" (5-1/2")	JH56	JH46
8" (7-1/4")	JH58	JH48
12" (11-1/4")	JH512	



ARCTIC WHITE ONLY  
ARWH JH10-20

## Hardie® Trim Tabs

Flat and corner tabs for a more aesthetically pleasing installation

Corner Tabs	8" Tabs, Box of 50	JH8COTA	
Flat Tabs	Box of 100	JHFLTA	
<b>TAB SPACING NOTE:</b> Windows and rakes every 12". Corners every 24".			

jameshardie.com

## Cedar Trim

Call for current pricing and availability!

SPECIAL  
ORDER



See TruExterior Siding  
and Beadboard  
Page 137

This decorative exterior trim offers phenomenal performance, remarkable workability and a lasting look without the cracking, splitting, cupping and rotting that commonly plague other exterior trim products.

- Suitable for ground contact
- Can be painted any color
- No need to prime ends or make field cuts
- Workability exceeds that of wood trim
- Maintains dimensional stability†
- No cracking or splitting from moisture†
- Resists rot and termite attacks†
- Installs with standard woodworking tools
- Reversible woodgrain/smooth
- Accepts a wide variety of fasteners
- Made in the USA
- 20-year limited warranty†

† See TruExterior® Trim Limited Warranty and Product Data Sheets for proprietary test results.

NOMINAL SIZE	ACTUAL SIZE	LENGTH	PRICE	CODE
1" x 3" <small>SPECIAL ORDER</small>	3/4" x 2-1/2"	16'		
1" x 4"	3/4" x 3-1/2"	16'		BOTR14
1" x 6"	3/4" x 5-1/2"	16'		BOTR16
1" x 8"	3/4" x 7-1/4"	16'		BOTR18
1" x 10"	3/4" x 9-1/4"	16'		BOTR110
1" x 12"	3/4" x 11-1/4"	16'		BOTR112
5/4" x 3" <small>SPECIAL ORDER</small>	1" x 2-1/2"	16'		
5/4" x 4"	1" x 3-1/2"	16'		BOTR544
5/4" x 6"	1" x 5-1/2"	16'		BOTR546
5/4" x 8"	1" x 7-1/4"	16'		BOTR548
5/4" x 10"	1" x 9-1/4"	16'		BOTR5410
5/4" x 12"	1" x 11-1/4"	16'		BOTR5412
SKIRTBOARD 1" x 8" <small>SPECIAL ORDER</small>	3/4" x 7-1/4"	16'		BOSKBO

**Specialty and custom TruExterior® products are available through Duration Moulding and Millwork.**

[durationmillwork.com](http://durationmillwork.com)

AERATIS: PORCH FLOORING

# Aeratis Porch Flooring

ÆRATIS

PVC PORCH FLOORING

aeratis.com

- Protected by DuraTech® capping technology
- Elegant finished-floor look
- Can be painted
- For covered and uncovered porches
- No ventilation requirements
- Installs with staples, nails or screws
- Cuts like wood and can be routed
- Approved for historic restoration
- Can be made waterproof
- Can be installed over concrete
- Mold-resistant and will not rot
- Can be made water-tight
- Dimensionally stable
- Meets W.U.I. requirements
- ADA slip-compliant
- Stain-resistant
- 20-year warranty



Battleship Gray

Weathered Wood

Vintage Slate

SPECIAL  
ORDER

## Heritage Double-Sided Porch Plank

Stocked: Battleship Gray, Weathered Wood

Special Order: Vintage Slate

Tongue and Groove, Reversible, 7/8" x 3-1/8"

12 foot

16 foot

20 foot

## Universal Porch Plank

Stocked: Battleship Gray, Weathered Wood

Special Order: Vintage Slate, paint-ready

Routed edge for ends and stairs, 7/8" x 5-1/2"

12 foot

## Stair Tread

7/8" x 12-1/2'

Installs on 16" centers

16 foot

SPECIAL  
ORDER

## Quarter Round

Stocked: Battleship Gray, Weathered Wood

Special Order: Vintage Slate

7/8"

8 foot

Also available via special order:

- Aeratis Traditions paint-ready porch flooring
- Chamfer nosing
- Traditions 24" porch ceiling and wainscoting

SEE THE  
GALLERYSPECIAL  
ORDER

# Wood Porch Flooring

Ask us for information on Douglas fir, pine and other natural-wood porch flooring options.

# TimberTech®

ADVANCED PVC

BY AZEK®

timbertech.com

# AZEK: PORCH FLOORING TimberTech® Porch Flooring

## Advanced PVC Porch Collection

Hardwood & Stained Wood Looks



DECK, PORCH, RAIL & COLUMNS



### UP YOUR CURB APPEAL


Bring all the real wood looks and performance benefits of TimberTech Advanced PVC Decking to your home façade projects with the TimberTech Porch Collection. Made of the same proprietary PVC material as our decking, you can enjoy the aesthetic and performance benefits. Plus, with an innovative tongue-and-groove installation, our Porch Collection allows for smaller gaps between boards, which delivers a traditional porch flooring look your clients will love.

- Most advanced polymer material in the cap and core for superior performance
- Highly resistant to moisture damage like mold & mildew & won't rot, crack, splinter, or warp
- Protected by an industry-leading Lifetime Limited Product Warranty
- Superior resistance to fading, staining, and weathering — backed by a 50-Year Fade & Stain Warranty
- Extremely low maintenance: No sanding, sealing, or staining — ever
- Barefoot-friendly: Stays up to 30° degrees cooler\* & offers 40% better slip resistance than competitive composites
- Better for fire zones thanks to WUI-compliance
- Made from approximately 50% recycled material. Recyclable at end of life. No trees are felled for this product.


1" x 3-1/8"

12 foot


16 foot



**SLATE GRAY**  
12', 16'




**MAHOGANY**  
12', 16'



**COASTLINE**  
12', 16'

**SPECIAL ORDER**




**DARK HICKORY**



**OYSTER\***



**WEATHERED TEAK\***



**CYPRESS**



**ENGLISH WALNUT**

\*Although TimberTech Advanced PVC Decking and Porch are cooler to the touch than many other deck and porch board products, all decking and porch products will get hot in the sun. Additionally, the darker the color, the hotter it will feel. For hotter climates, consider choosing a lighter color.

NEW



## Posts

ITEM	STYLE	COLOR	SIZE	AXIAL LOAD	CODE	
VINYL STRUCTURAL PORCH POST	COLONIAL	WHITE	4" x 4" x 108"	7,883 lbs.	FW400370	
			5" x 5" x 108"	11,571 lbs.	FW400372	
	SQUARE	WHITE	5" x 5" x 108"	11,571 lbs.	FW400380	
VINYL POST SLEEVE	SQUARE	WHITE	6" x 6" x 108"	20,711 lbs.	FW401068	

## Post Wraps

Fairway's Post Wrap has a unique ratcheting system that quickly and easily adjusts the corners in 1/8" increments to fit perfectly around posts.

- 8" width
- 96" length
- Stocked in white
- Almond and Khaki available via special order

ITEM	ADJUSTS	CODE	
4" x 120" wrap	3-1/4" – 4-1/4"	FW412030	
6" x 120" wrap	5-1/4" – 6"	FW412031	
Trim Ring	4" – 6-1/4"	FW902016	



# FAIRWAY RAILING™

envisionoutdoorliving.com

## FAIRWAY: VINYL RAILING Fairway V110 Vinyl Railing Kits

### INFILL OPTIONS

Square Vinyl, Turned Vinyl  
Special Order: Round Aluminum,  
Horizontal Cable, 3-Rail w/Square Vinyl

### RAILING HEIGHTS

36" Residential • 42" Commercial  
Meets IBC, IRC Standards

### RAILING LENGTHS

6', 8' & 10' Level • 6' & 8' Stair

### KITS INCLUDE

Top & Bottom Rails, Balusters/Infill,  
Mounting Brackets & Hardware

### LIMITED LIFETIME WARRANTY


### Features & Benefits

- Able to withstand extreme weather conditions
- Aluminum-reinforced rails for added stability and safety
- Low maintenance with UV protection

### Square Vinyl Baluster Kits — Level

Actual Height	Actual Width	White	Khaki <small>SPECIAL ORDER</small>
36"	6'	FW400625	FW400626
36"	8'	FW400630	FW400631
36"	10'	FW400635	FW400636
42"	6'	FW400675	FW400676
42"	8'	FW400680	FW400681
42"	10'	FW400685 <small>SPECIAL ORDER</small>	FW400686

### RAILING COLORS



Cable rail infill  
(Special Order)

### Square Vinyl Baluster Kits — Stair 28°- 35°

Actual Height	Actual Width	White	Khaki <small>SPECIAL ORDER</small>
36"	6'	FW400640	FW400641
36"	8'	FW400645	FW400646
42"	6'	FW400690	FW400691
42"	8'	FW400695	FW400696



Black round aluminum  
balusters

### Turned Vinyl Baluster Kits — Level

Actual Height	Actual Width	White <small>SPECIAL ORDER</small>	Khaki <small>SPECIAL ORDER</small>
36"	6'	FW400650	FW400651
36"	8'	FW400655	FW400656
36"	10'	FW400660	FW400661
42"	6'	FW400600	FW400601
42"	8'	FW400604	FW400605
42"	10'	FW400632	FW400633

### Turned Vinyl Baluster Kits — Stair 28°-35°

Actual Height	Actual Width	White <small>SPECIAL ORDER</small>	Khaki <small>SPECIAL ORDER</small>
36"	6'	FW400665	FW400666
36"	8'	FW400670	FW400671
42"	6'	FW400643	FW400644
42"	8'	FW400652	FW400654

### Black Round Aluminum Baluster Kits — Level

Actual Height	Actual Width	White
36"	6'	FW400901B
36"	8'	FW400903B
42"	10'	FW400903B
42"	8'	FW400652

### Black Round Aluminum Baluster Kits — Stair

Actual Height	Actual Width	White
36"	6'	FW400907B
36"	8'	FW400909B
42"	8'	FW400652



### Kit Includes:

- 1 Top Rail
  - 1 Bottom Rail
  - Square Vinyl Balusters
    - Level - 6' Kit (13) • 8' Kit (18) • 10' Kit (23)
    - Stair - 6' Kit (12) • 8' Kit (17)
  - 1 Rail Support (Level)
  - 2 Aluminum Inserts (Top, Bottom Rail)
  - 4 Mounting Brackets w/Screws
  - Bracket Installation Drill Template
- Posts, trim, and caps sold separately



### KIT INCLUDES:

- 1 - Top Rail
  - 1 - Bottom Rail
  - Turned Vinyl Balusters
    - Level - 6' Kit (13) • 8' Kit (18) • 10' Kit (23)
    - Stair - 6' Kit (12) • 8' Kit (17)
  - 1 - Rail Support (Level)
  - 2 - Aluminum Inserts (Top, Bottom Rail)
  - 4 - Mounting Brackets w/Screws
  - 1 - Bracket Installation Drill Template
- Posts, trim, and caps sold separately

## FAIRWAY: VINYL RAILING

## Fairway V110 Vinyl Railing Components &amp; Accessories

FAIRWAY  
RAILING™

envisionoutdoorliving.com

## Vinyl Railing Accessories


Item Description	White	Khaki <small>SPECIAL ORDER</small>
A) New England Post Cap 4"	FW901220	FW904042
B) External Pyramid Post Cap 4"	FW901203 <small>SPECIAL ORDER</small>	FW406221
C) New England Post Trim 4"	FW901225	FW904046
D) Vinyl Post Sleeve 4" x 4" x 38"	FW400345	FW406340
Vinyl Post Sleeve 4" x 4" x 39", predrilled, corner	FW400346C <small>SPECIAL ORDER</small>	FW406340C <small>SPECIAL ORDER</small>
Vinyl Post Sleeve 4" x 4" x 39", predrilled, end	FW400346E <small>SPECIAL ORDER</small>	FW406340E <small>SPECIAL ORDER</small>
Vinyl Post Sleeve 4" x 4" x 39", predrilled, line	FW400346L <small>SPECIAL ORDER</small>	FW406340L <small>SPECIAL ORDER</small>
D) Vinyl Post Sleeve 4" x 4" x 96"	FW401020	FW406020
D) Vinyl Post Sleeve 6" x 6" x 108"	FW401068 <small>SPECIAL ORDER</small>	FW401067
E) Universal Post Trim (4pc.) 4" 6-1/2"	FW902016	FW902018

## Railing Brackets and Bracket Adapters

Item Description	White	Khaki <small>SPECIAL ORDER</small>
F) Bracket Kit - Level	FW400610	FW400611
G) Bracket Kit - Stair 28°-41°	FW400615	FW400616
H) Vinyl Bracket Adapter Kit - Round columns and 0°-45° angles require machining	FW400620	FW400621

## Railing Pre-Fabricated Bracket Adapters

Item Description	White	Khaki <small>SPECIAL ORDER</small>
I) Round Column Bracket Adapter Kit	FW400620A	FW400621A
J) Bracket Adapter Kit 45°	FW400620B	FW400621B
K) Bracket Adapter Kit 22.5°	FW400620C	FW400621C



F - Bracket Kit - Level



G - Bracket Kit - Stair



H - Vinyl Bracket Adapter Kit



I - Round Column Bracket Adapter Kit



J - 45° Bracket Adapter Kit



K - 22.5° Bracket Adapter Kit



# FAIRWAY RAILING™

envisionoutdoorliving.com

## Features & Benefits

Durable and low -maintenance

Easy to install

Available in over-the-post and post-to-post options

Two-piece is ideal for in-rail LED light installation  
Sleek and modern design



### KIT INCLUDES:

- 1 Top Rail
- 1 Top Sub-Rail with Rail Insert
- 1 Bottom Rail with Rail Insert
- 2 Top Rail Connector Brackets
- 2 Bottom Rail Connector Brackets
- Square Aluminum Balusters
  - Level 4' Kit (11) • 6' Kit (16) • 8' Kit (22)
  - Stair 4' Kit (10) • 6' Kit (15) • 8' Kit (21)
- 1 Rail Support
- Installation template included in level kits
- Posts, trim, and caps sold separately

### RAILING COLORS



Matte  
White



Textured  
Bronze



Textured  
Black

## FAIRWAY: ALUMINUM RAILING

### Fairway A210 Aluminum Railing Kits

#### INFILL OPTIONS

Square Aluminum Balusters  
Special Order: 4" Glass Slats,  
Horizontal Cable

AAMA-2604 COMPLIANT POWDER  
COATING

#### RAILING HEIGHTS

36" Residential • 42" Commercial  
Meets IBC, IRC, Standards

#### RAILING LENGTHS

4', 6', 8' Level • 4', 6', 8' Stair

#### KITS INCLUDE

Top & Bottom Rails, Balusters/Infill,  
Mounting Brackets & Hardware

15-YEAR LIMITED WARRANTY

#### Square Aluminum Baluster Kits — Level

Actual Height	Actual Width	Matte White SPECIAL ORDER	Textured Bronze SPECIAL ORDER	Textured Black
36"	4'	FW306017	FW306011	FW306001 SPECIAL ORDER
36"	6'	FW306016	FW306010	FW306000
36"	8'	FW306018	FW306015	FW306005
42"	4'	FW306057	FW306049	FW306039 SPECIAL ORDER
42"	6'	FW306056	FW306050	FW306040
42"	8'	FW306058	FW306055	FW306045

#### Square Aluminum Baluster Kits — Stair 30°- 34°

Actual Height	Actual Width	Matte White SPECIAL ORDER	Textured Bronze SPECIAL ORDER	Textured Black
36"	4'	FW306037	FW306024	FW306019 SPECIAL ORDER
36"	6'	FW306026	FW306025	FW306020
36"	8'	FW306036	FW306035	FW306030
42"	4'	FW306066	FW306064	FW306059 SPECIAL ORDER
42"	6'	FW306067	FW306065	FW306060 SPECIAL ORDER
42"	8'	FW306076	FW306075	FW306070



DECK, PORCH, RAIL & COLUMNS





# FAIRWAY: ALUMINUM RAILING

## Fairway A210 Aluminum Railing Components & Hardware

FAIRWAY  
RAILING™

envisionoutdoorliving.com

Rail Brackets - Hardware included			
Item Description	Matte White <small>SPECIAL ORDER</small>	Textured Bronze <small>SPECIAL ORDER</small>	Textured Black
A) PTP Top Rail Bracket Level (2/pack)	FW306102	FW306105	FW306100
B) Bottom Rail Bracket Level (2/pack)	FW306112	FW306115	FW306110
C) PTP Top Rail Bracket Fixed Pitch Stair 30°-34° (2/pack)	FW306122	FW306125	FW306120
D) Bottom Rail Bracket Fixed-Pitch Stair 30°-34° (2/pack)	FW306132	FW306135	FW306130
E) PTP Top Rail Bracket Multi-Angle Level (1/pack)	FW306142	FW306145	FW306140
F) Bottom Rail Bracket Multi-Angle Level (1/pack)	FW306152	FW306155	FW306150
G) OTP Top Rail Bracket Line (1/pack)	FW306326	FW306324	FW306322 <small>SPECIAL ORDER</small>
H) OTP Top Rail Bracket End Cap (1/pack)	FW306332	FW306330	FW306328 <small>SPECIAL ORDER</small>
I) PTP Top Rail Bracket Multi Pitch (2/pack) 0°-40°	FW306318	FW306314	FW306310
J) PTP Bottom Rail Bracket Multi Pitch (2/pack) 0°-40°	FW306320	FW306316	FW306312
K) Rail Support	FW306301	FW306302	FW306300

**PLEASE NOTE: WHEN ORDERING OTP (OVER-THE-POST) BRACKETS, YOU MUST USE A 1-7/8" POST.**



A210 Textured Black  
Bottom Rail Bracket, Fixed Pitch




A210 Textured Black  
PTP Top Rail Bracket, Level



envisionoutdoorliving.com

#### Structural Post Mounts

Description	ITEM
<b>A) 4" x 4" x 36"/42" HEAVY-DUTY Structural Post Mount*</b> <ul style="list-style-type: none"> <li>1.60" Square steel post double-welded for maximum strength. Includes leveling flange for concrete applications, four (4) 5/16" x 1" leveling screws and leveling shims for non-level surface mounting</li> <li>Residential/commercial</li> <li>Top block can be flipped for 42" railing applications</li> </ul>	FW401021A
<b>B) HEAVY-DUTY Structural Post Mount - Deck Mount Kit**</b> <ul style="list-style-type: none"> <li>Kit Includes:                             <ul style="list-style-type: none"> <li>One (1) 4-hole top mounting plate, one (1) 8-hole bottom mounting plate, four (4) 3/8" x 6" mounting bolts, eight (8) 3/8" washers, eight (8) 3/8" nuts and four (4) 5/16" x 1" leveling screws</li> </ul> </li> <li>Requires a post trim ring to cover top mounting plate</li> </ul>	FW401053




1-1/2" ADA secondary handrail in white vinyl (aluminum reinforced) and black aluminum available by special order.



#### Posts & Accessories

Item Description	Matte White <small>SPECIAL ORDER</small>	Textured Bronze <small>SPECIAL ORDER</small>	Textured Black
C) 3" x 3" x 39" Flanged Post (includes post cap & trim)	FW306182K	FW306185K	FW306180K
C) 3" x 3" x 44" Flanged Post (includes post cap & trim)	FW306192K	FW306195K	FW306190K
C) 3" x 3" x 54" Flanged Post (includes post cap & trim)	FW306202K	FW306205K	FW306200K
D) 2" x 2" x 34-1/4" Post Sleeve (OTP)	FW306329	FW306325	FW306321 <small>SPECIAL ORDER</small>
D) 2" x 2" x 54" Post Sleeve (OTP)	FW306344	FW306334	FW306333 <small>SPECIAL ORDER</small>
D) 4" x 4" x 39" Post Sleeve (PTP)	FW306361	W306362	FW306360 <small>SPECIAL ORDER</small>
D) 4" x 4" x 44" Post Sleeve (PTP)	FW306364	FW306365	FW306363 <small>SPECIAL ORDER</small>
E) 3" Post Cap	FW306172	FW306175	FW306170
E) 4" Post Cap	FW306173	FW306176	FW306171 <small>SPECIAL ORDER</small>
F) 3" Post Base Trim	FW306162	FW306165	FW306160
F) 4" Post Base Trim	FW306163	FW306164	FW306161 <small>SPECIAL ORDER</small>
G) 1-7/8" Post Trim 2/piece	FW306167	FW306168	FW306166 <small>SPECIAL ORDER</small>
H) Touch-Up Paint Pen	FW307324	FW307322	FW307320 <small>SPECIAL ORDER</small>





## Introducing SmartColumn™



### A new seamless fiberglass sleeve for pressure treated wood posts.

SmartColumn is the latest column innovation from HB&G. Utilizing a pultruded sleeve and beveled cap and base, SmartColumn eliminates the need to site-build a column.

**SmartColumn offers:**

- Major Labor Savings - Installs 3.5 times faster than typical site-built column
- Fast Installation
- Limited Lifetime Warranty
- Superior Aesthetics
- Fewer Parts


SmartColumn is a pultruded fiberglass post sleeve that is attached to a load-bearing post before the post is installed on the porch. The cap & base are packaged in the middle of the sleeve and covered by the cardboard packaging. Once the post is installed, the cap and base are ready to be secured.

[hbgcolumns.com](http://hbgcolumns.com)

**REEB®**

an **S B P** brand

## Vertical Cable Railing



A fresh, modern style makes this cable rail system popular with homeowners, while the pre-installed cable makes it popular with contractors. All of the cable is high-quality 316-grade stainless steel, and it comes pre-installed in the section.

- Pre-strung cable installs quickly and easily. Just separate the top and bottom rails.
- Can be cut down in the field to any width needed.
- No fittings need to be quoted, purchased, or installed — just posts (with caps and trims) and railing sections.
- 36" railing in textured black, textured bronze, and textured white available within a week. Other colors and 42" tall railing is available special order.
- Manufactured, fabricated, and tested in the USA.

## Horizontal Cable Railing



Key-Link's gorgeous contemporary system gives today's homeowners the look they want, while the ease of installation makes our cable rail the premier choice for contractors.

All posts come either pre-fitted with Marine Grade 316 Stainless Steel cable fittings or pre-drilled, saving valuable installation time.

Key-Link's exclusive fittings allow you to take cable easily around corners and down stairs for a clean, seamless look.

## Chesapeake Series



The Chesapeake Series railing is the perfect choice for those who like to spend time on the deck with friends and family.

The deckboard top rail gives guests a convenient place to rest plates or drinks, making it easy to host events outdoors.

Chesapeake is available in Horizontal Cable, Vertical Cable, and Square baluster railing kits and includes predrilled top rail and fasteners to secure coordinating deckboard.



## 200 Series Railing

### Simple and Stylish

The unique design makes it stand out among other railings. With its flat top, rounded sides, and classic good looks, the 200 Series can go almost anywhere.

IN STOCK

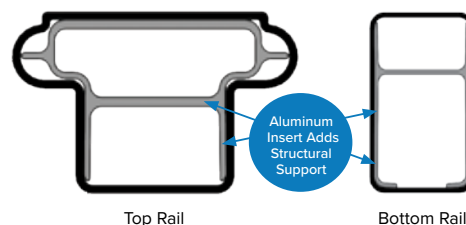
200 SERIES - BLACK	SIZE	CODE
Horizontal Railing Kit.	6'	SPR6BLAC
Top and bottom rails, mounting brackets, infill, installation guide.	8'	SPR8BLAC
	10'	SPR10BLAC
Stair Railing Kit	6'	SPRS6BLAC
Top and bottom rails, mounting brackets, infill, installation guide.	8'	SPRS8BLAC
45 Degree Wedge		SP45WBLAC
New England Cap		SP4NECBLAC
Post Trim		SPCPT4BLAC
Flat Cap		SPFC4BLAC
Level Mounting Bracket	4 pk	SPLMBBLAC
Rail Gavl Post Mount (4 Lag)		SPPM436BLAC
Plain Newell Post	39"	SPPN439BLAC
	48"	SPPN448BLAC
Stair Mounting Bracket	4 pk	SPSMBBLAC

**10-YEAR COLOR WARRANTY**  
**on Black Railing**  
(See warranty for details.)

**NEW!**



#### RAILING PROFILE



Top Rail

Bottom Rail

## Vinyl Pergolas

SPECIAL ORDER

### 1) SIZE OPTIONS\*

8' x 12'	10' x 10'	12' x 12'	16' x 16'
8' x 16'	10' x 12'	12' x 16'	16' x 20'
8' x 20'	10' x 16'	12' x 20'	
	10' x 20'		

### 2) COLOR\*\*



### 3) SUPPORT COLUMNS

6" Square Perqola Post	8" or 10" Tapered Round Column	8" Square Column	8" Savannah Columns
---------------------------	-----------------------------------	---------------------	------------------------

### 4) SHADE COVER

**NEW!**



1-1/2" Square



1-3/4" Square



Lattice



7/8" x 3" Louvered

### TimberTech Advanced PVC Decking

With highly advanced materials science, Advanced PVC decking delivers the most realistic wood looks and best performance to anything on the market.

- » Most advanced polymer material in the cap and core for superior performance
- » Highly resistant to moisture damage like mold and mildew and won't rot, crack, splinter, or warp
- » Protected by an industry-leading Lifetime Limited Product Warranty
- » Superior resistance to fading, staining, and weathering — backed by a 50-Year Fade & Stain Warranty
- » Barefoot-friendly: Stays up to 30° degrees cooler\* and offers 40% better slip resistance than competitive composites
- » Made from approximately 60% recycled material

\*Although TimberTech Advanced PVC Decking is cooler to the touch than many other deck board products, all decking products will get hot in the sun. Additionally, the darker the decking color, the hotter it will feel. For hotter climates, consider choosing a lighter color.




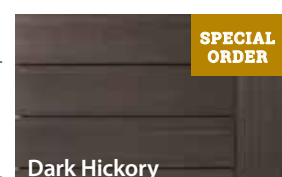
### VINTAGE COLLECTION®

#### Exotic Collection

This collection captures the look of sought-after premium hardwoods with a refined wire-brushed finish and multitoneal color blending featuring highlights and lowlights.

- » Multi-Width Decking available in all colors.
- » MAX (1.5" thick) boards available in Coastline. Ideal for docks, boardwalks, and other commercial applications.

PROFILE	SIZE	CODE	IN STOCK
<b>Standard 1" x 5.5"</b> Grooved	1" x 5.5" x 12'	TVS12	<b>IN STOCK:</b> COASTLINE® WEATHERED TEAK® ENGLISH WALNUT® MAHOGANY
	1" x 5.5" x 16'	TVS16	
	1" x 5.5" x 20'	TVS20	
Square-Shouldered	1" x 5.5" x 12'	TVG12	<b>SPECIAL ORDER</b>
	1" x 5.5" x 16'	TVG16	
	1" x 5.5" x 20'	TVG20	
<b>Narrow 1" x 3.5"</b> Square-Shouldered	1" x 6" x 12'		<b>SPECIAL ORDER</b>
	1" x 6" x 16'		
	1" x 6" x 20'		
<b>Wide 1" x 7.25"</b> Square-Shouldered	1" x 6" x 12'		<b>SPECIAL ORDER</b>
	1" x 6" x 16'		
	1" x 6" x 20'		
<b>MAX 1.25" x 5.5"</b> Square-Shouldered COASTLINE ONLY	1" x 6" x 12'		<b>SPECIAL ORDER</b>
	1" x 6" x 16'		
	1" x 6" x 20'		
<b>1" Fascia</b> Actual: 0.5" x 11.75" x 12'	1" x 12" x 12'	TVF	<b>IN STOCK:</b> COASTLINE® WEATHERED TEAK® ENGLISH WALNUT® MAHOGANY



## TIMBERTECH: PVC DECKING

## LANDMARK COLLECTION™

## Crosscut Hardwoods

For a look that resembles popular hardwoods like white oak and walnut, choose this crosscut cathedral grain style with a matte finish and cascading color blending. All colors available in standard width and thickness.

- » Cascading highlights and lowlights create dramatic coloring for unique board-to-board variation
- » Available in standard width and thickness

PROFILE	SIZE	CODE	IN STOCK
<b>Standard 1" x 5.5"</b> Grooved	1" x 5.5" x 12'	TLG12	<b>IN STOCK:</b> CASTLE GATE BOARDWALK
	1" x 5.5" x 16'	TLG16	
	1" x 5.5" x 20'	TLG20	
Square-Shouldered	1" x 5.5" x 12'	TLS12	SPECIAL ORDER
	1" x 5.5" x 16'	TLS16	SPECIAL ORDER
	1" x 5.5" x 20'	TLS20	<b>IN STOCK:</b> CASTLE GATE
<b>1" Fascia</b> <i>Actual dimensions:</i> 0.5" x 11.75" x 12'	1" x 12" x 12'	TLF	IN STOCK

## HARVEST COLLECTION®

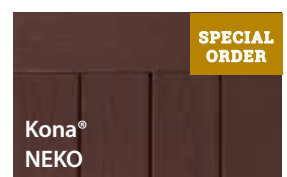
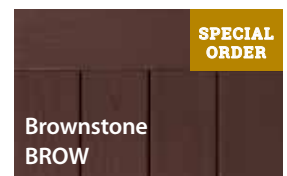
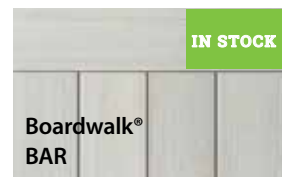
## Refined Cathedral Grain

Embrace the soft, inviting versatility of attractive cathedral grain—with varying peaks and soft, solid colors that suit a range of styles

- » All colors available in standard width and thickness
- » Brownstone and Slate Gray available in standard and wide widths.
- » MAX (1.5" thick) boards available in Slate Gray, ideal for docks, boardwalks, and other commercial applications.

PROFILE	SIZE	CODE	IN STOCK
<b>Standard 1" x 5.5"</b> Grooved	1" x 5.5" x 12'	THG12	<b>IN STOCK:</b> SLATE GRAY
	1" x 5.5" x 16'	THG16	
	1" x 5.5" x 20'	THG20	
Square-Shouldered	1" x 5.5" x 12'	THS12	SPECIAL ORDER
	1" x 5.5" x 16'	THS16	
	1" x 5.5" x 20'	THS20	<b>IN STOCK:</b> SLATE GRAY
<b>Wide 1" x 7.25"</b> Square-Shouldered BROWNSTONE, SLATE GRAY	1" x 6" x 16'		SPECIAL ORDER
	1" x 6" x 20'		
<b>MAX 1.25" x 5.5"</b> Square-Shouldered SLATE GRAY ONLY	1" x 6" x 12'		SPECIAL ORDER
	1" x 6" x 16'		
	1" x 6" x 20'		
<b>1" Fascia</b> <i>Actual:</i> 0.5" x 11.75" x 12'	1" x 12" x 12'	THF	IN STOCK

**TimberTech**  
ADVANCED PVC  
BY AZEK  
timbertech.com





Engineering What's Next  
in Outdoor Living®  
trex.com

TREX: COMPOSITE DECKING

# Trex Signature® Decking



**NEW!**

**SPECIAL  
ORDER**

DECK, PORCH, RAIL & COLUMNS



## SETTING A NEW STANDARD FOR STYLE IN OUTDOOR LIVING

Photorealistic woodgrain

Trex's most durable and slip-resistant offering

50-year Limited Residential and Fade & Stain Warranty



VIEW THE  
BROCHURE

NEW



WHIDBEY



OCRACOKE

## TREX: COMPOSITE DECKING



Engineering What's Next  
in Outdoor Living®

trex.com

# Trex Transcend® Lineage™ Decking

## The Next Generation of Design and Performance

Transcend Lineage is engineered to **keep decks cooler**, even on the hottest days.

- » Designed with heat-mitigating technology to give you Trex's coolest decking yet\*
- » Tranquil tones that stand up to the elements
- » Made from 95% recycled materials in the USA
- » Backed by 50-Year Limited Residential and Fade & Stain warranties

*\*Although Trex Transcend Lineage is designed to be cooler than most other composite decking products of a similar color, on a hot sunny day, it will get hot. On hot days, care should be taken to avoid extended contact between exposed skin and the deck surface, especially with young children and those with special needs.*



## Trex Transcend® Lineage™ Decking & Fascia

PROFILE	SIZE	CODE	COLORS
1" Square-Edge Board <i>Actual dimensions:</i> 0.94" x 5.5" x 16' / 20'	1" x 6" x 16'	TD16S	ALL LINEAGE DECKING COLORS
	<b>SPECIAL ORDER</b> 1" x 6" x 20'	TD20S	
1" Grooved-Edge Board <i>Actual dimensions:</i> 0.94" x 5.5" x 12' / 16' / 20'	1" x 6" x 12'	TD12G	ALL LINEAGE DECKING COLORS
	1" x 6" x 16'	TD16G	
	1" x 6" x 20'	TD20G	
1" Fascia <i>Actual dimensions:</i> 1" x 8": 0.56" x 7.25" x 12' 1" x 12": 0.56" x 11.375" x 12'	1" x 8" x 12'	TF18	ALL LINEAGE DECKING COLORS
	1" x 12" x 12'	TF112	



TREX  
DESIGN TOOLS

# Trex Transcend® Decking




## Elevated Aesthetics Paired With the Highest Level of Performance.

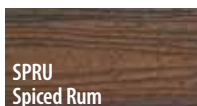

With a protective shell, unrivaled low maintenance and wood-grain beauty to match, the one and only Transcend® decking is the ultimate expression of form and function. Pair it with Transcend railing, and you have an unmatched outdoor experience.




- » Unmatched performance, highly resistant to scuffs and scratches
- » Curvable boards for endless possibilities
- » Available in two distinctive styles: Premium Tropical Colors or Classic Earth Tones
- » Compatible with cocktail rail configurations
- » Made from 95% recycled materials in the USA
- » Backed by 50-Year Limited Residential and Fade & Stain warranties



## Trex Transcend® Decking & Fascia

PROFILE	SIZE	CODE	COLORS
<b>1" Square-Edge Board</b> <i>Actual dimensions:</i> 0.94" x 5.5" x 12' / 16' / 20'		TD16S	ALL TRANSCEND DECKING COLORS
	 <b>SPECIAL ORDER</b> 1" x 6" x 20'	TD20S	
<b>1" Grooved-Edge Board</b> <i>Actual dimensions:</i> 0.94" x 5.5" x 12' / 16' / 20'		TD12G	ALL TRANSCEND DECKING COLORS
	 1" x 6" x 16'	TD16G	
	1" x 6" x 20'	TD20G	
<b>1" Fascia</b> <i>Actual dimensions:</i> 1" x 8": 0.56" x 7.25" x 12' 1" x 12": 0.56" x 11.375" x 12'	 1" x 8" x 12'	TF18	ALL TRANSCEND DECKING COLORS
	1" x 12" x 12'	TF112	
<b>2" Square-Edge Board</b> <i>Actual dimensions:</i> 2" x 4": 1.3" x 3.4" x 16' 2" x 6": 1.3" x 5.5" x 12' / 16' / 20'	 <b>SPECIAL ORDER</b> 2" x 4" x 16'		HAGO, ISMI, LARO, SPRU, TITO
	<b>SPECIAL ORDER</b> 2" x 6" x 12'		HAGO, ISMI, LARO, SPRU, TITO
	<b>SPECIAL ORDER</b> 2" x 6" x 16'		HAGO, ISMI, LARO, SPRU, TITO
	<b>SPECIAL ORDER</b> 2" x 6" x 20'		HAGO, ISMI, LARO, SPRU, TITO



TREX HIDEAWAY® HIDDEN FASTENING SYSTEM	SIZE	CODE
Universal Starter Clip 	400 sq. ft. bag	STARTCLIP
Universal Fastener (glass-filled nylon) 	50 sq. ft. box	TRUNFA90
	500 sq. ft. bucket	TRUNFA500
Router Bit 	Router Bit	TRROUTBIT



Engineering What's Next  
in Outdoor Living®

[trex.com](http://trex.com)





# Trex Select® Decking

## The Perfect Pairing of Price and Minimal Maintenance

- » Sturdy enough to handle curves
- » Wide range of traditional, complementary colors
- » Compatible with cocktail rail configurations
- » Made from 95% recycled materials in the USA
- » Backed by 35-Year Limited Residential and Fade & Stain warranties



## Trex Select® Decking & Fascia

PROFILE	SIZE	CODE	COLORS
<b>1" Square-Edge Board</b> <i>Actual dimensions:</i> 0.82" x 5.5" x 12' / 16' / 20'	 7/8" x 6" x 16' 7/8" x 6" x 20'	TSD16S  TSD12G TSD16G TSD20G	ALL SELECT DECKING COLORS  ALL SELECT DECKING COLORS
<b>1" Grooved-Edge Board</b> <i>Actual dimensions:</i> 0.82" x 5.5" x 12' / 16' / 20'	 7/8" x 6" x 12' 7/8" x 6" x 16' 7/8" x 6" x 20'	TSD12G TSD16G TSD20G	ALL SELECT DECKING COLORS
<b>1" Fascia</b> <i>Actual dimensions:</i> 1" x 8": 0.56" x 7.25" x 12' 1" x 12": 0.56" x 11.375" x 12'	 1" x 8" x 12' 1" x 12" x 12'	TF18  TF112	ALL SELECT DECKING COLORS
<b>2" Square-Edge Board</b> <i>Actual dimensions:</i> 1.3" x 5.5" x 12' / 16' / 20'	 2" x 6" x 12' 2" x 6" x 16' 2" x 6" x 20'	SPECIAL ORDER  SPECIAL ORDER  SPECIAL ORDER	ALL SELECT DECKING COLORS

PEGR  
Pebble Grey

SADD  
Saddle



BECOME A  
TREXPRO






# Trex Enhance® Decking



Once and for all, Trex has engineered cost out of the equation with our latest collection of easy-to-build, easy-to-maintain decking. Trex Enhance® melds the durability of composite with the affordability of wood, resulting in long-lasting, worry-free decking.

- » Hassle-free maintenance: no sanding, staining or painting
- » Available in Basics solid colors and Naturals variegated
- » Backed by Trex's 25-Year Limited Residential Warranty and 25-Year Limited Residential Fade & Stain Warranty


## Trex Enhance® Decking

PROFILE	SIZE	CODE	COLORS
<b>1" Square-Edge Board</b> <i>Actual dimensions:</i> 0.94" x 5.5" x 12' / 16' / 20'	 1" x 6" x 16' 1" x 6" x 20'	TEB16S	<b>BASICS</b>
		TEB20S	CLAM SHELL, BEACH DUNE, SADDLE
<b>1" Square-Edge Board</b> <i>Actual dimensions:</i> 0.94" x 5.5" x 12' / 16' / 20'	 1" x 6" x 16' 1" x 6" x 20'	TEB16S	<b>NATURALS</b>
		TEB20S	COASTAL BLUFF, FOGGY WHARF, ROCKY HARBOR, TOASTED SAND
<b>1" Grooved-Edge Board</b> <i>Actual dimensions:</i> 0.94" x 5.5" x 12' / 16' / 20'	 1" x 6" x 12' 1" x 6" x 16' 1" x 6" x 20'	TEB12G	<b>BASICS</b>
		TEB16G	CLAM SHELL, BEACH DUNE, SADDLE
		TEB20G	
<b>1" Grooved-Edge Board</b> <i>Actual dimensions:</i> 0.94" x 5.5" x 12' / 16' / 20'	 1" x 6" x 12' 1" x 6" x 16' 1" x 6" x 20'	TEN12G	<b>NATURALS</b>
		TEN16G	COASTAL BLUFF, FOGGY WHARF, ROCKY HARBOR, TOASTED SAND
		TEN20G	
<b>1" Fascia</b> <i>Actual dimensions:</i> 1" x 8": 0.56" x 7.25" x 12' 1" x 12": 0.56" x 11.375" x 12'	 1" x 8" x 12' 1" x 12" x 12'	TENF8	ALL ENHANCE DECKING COLORS
		TENF12	

### Enhance Basics



### Enhance Naturals




TREX: ALUMINUM RAILING

Engineering What's Next  
in Outdoor Living®

trex.com

# Trex Signature® Railing

NEW!



Complete your project with class using Trex's line of Signature railing products.

It'll add a signature touch to any outdoor space with unmatched style, durability and performance.

SIGNATURE ALUMINUM RAILING	CODE	
6' x 36" Signature Horizontal Rail Kit, Square Balusters, Black. Top rail, bottom rail, balusters and mounting and support hardware.	TSRK6SQBL	
8' x 36" Signature Horizontal Rail Kit, Square Balusters, Black. Top rail, bottom rail, balusters and mounting and support hardware.	TSRK8SQBL	
6' x 36" Signature Stair Rail Kit, Square Balusters, Black. Top rail, bottom rail, balusters and mounting and support hardware.	TSRK6SSQBL	
8' x 36" Signature Stair Rail Kit, Square Balusters, Black. Top rail, bottom rail, balusters and mounting and support hardware.	TSRK8SSQBL	
Post, Cap & Skirt, Horizontal, Black, 37"	TSRP37BL	
Post, Cap & Skirt, Stair, Black, 53"	TSRP53BL	
Concrete Post Mount Kit. IRC Compliant. 4 3/8" x 3-3/4" expansion anchor, 4 flat washers, 4 hex nuts.	TSRCPM	
Fixed Bracket, Horizontal, Black. 2 top & 2 bottom rail brackets with covers, 1 fasteners pack, (2) 3M VHB adhesive tabs	TSRBHBL	
Fixed Bracket, Stair, Black. 2 top & 2 bottom rail brackets with covers, 1 fasteners pack, (2) 3M VHB adhesive tabs	TSRBSBL	
Swivel Bracket, Horizontal. Up to 45 deg. Includes 2 swivel brackets: 1 top and 1 bottom, 2 fastener covers, 1 fastener pack	TSRSBHBL	
Swivel Bracket, Stair. Up to 45 deg. Includes 2 swivel brackets: 1 top and 1 bottom, 2 fastener covers, 1 fastener pack	TSRSBSBL	
Foot Block, Black	TSRAFB	
Touch Up Pen, Black	TRSTUP	
36" Adjustable Gate. Round Balusters, Black. Hardware not included. Max opening 48". Use with all Trex railings	TRGRD	
Gate Hardware Pack. 2 Hinges, locking latch. Max opening 48"	TRGHW	

ADDITIONAL SIGNATURE RAILING ITEMS AVAILABLE BY SPECIAL ORDER

All prices subject to change. Not responsible for typographical errors.  
See [eriematerials.com/updates](http://eriematerials.com/updates) for major price announcements.



# Trex Transcend® Railing Kits

The easiest way to select and buy Transcend Railing!

Trex has made it as easy as possible to pick railing with six rail/baluster color combinations —at no additional cost. Each color combination is available in 36" and 42" heights, in 6' and 8' horizontal lengths and 8' stair rails. (White/white is available in 6' stair as well). Each kit contains: Crown top rail, universal bottom rail, balusters, baluster spaces, foot block and mounting hardware.

**NEW!**  
FULL WIDTH  
SPANS



**1** White Rail,  
White Composite Balusters



**2** White Rail,  
Round Black Aluminum Balusters



**3** Black Rail,  
Black Composite Balusters



**4** Vintage Lantern Rail,  
Vintage Lantern Composite Balusters



**5** Black Rail,  
Round Black Aluminum Balusters



**6** Vintage Lantern Rail,  
Round Black Aluminum Balusters



**7** Cocktail Rail Kit. White rail.  
Round Black Aluminum Balusters  
(Deck board for top rail not included)



## Gate

36" high Charcoal Black  
Round or Square balusters, Fits up to 48" wide  
1 welded panel, 2 prepunched 2" posts, Two 2" post caps and 16 aluminum screws  
TRG[SQ/RD]  
White, bronze and 42" high gates by Special Order

## Gate Hardware Pack

2 nylon hinges (ss internals), 1 locking latch, 18 alum. screws and 10 wood screws  
TRGHW

### \*3' x 6' railing.

Top and bottom horizontal rail, square vinyl balusters, mounting bracket with screws, rail support. Two Square 4"x4"x39" post sleeves. Two white flat caps. Two white post skirt trims. \*\*Price does not include mount, 4x4 or structural post\*\*

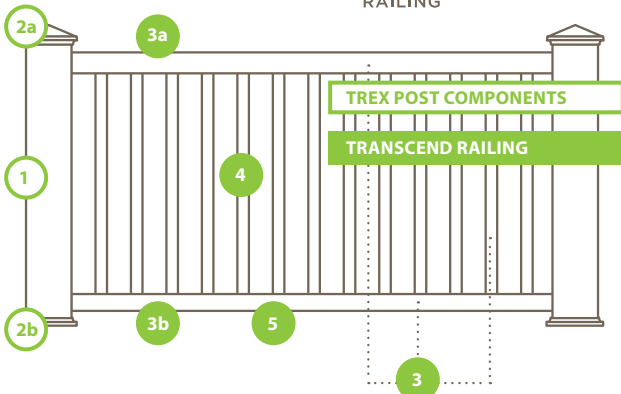
36"				42"		
	6' Horizontal	8' Horizontal	8' Stair	6' Horizontal	8' Horizontal	8' Stair
<b>1</b> White Rail, White Composite Balusters	TRHRBK6WHFS	TRHRBK8WHFS	TRSRBK8WHFS 6' Stair: TRSRBK6WHFS	SPECIAL ORDER		
<b>2</b> White Rail, Round Black Aluminum Balusters	TRHRBK6WHALFS	TRHRBK8WHALFS	TRSRBK8WHALFS			
<b>3</b> Black Rail, Black Composite Balusters	TRHRBK6BLCBFS	TRHRBK8BLCBFS	TRSRBK8BLCBFS			
<b>4</b> Vintage Lantern Rail, Vintage Lantern Composite Balusters	TRHRBK6VLCBFS	TRHRBK8VLCBFS	TRSRBK8VLCBFS			
<b>5</b> Black Rail, Round Black Aluminum Balusters	TRHRBK6BLALFS	TRHRBK8BLALFS	TRSRBK8BLALFS			
<b>6</b> Vintage Lantern Rail, Round Black Aluminum Balusters	TRHRBK6VLALFS	TRHRBK8VLALFS	TRSRBK8VLALFS			
<b>7</b> Cocktail Rail, Round Black Aluminum Balusters	SPECIAL ORDER	SPECIAL ORDER	SPECIAL ORDER			



## TREX: COMPOSITE RAILING

Trex Transcend®  
RAILINGEngineering What's Next  
in Outdoor Living®

trex.com



For a custom look, just follow this five-step process.

Choose Trex® post sleeves, caps and skirts  
(steps 1 & 2).Then choose rails and balusters for a custom design  
(steps 3–5).FIND THE RIGHT  
DECKING &  
RAILING MATCH

## Trex Post Sleeves, Caps &amp; Skirts

These components can be used as steps 1 &amp; 2 for Trex Transcend railing. Available in all Transcend railing colors unless noted.

STEP	COMPONENT	DESCRIPTION	CODE
1	<b>Post Sleeve</b>  Each 4" x 4" and 6" x 6" post sleeve fits over a 4" x 4" pressure treated post or equivalent post mount.	4" x 4" x 39" Post Sleeve 4.45" x 4.45" x 40" external dimensions	TRPO
		4" x 4" x 108" Post Sleeve 4.45" x 4.45" x 108" external dimensions	TRPO108
		<b>SPECIAL ORDER</b> 6" x 4" x 39" Post Sleeve (Available in Classic White only) 5.5" x 5.5" x 39" external dimensions	
		<b>SPECIAL ORDER</b> 6" x 6" x 108" Post Sleeve (Available in Classic White only) 5.5" x 5.5" x 108" external dimensions	
2a	<b>Post Sleeve Cap</b>  Also available with LED lighting	Flat 4" x 4" Post Sleeve Cap (12/box)	
		Solar Lighted 4" x 4" Post Sleeve Cap (Available in Classic White, Black and Vintage Lantern)	
		<b>SPECIAL ORDER</b> Flat 6" x 6" Post Sleeve Cap (12/box) (Available in Classic White only)	
2b	<b>Post Sleeve Skirt</b>  	4" x 4" Post Sleeve Skirt (12/box) 4.55" x 4.55" internal dimensions	TRPOSK
		<b>SPECIAL ORDER</b> 6" x 6" Post Sleeve Skirt (12/box) (Available in Classic White only) 5.55" x 5.55" internal dimensions	
<b>ACCESSORY</b>	<b>Surface Mount Post</b> (for use with 4" x 4" composite post sleeve)	36" Rail Height, Aluminum Surface-Mount Post (1/box) Actual external dimensions of insert: 3.75" x 3.75" x 7"	TRPOM036
		42" Rail Height, Aluminum Surface-Mount Post (1/box) Actual external dimensions of insert: 3.75" x 3.75" x 7"	TRPOM042
		Surface-Mount Post Hardware — Wood (10 kits/box)	TRPOSUMOWO
	<b>Joist Mount Post</b> (for use with 4" x 4" composite post sleeve)	<b>SPECIAL ORDER</b> All Trex railing heights, Aluminum Joist Mount Post (1/box) Actual external dimensions of insert: 3.75" x 3.75" x 7"	TRP



## Transcend Railing Colors

GP Gravel Path	RS Rope Swing	TH Tree House	VL Vintage Lantern	BL Charcoal Black	WH Classic White	Bronze	Charcoal Black	Classic White
-------------------	------------------	------------------	-----------------------	----------------------	---------------------	--------	----------------	---------------

## Aluminum Baluster Colors (texturized)

# Trex Transcend® Railing



STEP	COMPONENT	DESCRIPTION	CODE										
3a	Top & Bottom Rails In this step, two rails (1 top, 1 bottom) must be selected.	<small>SPECIAL ORDER</small> 6' Crown Top Rail	TRCTR8										
		8' Crown Top Rail											
		<small>SPECIAL ORDER</small> 6' Universal Top/Bottom Rail	TRUTBR8										
		8' Universal Top/Bottom Rail											
3b	 Crown  Universal												
4	Balusters/Spindles See chart below for number of balusters needed to complete each railing section.	Round Aluminum Balusters for 36" Rail Height (20/pack) 0.75" x 30.25" actual	TRRAB30										
		<small>SPECIAL ORDER</small> Round Aluminum Balusters for 42" Rail Height (20/pack) 0.75" x 36.25" actual											
		<small>SPECIAL ORDER</small> Square Composite Balusters for 36" Rail Height (20/pack) 0.75" x 36.25" actual											
		<small>SPECIAL ORDER</small> Square Composite Balusters for 42" Rail Height (20/pack) 0.75" x 36.25" actual											
		<table><tr><th>BALUSTER TYPE</th><th>PER 6' SECTION</th><th>PER 8' SECTION</th></tr><tr><td>Aluminum (Horizontal application)</td><td>15</td><td>20</td></tr><tr><td>Aluminum (Stair application)</td><td>12</td><td>16</td></tr></table>		BALUSTER TYPE	PER 6' SECTION	PER 8' SECTION	Aluminum (Horizontal application)	15	20	Aluminum (Stair application)	12	16	
		BALUSTER TYPE	PER 6' SECTION	PER 8' SECTION									
Aluminum (Horizontal application)	15	20											
Aluminum (Stair application)	12	16											
5	Accessory Infill Kit » 2 Baluster Spacers » Adjustable Foot Block » Mounting Hardware  6' Rail: 67.5" actual length 8' Rail: 91.5" actual length	<small>SPECIAL ORDER</small> 6' Accessory Infill Kit for Square Composite Balusters — Horizontal											
		<small>SPECIAL ORDER</small> 6' Accessory Infill Kit for Square Composite Balusters — Stair											
		<small>SPECIAL ORDER</small> 8' Accessory Infill Kit for Square Composite Balusters — Horizontal											
		<small>SPECIAL ORDER</small> 8' Accessory Infill Kit for Square Composite Balusters — Stair											
		<small>SPECIAL ORDER</small> 6' Accessory Infill Kit for Round Aluminum Balusters — Horizontal											
		<small>SPECIAL ORDER</small> 6' Accessory Infill Kit for Round Aluminum Balusters — Stair											
		8' Accessory Infill Kit for Round Aluminum Balusters — Horizontal	TRHIR8FS										
		8' Accessory Infill Kit for Round Aluminum Balusters — Stair	TRSIR8FS										
		Mounting Hardware for Cut Rails — Horizontal	TRHMH										
		Mounting Hardware for Cut Rails — Stair	TRSMH										
ACCESSORY	Transcend Accessories  All accessories include a quantity of 12 per box unless otherwise noted.	Transcend RSB Bracket Pack, Black — Horizontal (24/box)	TRRSBH										
		Transcend RSB Bracket Pack, Black—Stair (24/box)	TRRSBS										
		0 Degree Rail Gasket Pack — Horizontal	TRHG										
		0 Degree Rail Gasket Pack — Stair	TRSG										
		22.5 Degree Gasket Pack	TR22G										
		45 Degree Birdsmouth Gasket Pack (for 4" x 4")	TR45BG										
● Or simply choose a rail & baluster kit in Classic White (3-step).													
3	Rail & Baluster Kit » Crown Top Rail » Universal Bottom Rail » Baluster Spacers » Adjustable Foot Block » Mounting Hardware Available in Classic White Only	6' x 36" Rail & Baluster Kit — Horizontal	TRHRBK6WHFS										
		6' x 36" Rail & Baluster Kit — Stair	TRHSBK6WHFS										
		8' x 36" Rail & Baluster Kit — Horizontal	TRHRBK8WHFS										
		8' x 36" Rail & Baluster Kit — Stair	TRHSBK8WHFS										

TREX: COMPOSITE RAILING

# Trex Select® Railing

Crisp, safe and effective, Trex Select® Railing streamlines the design process by combining composite rails with your choice of balusters. Available in Classic and T-Rail configurations.



Engineering What's Next  
in Outdoor Living®

[trex.com](http://trex.com)

**NEW!**  
FULL WIDTH  
SPANS

**NEW!**  
T-RAIL



**CLASSIC  
RAIL**



NEW



Engineering What's Next  
in Outdoor Living®

**trex.com**



# TREX: COMPOSITE RAILING

## Trex Select® Railing

DECK, PORCH, RAIL & COLUMNS



NEW

STEP	COMPONENT	DESCRIPTION	CODE
1	Post Sleeve Each 4" x 4" and 6" x 6" post sleeve fits over a 4" x 4" pressure treated post or equivalent post mount.	4" x 4" x 39" Post Sleeve 4.45" x 4.45" x 40" external dimensions	TRPOWH
		4" x 4" x 108" Post Sleeve 4.45" x 4.45" x 108" external dimensions	TRPO108WH
		6" x 6" x 39" Post Sleeve (Available in Classic White only) 5.5" x 5.5" x 39" external dimensions	
		6" x 6" x 108" Post Sleeve (Available in Classic White only) 5.5" x 5.5" x 108" external dimensions	
2a	Post Sleeve Cap  Also available with LED lighting	Flat 4" x 4" Post Sleeve Cap (12/box)	
		Solar Lighted 4" x 4" Post Sleeve Cap (Available in Classic White, Black, and Vintage Lantern)	
		Flat 6" x 6" Post Sleeve Cap (12/box) (Available in Classic White only)	
2b	Post Sleeve Skirt 	4" x 4" Post Sleeve Skirt (12/box) 4.55" x 4.55" internal dimensions	TRPOSKWH
		6" x 6" Post Sleeve Skirt (12/box) (Available in Classic White only) 5.55" x 5.55" internal dimensions	
3	Classic Rail & Round Aluminum Baluster Kit (includes top rail, bottom rail, round aluminum balusters, adjustable foot block and hardware pack) Available in white rails with black aluminum balusters.	6' x 36" Rail & Baluster Kit—Horizontal	TRSEHR6WHAL
		6' x 36" Rail & Baluster Kit—Stair	TRSESR6WHAL
		8' x 36" Rail & Baluster Kit—Horizontal	TRSEHR8WHAL
		8' x 36" Rail & Baluster Kit—Stair	TRSESR8WHAL
		6' x 42" Rail & Baluster Kit—Horizontal	
		8' x 42" Rail & Baluster Kit—Horizontal	
3	T-Rail & Round Aluminum Baluster Kit (includes top rail, bottom rail, round aluminum balusters, adjustable foot block and hardware pack) Available in white rails with black aluminum balusters.	6' x 36" T-Rail & Baluster Kit—Horizontal	TRSETHR6WHAL
		6' x 36" T-Rail & Baluster Kit—Stair	TRSETSR6WHAL
		8' x 36" T-Rail & Baluster Kit—Horizontal	TRSETHR8WHAL
		8' x 36" T-Rail & Baluster Kit—Stair	TRSETSR8WHAL
		6' x 42" T-Rail & Baluster Kit—Horizontal	
		8' x 42" T-Rail & Baluster Kit—Horizontal	
3	T-Rail & Square Composite Baluster Kit (includes top rail, bottom rail, square composite balusters, adjustable foot block and hardware pack) Available in white rails with square white balusters.	6' x 36" Rail & Baluster Kit—Horizontal	TRSETHR6WHC
		6' x 36" Rail & Baluster Kit—Stair	TRSETSR6WHC
		8' x 36" Rail & Baluster Kit—Horizontal	TRSETHR8WHC
		8' x 36" Rail & Baluster Kit—Stair	TRSETSR8WHC
		6' x 42" Rail & Baluster Kit—Horizontal	
		8' x 42" Rail & Baluster Kit—Horizontal	
	Select Accessories	Mounting Hardware for Cut Rails — Horizontal (10/box)	TRSEHMHWH
		Mounting Hardware for Cut Rails — Stair (10/box)	TRSESMHWH
		Mounting Hardware for Cut T-Rails — Horizontal	TRSETBRH
		Mounting Hardware for Cut T-Rails — Stair	TRSETBRS
		8' Aluminum Classic Rail Stiffener	
		8' Aluminum T-Rail Stiffener (IRC)	TRSET8S
		T-Rail 22.5 Degree Left Bracket Pack	TRSETBR225L
		T-Rail 22.5 Degree Right Bracket Pack	TRSETBR225R
		T-Rail 45 Degree Birdsmouth Bracket Pack	TRSETBR45

TREX: DECK &amp; RAIL LIGHTING

# Trex Deck & Rail Lighting

Engineering What's Next  
in Outdoor Living®

trex.com



Easy to build into a new or existing deck, Trex Deck Lighting is even easier to set up with the Trex LightHub® connection system. To take the look up another notch, try the optional timer and dimmer for total lighting control. Whether safely illuminating stairways with LED step lights or highlighting the perimeter with deck post lighting, our lights offer a long-lasting glow that never fails to match the beauty of a Trex deck.

## Solar Post Cap Light

**NEW!**

No electrical wiring needed! Fits 4" x 4" composite post sleeves. Up to 19 hours of run time.

White

Black

Vintage Lantern

## Post Cap Light

Tucked discreetly under the cap, Post Cap Lights provide a warm downward glow in colors that perfectly match Trex railing.

White

Black

Vintage Lantern

Rope Swing

## Stair Riser Light

Installed into step risers, riser lights are durable enough to handle years of passing foot traffic.

Bronze

Charcoal Black

Classic White

## Deck Rail Light

These indirect lights reside directly on the rail post to illuminate the beautiful deck below.

Bronze

Charcoal Black

Classic White

## Recessed Deck Light

These subtle dot lights install flush on the deck boards — or almost any other material — to efficiently light the way.

## Wedge Light

SPECIAL ORDER

The sleek light can be installed on composite sleeves or 2.5-inch aluminum posts.

Bronze

Charcoal Black

Classic White

## Transformer with Timer

(30W)

(100W)

## 3-Way Splitter

SPECIAL ORDER

## 6-Way Splitter

## Wire Extension Cable

4 pack (5')

4 pack (10')

4 pack (20')

## Female to Female Adapter

6 pack

## Dimmer

(Single Channel with Remote)

## 1" Forstner Bit

LIGHTING  
TRANSFORMER  
CALCULATOR



Engineering What's Next  
in Outdoor Living®  
**trex.com**

## DECKING ACCESSORIES & FASTENERS

### Trex® RainEscape® DECK DRAINAGE SYSTEM

#### Trex® RainEscape®

A unique under-deck drainage system. A network of troughs and gutters keeps rain, spills and snow melt from dripping through deck boards, creating a dry patio area on the ground level below.

**For new decks only.**

**Black in stock. Brown available by special order.**



Item	Size	Code
Downspout		TRDOSP
Trough12	20" x 12'	TRTR12
Trough16	20" x 16'	TRTR16
Caulk	10.5 oz	TRBUCA
Tape	4" x 50'	TRTAPE
Postflash	4" x 4"	TRPFLASH

DECK, PORCH, RAIL & COLUMNS



### Trex® Protect™ JOIST & BEAM TAPE

#### Trex® Protect™ Joist Tape

- » Protects the top of the joist, rim joist, and ledger board from developing rot and wood decay
- » Butyl-based tape helps deck screws hold longer and stronger than acrylic or asphalt-based tape
- » Acts as a barrier between wood and galvanized metal such as joist hangers
- » Seals deck fasteners and prevents moisture penetration
- » Eliminates splitting from freeze and thaw
- » Provides a non-skid surface, making it safer during installation
- » Available in two widths: 1-5/8" for joists and 3-1/8" for double beams
- » Backed by a 20-year warranty



Item	Size	Code
Single joists	1-5/8" x 50'	TRPJT1
Double joists	3-1/8" x 50'	TRPJT3

**IN STOCK**

## ZIPUP: UNDERDECK SYSTEM



# ZipUp Ceiling® and UnderDeck®

ZipUP UnderDeck® is an underdeck drainage system and finished ceiling all in one. The panels firmly snap in place to form a watertight ceiling and channel water from above to a gutter system (not included) creating additional dry finished space with a beautiful ceiling!

Quick and easy to install and can be used under decks, on basement ceilings and more.

- Lifetime Warranty
- Easy Access to Electric or Plumbing
- Only 3 Interlocking Components
- Available in multiple finishes and is also paintable

Smooth white in stock at Erie Materials Distribution Center.  
White Serrated, Beige Serrated, Beige Smooth & White Cape  
Cod panel available in one week

Gray Pebble finishes available by special order.

MAIN RAIL	12 foot	ZUMRW12
	16 foot	ZUMRW16
PANEL	12 foot	ZUSMPW12
	16 foot	ZUSMPW16
WALL TRIM	12 foot	ZUWTW12



# Deck Fasteners

For installing CAPTOR xd Headcote screws, use the **Smart-Bit Depth Setter**. Its built-in clutch drives screws to the perfect depth, every time.

## Smart-Bit Depth Setter

DESCDESETO

## Smart-Bit Tool Package

BDA141

The **Starborn DECKFAST Fascia Tool** creates an oversized hole for the screw, allowing for expansion and contraction without putting excessive force on the fastener.

## Fascia Plug Tool Set

Fascia Plug Tool, Bit, PVC/Composite Plug Tool (BDA580)  
BDA157

## DECKFAST Fascia Tool

FATO

DECK COLOR	STARBORN # / COLOR	CAPTOR xd HEADCOTE		DECKFAST FASCIA HEADCOTE SS	PRO PLUGS & SCREWS INCLUDES PRO PLUG TOOL		PRO PLUGS & FASCIA SCREWS INCLUDES BIT TO FIT BDA580 COMPOSITE TOOL
		#305 STAINLESS STEEL, #10 x 2-1/2"		#305 STAINLESS STEEL #9 x 1-7/8"	#305 STAINLESS STEEL #10 x 2-1/2"		#305 STAINLESS STEEL #9 x 1-7/8"
		100 CT. ACCESSORY PACK	350 CT. DECK PACK	100 COUNT	150 CT/165 PLUGS (100 SF)	350 CT	100 CT

### TREX COLORS (For Enhance, these may be used only with starter board and fascia)

BEACH DUNE	65 - ROSY BROWN	DESCAPCA65	DESCDPCA65	FASCAPDE65			
CARMEL	64 - SAND	DESCAPCA64	DESCDPCA64	FASCAPDE64	PXDT457S250	PXDT457T250	PXFT457L188
CLAM SHELL	53 - DARK GRAY	DESCAPCA53	DESCDPCA53	FASCAPDE53			
COASTAL BLUFF	71 - CHOCOLATE	DESCAPCA71	DESCDPCA71	FASCAPDE71			
FOGGY WHARF	56 - COOL GRAY	DESCAPCA56	DESCDPCA56	FASCAPDE56			
HAVANA GOLD	65 - ROSY BROWN	DESCAPCA65	DESCDPCA65	FASCAPDE65	PXDT460S250	PXDT460T250	PXFT460L188
ISLAND MIST	53 - DARK GRAY	DESCAPCA53	DESCDPCA53	FASCAPDE53	PXDT459S250	PXDT459T250	PXFT459L188
JASPER	34 - BROWN	DESCAPCA34	DESCDPCA34	FASCAPDE34	PXDT822S250	PXDT822T250	PXFT822L188
LAVA ROCK	73 - JAVA	DESCAPCA73	DESCDPCA73	FASCAPDE73	PXDT458S250	PXDT458T250	PXFT458L188
PEBBLE GREY	37 - GRAY	DESCAPCA37	DESCDPCA37	FASCAPDE37	PXDT466S250	PXDT466T250	PXFT466L188
ROCKY HARBOR	54 - WARM GRAY	DESCAPCA54	DESCDPCA54	FASCAPDE54			
ROPE SWING	64 - SAND	DESCAPCA64	DESCDPCA64	FASCAPDE64	PXDT457S250	PXDT457T250	PXFT457L188
SADDLE	34 - BROWN	DESCAPCA34	DESCDPCA34	FASCAPDE34	PXDT465S250	PXDT465T250	PXFT465L188
SPICED RUM	73 - JAVA	DESCAPCA73	DESCDPCA73	FASCAPDE73	PXDT456S250	PXDT456T250	PXFT456L188
TIKI TORCH	81 - CEDAR	DESCAPCA81	DESCDPCA81	FASCAPDE81	PXDT455S250	PXDT455T250	PXFT455L188
ROSY BROWN	65 - ROSY BROWN	DESCAPCA65	DESCDPCA65	FASCAPDE365			
TREE HOUSE	34 - BROWN	DESCAPCA34	DESCDPCA34	FASCAPDE34			

**TIMBERTECH ADVANCED PVC BY AZEK DECKING**  
**FULL LINE OF FASTENERS IN STOCK. ASK FOR DETAILS.**

### PORCH FLOORING

**DECKFAST #305 STAINLESS STEEL, TRIM HEAD, T-15 STAR DRIVE. #7 x 2-1/4"**

75 CT STXL07225	250 CT (85 SF) STXF07225
--------------------	-----------------------------



# Cultured Stone®

Driven by a pioneering spirit, Cultured Stone® introduced the world's first architectural stone veneer, making it possible to feature authentic hues and natural textures of stone and brick in any environment. Nearly 60 years later, Cultured Stone® continues to lead the industry by creating the finest stone products for empowering the artist within and bringing incomparable designs to reality.

Crafted from the highest-quality materials available, we undergo stringent quality control measures and third-party testing to ensure product durability, reliability and consistency. All which allows us to be one of the few stone veneer manufacturers certified within the NCMA and ICC-Evaluation Service Approval.

## Ancient Villa Ledgestone™

Height: 2" to 12" • Length: 5" to 16" • Corner returns: 4" to 12"  
Thickness: 1-1/4" to 3/4" • Coverage based on 1/2" mortar joints



Palisades



Sevilla™

Big Box Flats (124 s.f.):  
Carton Flats (11.25 s.f.):  
Big Box Corners (64 l.f.):  
Carton Corners (8 l.f.):



## Cast-Fit®, 8" x 16"

15-5/8" x 7-5/8" • Corner returns: 3-5/8", 9-1/8"  
Thickness: 1-1/2" • Coverage based on 3/8" mortar joints



Carbon



French Gray™



Parchment™

Big Box Flats (86.25 s.f.):  
Piece (.88 s.f.):  
Carton Corners (9.33 l.f.):

## Cast-Fit®, 12" x 24"

23-5/8" x 11-5/8" • Corner returns: 3-5/8", 11-5/8"  
Thickness: 1-1/2" • Coverage based on 3/8" mortar joints



Carbon



French Gray™



Parchment™

Big Box Flats (84 s.f.):  
Piece (2 s.f.):  
Carton Corners (5 l.f.):

## Cast-Fit®, Textured, 12" x 24"

23-5/8" x 11-5/8" • Corner returns: 3-5/8", 11-5/8"  
Thickness: 1-1/2" • Coverage based on 3/8" mortar joints



Stanhope™

Big Box Flats (84 s.f.):  
Piece (2 s.f.):  
Carton Corners (5 l.f.):



## Cobblefield<sup>®</sup>

Height: 2" to 8" • Length: 4" to 20" • Corner returns: 3" to 12"  
Thickness: 1" to 2-5/8" • Coverage based on 1/2" mortar joints



## Coral Stone

Height: 4" to 12" • Length: 4" to 16" • Corner returns: 2-1/2" to 8-1/2"  
Thickness: 1" to 1-1/4" • Coverage based on 1/2" mortar joints



Carton Flats (10 s. f.):  
Carton Corners (10 l.f.):

HP, BB = HandiPak (Carton) and/or Big Box in stock at  
Erie Materials Distribution Center and ready for  
next-day shipment to your branch.



# CULTURED STONE: MANUFACTURED STONE VENEER

## Country Ledgestone

Height: 1-1/2" to 6-1/2" • Length: 4-1/4" to 22" • Corner returns: 4" to 12"  
Thickness: 1-1/8" to 2-3/8" • Coverage based on 1/2" mortar joints

Big Box Flats (124 s.f.):  
Carton Flats (12.25 s.f.):  
Big Box Corners (64 l.f.):  
Carton Corners (8 l.f.):



Ashfall



Aspen

HP



Black Rundle



Bucks County

HP, BB



Caramel

HP



Chardonnay

HP



Echo Ridge<sup>®</sup>

HP



Grand Mesa



Gunnison<sup>™</sup>



Hudson Bay<sup>®</sup>

HP



Mojave



Sevilla<sup>™</sup>



Skyline



Umber Creek



Wheaton<sup>™</sup>



White Oak



Wolf Creek<sup>®</sup>

HP

## Del Mare Ledgestone<sup>®</sup>

Height: 1" to 9-1/4" • Length: 4-1/2" to 16" • Corner returns: 4" to 12"  
Thickness: 3/4" to 1-3/4" • Coverage based on 1/2" mortar joints

Big Box Flats (115 s.f.):  
Carton Flats (10.75 s.f.):  
Big Box Corners (75 l.f.):  
Carton Corners (7.5 l.f.):



Black Isle<sup>™</sup>



Burnt Ochre



Palermo





## Dressed Fieldstone

Height: 2-1/2" to 14" • Length: 4" to 22" • Corner returns: 4" to 12"  
Thickness: 1-1/4" to 2-5/8" • Coverage based on 1/2" mortar joints

Big Box Flats (90 s.f.):  
Carton Flats (11.25 s.f.):  
Big Box Corners (64 l.f.):  
Carton Corners (8 l.f.):



## Drystack Ledgerstone Panel

Height: 6" • Length: 20", 24" • Corner returns: 4-1/4", 8-1/4", 12-1/4"  
Thickness: 1" to 2-1/2"

Big Box Flats (88 s.f.):  
Big Box Corners (84 l.f.):  
Carton Corners (6 l.f.):



## European Castle Stone

Height: 2" to 12" • Length: 4" to 16" • Corner returns: 4" to 12"  
Thickness: 1-3/8" to 1-5/8" • Coverage based on tight-fitted application

Big Box Flats (144 s.f.):  
Carton Flats (12 s.f.):  
Big Box Corners (96 l.f.):  
Carton Corners (8 l.f.):



**HP, BB = HandiPak (Carton) and/or Big Box in stock at  
Erie Materials Distribution Center and ready for  
next-day shipment to your branch.**

## CULTURED STONE: MANUFACTURED STONE VENEER

 CULTURED STONE<sup>®</sup>  
culturedstone.com

## Handmade Brick

Height: 2-3/4" • Length: 8-3/16" • Corner returns: 3-5/8", 8-1/4"  
Thickness: 3/4" • Coverage based on 3/8" mortar joints

Carton Flats (8 s.f.):  
Carton Corners (6.5 l.f.):



## Hewn Stone™

Flats: 3" x 8", 3" x 14", 5" x 14", 5" x 22", 8" x 22"  
Corner Returns:  
3" height: 3", 7"  
5" height: 3", 10"  
8" height: 3", 10"  
Thickness: 1-1/2" • Coverage varies

Big Box Flats :  
Carton Flats::  
Big Box Corners:  
Carton Corners:



## Limestone

Height: 1-1/4" to 6" • Length: 4" to 16-3/4" • Corner returns: 4" to 11"  
Thickness: 1-1/2" to 2-5/8" • Coverage based on 1/2" mortar joints

Big Box Flats (90 s.f.):  
Carton Flats (11.25 s.f.):  
Big Box Corners (64 l.f.):  
Carton Corner (8 l.f.):



## Old Country Fieldstone

Height: 1-1/2" to 10" • Length: 4" to 16-1/2" • Corner returns: 4" to 12"  
Thickness: 1" to 2-5/8" • Coverage based on 1/2" mortar joints

Big Box Flats (90 s.f.):  
Carton Flats (11.25 s.f.):  
Big Box Corners (64 l.f.):  
Carton Corner (8 l.f.):



## Pro-Fit<sup>®</sup> Alpine Ledgestone

Height: 4" • Length: 8", 12", 20" • Corner returns: 4", 8", 12"

Thickness: 3/4" to 2-1/4" • Coverage based on tight-fitted application



Black Mountain<sup>®</sup>



Black Rundle



Chardonnay



Dark Ridge<sup>™</sup>



Echo Ridge<sup>®</sup>



Pheasant



Summit Peak



Umber Creek



Winter Haven<sup>™</sup>

Big Box Flats (110 s.f.):

Carton Flats (10 s.f.):

Big Box Corners (100 l.f.):

Carton Corners (8 l.f.):



## Pro-Fit<sup>®</sup> Ledgestone

Height: 4" • Length: 8", 12", 20" • Corner returns: 4", 8", 12"

Thickness: 1/2" to 1-1/2" • Coverage based on tight-fitted application



Gray



Mojave



Platinum



Shale



Southwest Blend

Carton Flats (11 s.f.):

Carton Corners (8 l.f.):

HP, BB = HandiPak (Carton) and/or Big Box in stock at  
Erie Materials Distribution Center and ready for  
next-day shipment to your branch.






# CULTURED STONE: MANUFACTURED STONE VENEER

 CULTURED STONE<sup>®</sup>  
culturedstone.com

## Pro-Fit<sup>®</sup> Modera<sup>™</sup> Ledgerstone

Height: 4" • Width: 8", 12", 20" • Corner returns: 4", 8", 12"  
Thickness: 3/4", 1-1/4", 1-3/4" • Coverage based on tight-fitted joints

Carton Flats (10 s.f.):  
Carton Corners (8.66 l.f.):



Carbon



Intaglio



Vellum

## Pro-Fit<sup>®</sup> Terrain<sup>™</sup> Ledgerstone

Height: 4" • Length: 8", 12", 20" • Corner returns: 4", 8", 12"  
Thickness: 3/4", 1-1/4", 1-3/4" • Coverage based on tight-fitted application

Carton Flats (10 s.f.):  
Carton Corners (9.33 l.f.):



Arcadia



Arctic



Ethos



Trek

## River Rock

Size: 2" to 14" • Corner returns: 3" to 12"  
Thickness: 1" to 2-5/8" • Coverage based on 1/2" mortar joints

Big Box Flats (90 s.f.):  
Carton Flats (11.25 s.f.):  
Big Box Corners (64 l.f.):  
Carton Corners (8 l.f.):



Earth Blend



Lake Tahoe



Lakeshore

HP

## Sculpted Ashlar

Height: 2-1/4" to 7-3/4" • Length: 5-1/2" to 20-1/2" • Corner returns: 4", 7", 10"  
Thickness: 1" to 2" • Coverage based on tight-fitted application

Big Box Flats (124 s.f.):  
Carton Flats (11.25 s.f.):  
Big Box Corners (64 l.f.):  
Carton Corners (8 l.f.):



Echo Ridge<sup>®</sup>



Ferrous



Grouse<sup>®</sup>



Silver Shore<sup>®</sup>



## Southern LedgeStone

Height: 1/2" to 6" • Length: 4" to 20" • Corner returns: 4" to 12"  
Thickness: 1" to 2-5/8" • Coverage based on 1/2" mortar joints



Big Box Flats (116 s.f.):  
Carton Flats (11.25 s.f.):  
Big Box Corners (64 l.f.):  
Carton Corners (8 l.f.):

## Stream Stone

Height: 2" to 12" • Lengths: 2" to 20" • Corner returns: 4" to 9-1/4"  
Thickness: 1-1/2" to 3-1/2" • Coverage based on 1/2" mortar joints



Big Box Flats (90 s.f.):  
Carton Flats (11.25 s.f.):  
Big Box Corners (64 l.f.):  
Carton Corners (8 l.f.):

## Used Brick

Height: 2-3/8" to 2-5/8" • Length: 7-7/8" to 8-1/8" • Corner returns: 4", 8"  
Thickness: 1-1/4" to 1-3/4" • Coverage based on 1/2" mortar joints



Carton Flats (8.5 s.f.):  
Carton Corner (6.5 l.f.):



**HP, BB = HandiPak (Carton) and/or Big Box in stock at  
Erie Materials Distribution Center and ready for  
next-day shipment to your branch.**

## Accessories

PROFILE		PRICE	IN STOCK (3-DAY LEAD)	2- TO 3-WEEK LEAD TIME
CAPSTONES				
Sloped	12" x 20"		Taupe	Champagne
	16" x 20"			Gray Nightfall Sable
Pier	24" x 24"			Champagne
	32" x 32"			Gray Nightfall Sable Taupe
Flat	10" x 20"			Champagne
	12" x 20"			Gray Nightfall Sable Taupe
HEARTHSTONES, 19" x 20" x 1-3/4"				
			Chardonnay Gray Marsh Sable	Blond Cream Nightfall
KEYSTONES, 5-1/2" x 8" x 10" x 1-7/8"				
			Taupe Gray	Champagne Sable Nightfall
LIGHT FIXTURE STONES, 8" x 10" x 1-3/4"				
			Taupe Gray	Sable Nightfall
LARGE LIGHT FIXTURE STONES, 9-1/2" x 15" x 1-3/4"				
			Taupe Gray	Sable Nightfall
SINGLE-RECEPTACLE STONES, 6" x 8" x 1-3/4"				
			Taupe Gray	Sable Nightfall
TRIM STONES, 6" x 8" x 1-7/8"				
			Taupe Gray	Champagne Sable Nightfall
TUSCAN LINTELS, 6" x 22" x 2-5/8"				
				Taupe Gray Champagne Sable Nightfall
WATERTABLE/SILLS, 2-1/2" x 18" x 3"				
			Gray Taupe	Champagne Sable Nightfall
WATERTABLE/SILLS FOR CAST-FIT, 2-1/2" x 18" x 3"				
				Carbon French Gray Intaglio Parchment Vellum



Items not to scale.



## Supplies

MORTAR & FORTIFIER	
Type S Mortar (80-lb. bag)	
Concrete Fortifier #8610 (1 gal.)	
Veneer Stone Mortar Polymer Modified (80-lb. bag)	
DRAIN-N-DRY LATH AND RAINSCREEN IN ONE	
Roll, 150 s.f., 46' x 39-3/8"	
METAL LATH (27" X 8')	
2.5 lb. Galv. Self-Furred	
3.4 lb. Galv. Diamond Mesh	
WEEP SCREED (4-1/4" X 7/8" X 10')	
Gray, Plastic	

# Dutch Quality Stone®

## Dry Stack

Height: 2", 4" • Length: 5" to 24" • Thickness 1" • Corner returns: 3" to 5"; 7" to 12.5"



Arizona



Ashen

**SPECIAL  
ORDER**



Pennsylvania

Carton Flats (12 s.f.):  
Carton Corners (8 l.f.):



Prestige



Sienna



Winter Point

## Fieldstone

Sizing: 5" to 22" • Thickness 1" to 2-1/2" • Corner returns: 3" to 5"; 5" to 13"

**SPECIAL  
ORDER**



Kentucky



Pennsylvania



Sienna

Carton Flats (12 s.f.):  
Carton Corners (8 l.f.):



Torino

## Ledgestone

Height: 1-1/2" to 6-1/2" • Length: 7-1/2" to 23" • Thickness 1" to 2-1/2" • Corner returns: 3" to 5"; 7" to 12.5"

**SPECIAL  
ORDER**

Carton Flats (13 s.f.):  
Carton Corners (8 l.f.):



Natural Blend



Pennsylvania



Prestige



Quail Gray



Sagewood



Sienna



## Limestone

Height: 2-1/2" to 7-1/2" • Length: 4" to 22"  
Thickness 1" to 2-1/2" • Corner returns: 3" to 5"; 4" to 13"

**SPECIAL  
ORDER**



Autumn Blend



Charcoal



Columbus Blend



Elkwood



Great Lakes



Kentucky Blend



Ohio Tan



Pennsylvania

Carton Flats (12.50 s.f.):  
Carton Corners (8 l.f.):  
Carton 135° Corners (8 l.f.):

## Rough Ashlar

Height: 3-1/2" to 12-1/2" • Length: 6" to 34" • Thickness 4/5" to 2-1/4" • Corner returns: 3" to 5"; 8" to 12.5"

**SPECIAL  
ORDER**



Greystone™



Trailhead™



Winter Point™

Carton Flats (10 s.f.):  
Carton Corners (8 l.f.):

## Stack Ledge

Height: 1-1/2" to 6-1/2" • Length: 7-1/2" to 21" • Thickness 1" to 2-1/2" • Corner returns: 3" to 5"; 7" to 13"

**SPECIAL  
ORDER**

Carton Flats (13 s.f.):  
Carton Corners (8 l.f.):



Autumn Blend



Fallbrook



Sagewood



Sienna



Steinhaus



Torino





## Tuscan Ridge

Height: 1-1/2" to 6-1/2" • Length: 4-1/2" to 14" • Thickness 1" to 2-1/2" • Corner returns: 3" to 5"; 7" to 13"

**SPECIAL  
ORDER**

**Carton Flats (10 s.f.):  
Carton Corners (8 l.f.):**



Elkwood



Natural Blend



Sienna



Winter Point

## Weather Ledge

Height: 1-1/2" to 7-1/2" • Length: 4" to 23" • Thickness 1" to 2-1/2" • Corner returns: 3" to 5"; 7" to 13"

**SPECIAL  
ORDER**

**Carton Flats (11.50 s.f.):  
Carton Corners (8 l.f.):**



Ashen



Elkwood



Natural Blend



Pennsylvania



Prestige



Quail Grey



Sagewood



Sienna



Tan



Torino




Winter Point

## Weathered Plank 6

Height: 6" • Length: 36"  
Thickness: 1"

**Carton Flats (12 s.f.):**

**SPECIAL  
ORDER**



Industrial Gray



Winesburg

## Weathered Plank 4

Height: 4" • Length: 36"  
Thickness: 1"

**Carton Flats (10 s.f.):**

**SPECIAL  
ORDER**



Industrial Gray



Winesburg



## Accessories

SPECIAL  
ORDER

	PROFILE	PRICE	COLORS	
CAPSTONES				
	CHISELED		Brown Fogg	Tan Taupe
	22" x 22" x 3"			
	24" x 24" x 3"			
	31" x 31" x 3"			
	FLAT		Brown Fogg	Tan Taupe
	10" x 24" x 2-1/4"			
	12" x 24" x 2-1/4"			
	14" x 24" x 2-1/4"			
	16" x 24" x 2-1/4"			
	NATURAL		Brown Fogg	Tan Taupe
	18" x 36" x 2"			
	20" x 20" x 2"			
	24" x 24" x 2"			
	PIER		Brown Fogg Grey	Tan Taupe
	22" x 22" x 3"			
	30" x 30" x 3"			
	SLOPED		Brown Fogg Grey	Tan Taupe
	12" x 23-1/2"			
	14" x 23-1/2"			
	16" x 23-1/2"			
HEARTHSTONES				
	19" x 20"		Brown Fogg Grey	Tan Taupe
KEYSTONES				
	6", 9"w x 8"h x 1-1/2"d		Brown Fogg Grey	Tan Taupe
	7", 12"w x 11"h x 1-1/2"d			
QUOINS				
	CORNERS		Brown Fogg Grey	Tan Taupe
	FLATS			
	FLATS			
	LARGE, 23-1/2"w x 8"h			
	SMALL, 11-1/2"w x 8"h			

	PROFILE	PRICE	COLORS	
	SILLS			
	CURVED 35-1/2" x 4"h x 1-1/2"d		Brown Fogg Grey	Tan Taupe
	WATERTABLE 23-1/2" x 3"h x 2-1/2"d			
	UTILITY ACCENTS			
	LIGHT BLOCKS 8" x 11", 4" DIA.		Brown Fogg Grey	Tan Taupe
	RECEPTACLE BLOCK 6-1/2" x 8", 2-1/2" x 4"			
	WATER HOSE BIB 6-1/2" x 8", 1" DIA.			
	TRIM STONES			
	ROW LOCKS		Brown Fogg Grey	Tan Taupe
	4" x 5"			
	5" x 7"			
	6" x 8"			
	FLAT WINDOW TRIM 22-3/4" x 6-1/2" x 1-1/2"d			

## Supplies

MORTAR & FORTIFIER	
Type S Mortar (80-lb. bag)	
Concrete Fortifier #8610 (1 gal.)	
Veneer Stone Mortar Polymer Modified (80-lb. bag)	
DRAIN-N-DRY LATH AND RAINSCREEN IN ONE	
Roll, 150 s.f., 46' x 39-3/8"	
METAL LATH (27" X 8')	
2.5 lb. Galv. Self-Furred	
3.4 lb. Galv. Diamond Mesh	
WEEP SCREED (4-1/4" X 7/8" X 10')	
Gray, Plastic	



Brown



Fogg



Grey



Tan



Taupe



Stocked at the Erie Materials  
Distribution Center and ready for  
quick shipment to your branch!

Always check for current inventory status.

Versetta Stone® mortarless stone veneer panels offer all the beauty of authentic stone masonry without the cost and installation time.

- Installs like siding
- Requires no additional footings
- Integrated water management system
- 50% recycled content
- Backed by a 50-year limited warranty including one-time transferability (see warranty for details)



Universal Corner  
2 pcs./bdl. 36" x 8" VE(L/T)CO

10' Starter Strip  
Taupe VESTST  
Charcoal VESTSTCHAR.



J-Channel, Taupe  
10' VEJTA



Wainscot Cap, Taupe VEWACATA, Charcoal VEWACACHGR or  
Stone Grey VEWACASTGR 36"



Trim Stone, Taupe VETRSTTA or Charcoal VETRSTCHGR 36"  
126.90/bdl. (2 pcs.)



Receptacle Stone, Taupe or Gray  
6" x 8" CSRETA



Light Fixture, Taupe or Gray  
8" x 10" CSLFTA

Fasteners

#10 x 1-5/8"

VEFFASC158

#10 x 2-1/4"

VEFFASC214

## VERSETTA STONE: PANELIZED MANUFACTURED STONE VENEER

# VERSETTA STONE®

36" x 8" 2 pcs./bdl.= 4 s.f.



## LedgeStone


VEL



SAND



MISSION POINT



NORTHERN ASH



PLUM CREEK



STERLING



TERRA ROSA

## Tight Cut


VET



SAND



MISSION POINT



NORTHERN ASH



PLUM CREEK



STERLING



TERRA ROSA

## Carved Block

VECB

SPECIAL  
ORDER



MIDNIGHT



SEA SALT



versettastone.com



## SIDING CHECKLIST

A typical siding project could include all or most of the following items. Use this list as a handy reminder when you do an estimate or place your order with Erie Materials.

**SIDING CHECKLIST**

- \_\_\_\_\_ Siding
- \_\_\_\_\_ Backer
- \_\_\_\_\_ Housewrap
- \_\_\_\_\_ Window Tape
- \_\_\_\_\_ Starter
- \_\_\_\_\_ Outside Corners
- \_\_\_\_\_ Inside Corners
- \_\_\_\_\_ Kick-Out Flashing
- \_\_\_\_\_ J-Channel
- \_\_\_\_\_ Undersill Trim
- \_\_\_\_\_ Drip Cap
- \_\_\_\_\_ Caulk
- \_\_\_\_\_ Nails
- \_\_\_\_\_ J-Blocks
- \_\_\_\_\_ Dryer Vent
- \_\_\_\_\_ Lath/Furring
- \_\_\_\_\_ Coil Stock
- \_\_\_\_\_ Trim Nails
- \_\_\_\_\_ Soffit-Vented
- \_\_\_\_\_ Soffit-Solid
- \_\_\_\_\_ Soffit J-Channel
- \_\_\_\_\_ Fascia
- \_\_\_\_\_ Shutters
- \_\_\_\_\_ Gable Louvers
- \_\_\_\_\_ ZIP Wall Panels

# SIDING TAKE-OFF FORM



DOWNLOAD  
HERE

SIDING



**CONTRACTOR:** \_\_\_\_\_ **DELIVERY DATE:** \_\_\_\_\_  
**CONTACT #:** \_\_\_\_\_ **DELIVERY TIME:** \_\_\_\_\_  
**JOB NAME:** \_\_\_\_\_ **PO #** \_\_\_\_\_  
**DELIVERY ADDRESS:** \_\_\_\_\_

			PRICE	EXTENSION
SIDING				
BACKER	HOUSEWRAP	STARTER		
SUPER CORNERS	OUTSIDE CORNERS	INSIDE CORNERS		
J-CHANNEL	UNDERSILL (REGULAR/ DUAL)	FLEX J		
3 ½" LINEALS	5" LINEALS	N/C WINDOW DOOR STARTER		
REM WINDOW DOOR STARTER	DRYER VENTS	LOUVERS		
J-BLOCKS (ELECTRIC/ METER)	VENTED SOFFIT	SOLID SOFFIT		
SOFFIT J	F-CHANNEL	COIL		
FASCIA	SHUTTERS (LOUVERED/ RAISED PANEL)	BEADED PORCH PANEL (3/8-J)		
NAILS	TRIM NAILS	CAULK		
DRIP CAP	COLUMNS	PORCH POST		
TRIM BOARDS				
WINDOW FLASHING	TAPE	SPRAY FOAM		
MISC			SUB-TOTAL	
			TAX	
			TOTAL	

ALBANY | AUBURN | BINGHAMTON | ELMIRA | SCRANTON | SYRACUSE | UTICA | WATERTOWN | WILLIAMSPORT

AZEK CAPTIVATE: PREFINISHED PVC SIDING

# AZEK® Captivate™

AZEK  
EXTERIORS  
CAPTIVATE™  
PREFINISHED SIDING & TRIM

[azekexteriors.com/captivate](http://azekexteriors.com/captivate)

SPECIAL  
ORDER

SIDING

5" Straight Shingle  
in Storm Cloud



Board and Batten in  
Acadian Coastline



Captivate Siding uses special solar reflective pigments that help keep your siding cool and add longevity.

Paint is applied with high-tech machines that ensure consistent coverage and a smooth coat. The finish on each piece is cured in a controlled environment instead of hoping for the right weather conditions on-site.

Dark colors? No problem—Captivate means the performance and low maintenance of AZEK PVC, **even in black!**

Captivate substrates carry the **AZEK Lifetime Limited Warranty** against rotting, splintering, swelling, and warping from excessive moisture absorption. On top of that, the paint manufacturer warrants **Captivate paint performance for 15 years** against cracking, peeling, or flaking.

Options include:

Straight Shingles: 5", 7" reveals

Staggered Shingles: 6" reveal

Board and Batten: from 8" to 16" batten spacing, smooth or woodgrain

Corners: 5/4" x 4", 6" x 20', smooth or woodgrain

Call for pricing.

SEE PAGE 55 FOR AZEK®  
CAPTIVATE™ TRIM

ACADIAN COASTLINE	CLAMBAKE	CUMULUS WHITE	DARK SHALE
GREAT LAKE	LIMESTONE	MIDNIGHT BLACK	MOONLIT SKY
NAPATREE DUNES	STORM CLOUD	SUEDE TAUPE	MOOD INDIGO



GET THE FULL  
BROCHURE



## COLORS

## DELUXE COLORS

**PREMIUM  
COLORS**

CEDARLIFE  
BLENDS

# SIDING


# NEW COLORS



## ■ New Color

## \* Special Order

Unless designated as Special Order, items were in stock at time of printing and available within 2-3 days. Please check with your local branch for current status.

## SIDING PRODUCTS

## VINYL CARPENTRY™ SOFFIT &amp; VERTICAL SIDING

BEADED SOFFIT/VERTICAL																																																																																																																																																																																																																																																																																																																																																																																																																																																																																																																																																																																																																																																																																																																																																																																																																																																																																																																																																																																																																																																																																																																																																																																																																																																																																																																																																																																																																														
------------------------	--	--	--	--	--	--	--	--	--	--	--	--	--	--	--	--	--	--	--	--	--	--	--	--	--	--	--	--	--	--	--	--	--	--	--	--	--	--	--	--	--	--	--	--	--	--	--	--	--	--	--	--	--	--	--	--	--	--	--	--	--	--	--	--	--	--	--	--	--	--	--	--	--	--	--	--	--	--	--	--	--	--	--	--	--	--	--	--	--	--	--	--	--	--	--	--	--	--	--	--	--	--	--	--	--	--	--	--	--	--	--	--	--	--	--	--	--	--	--	--	--	--	--	--	--	--	--	--	--	--	--	--	--	--	--	--	--	--	--	--	--	--	--	--	--	--	--	--	--	--	--	--	--	--	--	--	--	--	--	--	--	--	--	--	--	--	--	--	--	--	--	--	--	--	--	--	--	--	--	--	--	--	--	--	--	--	--	--	--	--	--	--	--	--	--	--	--	--	--	--	--	--	--	--	--	--	--	--	--	--	--	--	--	--	--	--	--	--	--	--	--	--	--	--	--	--	--	--	--	--	--	--	--	--	--	--	--	--	--	--	--	--	--	--	--	--	--	--	--	--	--	--	--	--	--	--	--	--	--	--	--	--	--	--	--	--	--	--	--	--	--	--	--	--	--	--	--	--	--	--	--	--	--	--	--	--	--	--	--	--	--	--	--	--	--	--	--	--	--	--	--	--	--	--	--	--	--	--	--	--	--	--	--	--	--	--	--	--	--	--	--	--	--	--	--	--	--	--	--	--	--	--	--	--	--	--	--	--	--	--	--	--	--	--	--	--	--	--	--	--	--	--	--	--	--	--	--	--	--	--	--	--	--	--	--	--	--	--	--	--	--	--	--	--	--	--	--	--	--	--	--	--	--	--	--	--	--	--	--	--	--	--	--	--	--	--	--	--	--	--	--	--	--	--	--	--	--	--	--	--	--	--	--	--	--	--	--	--	--	--	--	--	--	--	--	--	--	--	--	--	--	--	--	--	--	--	--	--	--	--	--	--	--	--	--	--	--	--	--	--	--	--	--	--	--	--	--	--	--	--	--	--	--	--	--	--	--	--	--	--	--	--	--	--	--	--	--	--	--	--	--	--	--	--	--	--	--	--	--	--	--	--	--	--	--	--	--	--	--	--	--	--	--	--	--	--	--	--	--	--	--	--	--	--	--	--	--	--	--	--	--	--	--	--	--	--	--	--	--	--	--	--	--	--	--	--	--	--	--	--	--	--	--	--	--	--	--	--	--	--	--	--	--	--	--	--	--	--	--	--	--	--	--	--	--	--	--	--	--	--	--	--	--	--	--	--	--	--	--	--	--	--	--	--	--	--	--	--	--	--	--	--	--	--	--	--	--	--	--	--	--	--	--	--	--	--	--	--	--	--	--	--	--	--	--	--	--	--	--	--	--	--	--	--	--	--	--	--	--	--	--	--	--	--	--	--	--	--	--	--	--	--	--	--	--	--	--	--	--	--	--	--	--	--	--	--	--	--	--	--	--	--	--	--	--	--	--	--	--	--	--	--	--	--	--	--	--	--	--	--	--	--	--	--	--	--	--	--	--	--	--	--	--	--	--	--	--	--	--	--	--	--	--	--	--	--	--	--	--	--	--	--	--	--	--	--	--	--	--	--	--	--	--	--	--	--	--	--	--	--	--	--	--	--	--	--	--	--	--	--	--	--	--	--	--	--	--	--	--	--	--	--	--	--	--	--	--	--	--	--	--	--	--	--	--	--	--	--	--	--	--	--	--	--	--	--	--	--	--	--	--	--	--	--	--	--	--	--	--	--	--	--	--	--	--	--	--	--	--	--	--	--	--	--	--	--	--	--	--	--	--	--	--	--	--	--	--	--	--	--	--	--	--	--	--	--	--	--	--	--	--	--	--	--	--	--	--	--	--	--	--	--	--	--	--	--	--	--	--	--	--	--	--	--	--	--	--	--	--	--	--	--	--	--	--	--	--	--	--	--	--	--	--	--	--	--	--	--	--	--	--	--	--	--	--	--	--	--	--	--	--	--	--	--	--	--	--	--	--	--	--	--	--	--	--	--	--	--	--	--	--	--	--	--	--	--	--	--	--	--	--	--	--	--	--	--	--	--	--	--	--	--	--	--	--	--	--	--	--	--	--	--	--	--	--	--	--	--	--	--	--	--	--	--	--	--	--	--	--	--	--	--	--	--	--	--	--	--	--	--	--	--	--	--	--	--	--	--	--	--	--	--	--	--	--	--	--	--	--	--	--	--	--	--	--	--	--	--	--	--	--	--	--	--	--	--	--	--	--	--	--	--	--	--	--	--	--	--	--	--	--	--	--	--	--	--	--	--	--	--	--	--	--	--	--	--	--	--	--	--	--	--	--	--	--	--	--	--	--	--	--	--	--	--	--	--	--	--	--	--	--	--	--	--	--	--	--	--	--	--	--	--	--	--	--	--	--	--	--	--	--	--	--	--	--	--	--	--	--	--	--	--	--	--	--	--	--	--	--	--	--	--	--	--	--	--	--	--	--	--	--	--	--	--	--	--	--	--	--	--	--	--	--	--	--	--	--	--	--	--	--	--	--	--	--	--	--	--	--	--	--	--	--	--	--	--	--	--	--	--	--	--	--	--	--	--	--	--	--	--	--	--	--	--	--	--	--	--	--	--	--	--	--	--	--	--	--	--	--	--	--	--	--	--	--	--	--	--	--	--	--	--	--	--	--	--	--	--	--	--	--	--	--	--	--	--	--	--	--	--	--	--	--	--	--	--	--	--	--	--	--	--	--	--	--	--	--	--	--	--	--	--	--	--	--	--	--	--	--	--	--	--	--	--	--	--	--	--	--	--	--	--	--	--	--	--	--	--	--	--	--	--	--	--	--	--	--	--	--	--	--	--	--	--	--	--	--	--	--	--	--	--	--	--	--	--	--	--	--	--	--	--	--	--	--	--	--	--	--	--	--	--	--	--	--	--	--	--	--	--	--	--	--	--	--	--	--	--	--	--	--	--	--	--	--	--	--	--	--	--	--	--	--	--	--	--	--	--	--	--	--	--	--	--	--	--	--	--	--	--	--	--	--	--	--	--	--	--	--	--	--	--	--	--	--	--	--	--	--	--	--	--	--	--



## NEW COLORS

107

CERTAINTEED: POLYMER SHAKE &amp; SHINGLE SIDING

## Cedar Impressions®

Individual 5" and Triple 5" Sawmill Shingles

certainteed  
SAINT-GOBAIN



certainteed.com

See Color Matrix  
on Page 105

CertainTeed's innovative CedarLife Color Blends capture the appearance of natural Eastern white cedar and Western red cedar at various life stages. CedarLife enables the selection of random color patterns for one-of-a-kind exterior designs.

## Individual 5" Shingles:

- A more durable and low-maintenance alternative to real cedar shingles
- Authentic sawmill grain finish
- Three shades – light, medium, and dark – in each color family can be blended or used in one shade
- Five solid colors
- Seven different panel widths from 4" to 8" are packed together
- Can be installed with staples
- Markings molded into shingles make installation fast and easy
- Trim with Restoration Millwork




**Shingle Gap Zone**  
Overlapping shingle gap must fall between vertical marks and fastener target zones

**Starter 1/2" Offset**  
Align with top of first course shingles.

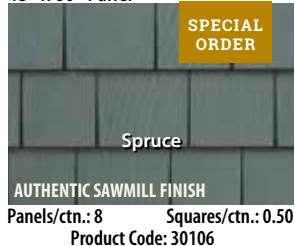
**Course Hash Marks**  
Align marks to top of prior course to assure 5" exposure.

**Preformed Holes**  
For hand-nailing application

**Fastener Target Zone**  
Fastener must be applied within the recessed area. Two fasteners per shingle are required.

Triple 5" Straight-Edge  
Sawmill Shingles

15" x 60" Panel

SPECIAL  
ORDEROffset corners  
availableIndividual 5" CedarLife  
Sawmill Shingles

Length: 12"  
Width: 4"-8"  
Exposure: 5"  
Projection: 0.50"

Pcs./ctn.: 168  
Squares/ctn.: 0.33  
Product Code: 30146

SPECIAL  
ORDER

Corners  
24 pcs, 10 l.f.

17 (I5)  
27 (T5)Reinforced  
Nail Slotsup to  
300mphPanel Projection  
1/2" (I5)  
3/4" (T5)

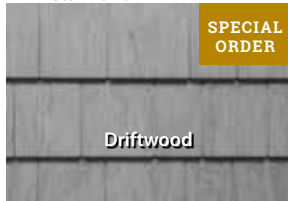
Sawmill

Lifetime  
Limited  
WarrantyFastener  
IndicatorsLow  
Maintenance

Double 7" Straight Edge Perfection Shingles in Seagrass

See Color Matrix  
on Page 105

**Single 7" Straight-Edge  
Perfection Shingles**  
7" x 73.5" Panel



**SPECIAL  
ORDER**

Driftwood

Panels/ctn.: 14 Squares/ctn.: 0.50  
Product Code: 30137

**Double 7" Straight-Edge  
Perfection Shingles - 3G**  
14" x 48" Panel



**7" Perfection Offset  
Mitered Cornerposts**

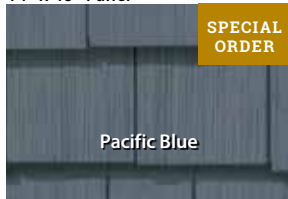
Offset Outside Corners:  
4-pc (28") bag, Stock colors

40-pc (23' 4") carton

Panels/ctn.: 11 Squares/ctn.: 0.50  
Product Code: 30144

White & Colors

**Double 7" Staggered  
Perfection Shingles**  
14" x 48" Panel

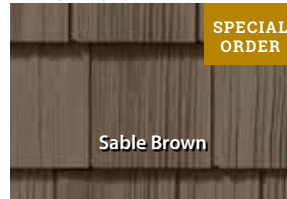


**SPECIAL  
ORDER**

Pacific Blue

Panels/ctn.: 11 Squares/ctn.: 0.50  
Product Code: 30143  
Outside Corners  
(20-pc carton)

**Double 7" Straight-Edge  
Rough-Split Shakes**  
14" x 57" Panel




**SPECIAL  
ORDER**

Sable Brown

Panels/ctn.: 9 Squares/ctn.: 0.50  
Product Code: 30141  
Outside Corners:  
(20-pc carton)

**Double 9" Staggered  
Rough-Split Shakes**  
18" x 57" Panel



**SPECIAL  
ORDER**

Natural Clay

Panels/ctn.: 7 Squares/ctn.: 0.50  
Product Code: 30136  
Outside Corners  
(20-pc carton)

## Perfection Shingles

7	36	up to 200mph	Reinforced Nail Slots	3/4" Panel Projection	Perfection	Molded Perimeter Lock	CertiLock Continuous Hanger	Lifetime Limited Warranty	Fastener Indicators	Low Maintenance

## Rough-Split Shakes

2	15	up to 155mph	Reinforced Nail Slots	1" Panel Projection	Rough Split	Molded Perimeter Lock	Lifetime Limited Warranty	Fastener Indicators	Low Maintenance

# Cedar Impressions® Shapes

certainteed.com

Perfection Shapes

SIDING



Perfection Octagon Shingles  
in Charcoal Gray

**Single 6-1/3" Perfection Shapes  
Scallop**  
42" Panel




Panels/ctn.: 18      Squares/ctn.: 0.33  
Product Code: 30147

**Single 6-1/3" Perfection Shapes  
Octagon**  
42" Panel



Panels/ctn.: 18      Squares/ctn.: 0.33  
Product Code: 30148

**Single 6-1/3" Perfection Shapes  
Half-Cove**  
42" Panel



Panels/ctn.: 18      Squares/ctn.: 0.33  
Product Code: 30149



COLORVIEW®  
VISUALIZER

## Perfection Shingle Shapes

3	8	up to 200mph	Reinforced Nail Slots	3/4" Panel Projection	Perfection	Molded Perimeter Lock	CertiLock Continuous Hanger	Lifetime Limited Warranty	Fastener Indicators	Low Maintenance

SPECIAL  
ORDER

SIDING



Single 7" Straight Edge  
Rough-Split Shakes in Pacific Blue

See Color Matrix  
on Page 105



Granite Gray

**Single 7" Straight-Edge  
Perfection Shingles**

Length: 10'1"    Product Code:  
Panels/ctn.: 17    60108  
Squares/ctn.: 1



Flagstone

**Single 7" Straight-Edge  
Rough-Split Shakes**

Length: 10'1"    Product Code:  
Panels/ctn.: 17    60106  
Squares/ctn.: 1



Natural Clay

**Single 7" Straight-Edge  
Sawmill Shingles**

Length: 10'1"    Product Code:  
Panels/ctn.: 17    60109  
Squares/ctn.: 1



3



21



up to  
**180mph**



Standard  
Nail Hem



**3/4"**  
Panel Projection  
Perfection



**1"**  
Panel Projection  
Rough-Split



Perfection,  
Rough-Split  
& Sawmill



Lifetime  
Limited  
Warranty



Class A  
Flame Spread



Low  
Maintenance

# CERTAINTEED: INSULATED VINYL SIDING CedarBoards™



certainteed.com

SIDING

**SPECIAL  
ORDER**

CedarBoards Single 7" Clapboard in  
Savannah Wicker with Cedar Impressions  
Double 7" Staggered Perfection in Natural Clay

- Custom-contoured foam provides strength and outstanding impact resistance
- Can increase overall thermal performance, reducing heating and cooling costs
- Reduces air infiltration to inhibit drafts
- Absorbs sound for reduced exterior noise infiltration
- Compensates for minor wall imperfections
- Insulation treated with fire retardant and insect repellent  
—contains no ozone-depleting chemicals

**See Color Matrix  
on Page 105**

## DOUBLE 6" CLAPBOARD

Length: 12' 6"  
Panels/ctn.: 8  
Squares/ctn.: 1  
Product Code: 58134

## SINGLE 7" CLAPBOARD

Length: 12' 3"  
Panels/ctn.: 14  
Squares/ctn.: 1  
Product Code: 58106

## SINGLE 12" VERTICAL BOARD & BATTEN

Length: 10'  
Panels/ctn.: 10  
Squares/ctn.: 1  
Product Code: 58153



# CedarBoards XL

## DOUBLE 6" XL CLAPBOARD

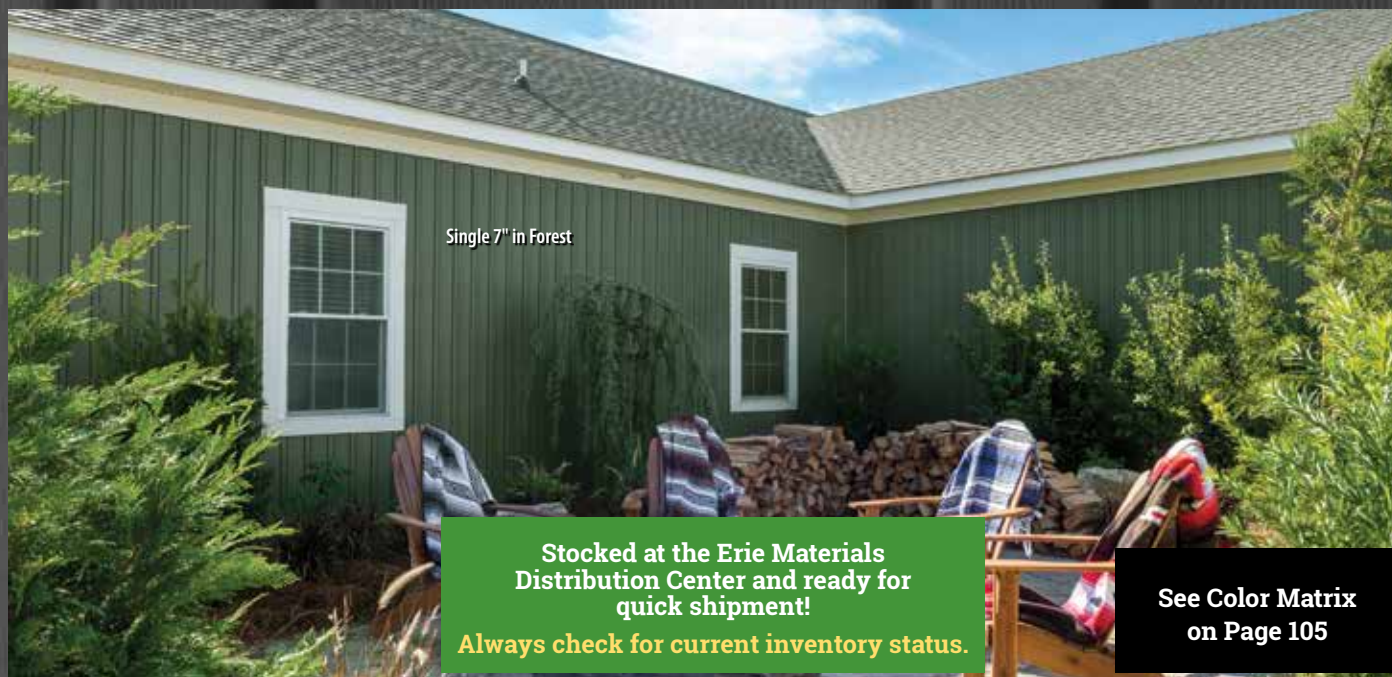
Length: 16' 8"  
Panels/ctn.: 6  
Squares/ctn.: 1  
Product Code: 58145

## SINGLE 7" XL CLAPBOARD

Length: 16' 8"  
Panels/ctn.: 10  
Squares/ctn.: 1  
Product Code: 58144

up to 180mph D6, S7	.044" D6, S7 .052" S12	3	20	Full Rollover Nail Hem	1-1/4" Panel Projection (complete assembly)	TrueTexture	DuraLock	Lifetime Limited Warranty	STUDfinder	Class A Flame Spread	PermaColor Fade Protection	Longer Lengths Available	Low Maintenance

# Board & Batten



Board & Batten vertical siding recreates the historic charm and rustic cedar look of a centuries-old siding style originally applied to log-built homes, barns and other early American structures.

- Ideal for whole-house or accent applications
- The widest vinyl board span in the industry
- Flat-face board design results in a straight, even surface
- Straight-edged battens for a sharp, carpentered look
- 1/2" batten height
- 12'6" panels are 2'6" longer than competitive panels, offering installation and aesthetic advantages

## SINGLE 8" PANEL

### 12' 6" PANELS

Panels/ctn.: 12  
Squares/ctn.: 1  
Product Code: 34137

SPECIAL ORDER

### 10' PANELS

Panels/ctn.: 15  
Squares/ctn.: 1  
Product Code: 34138

SPECIAL ORDER

## SINGLE 12" PANEL

### 10' PANELS

Panels/ctn.: 10  
Squares/ctn.: 1  
Product Code: 58153

SPECIAL ORDER

## SINGLE 7" PANEL

### 10' PANELS

Panels/ctn.: 34  
Squares/ctn.: 2  
Product Code: 34136



→←	→←	≡	🎨	🌀	U	↶	🌲	📋	🔥	☀️	🏠
.052" S7	.048" S8	3	30	up to 165mph	Standard Nail Hem	1/2" Panel Projection	TrueTexture	Lifetime Limited Warranty	Class A Flame Spread	PermaColor Fade Protection	Low Maintenance

# Reverse Board & Batten

certainteed.com

SIDING

Reverse Board & Batten Single 7" Reinforced Vertical Siding in Sterling Gray and Monogram Double 4" Clapboard in Flagstone



See Color Matrix  
on Page 105

Reverse Board & Batten Reinforced siding's narrow boards and wide battens offer a rustic appearance that could only be achieved with real wood in the past.

## SINGLE 7" PANEL

### 10' PANELS

Panels/ctn.: 16

Squares/ctn.: 0.93

Product Code: 63108



.046"



1



10



up to  
150mph



Partial  
Rollover  
Nail Hem



3/4"  
Panel  
Projection



Woodgrain



Lifetime  
Limited  
Warranty



Class A  
Flame Spread



PermaColor  
Fade  
Protection



Low  
Maintenance



*The future of exterior cladding is here!*

- Easier to handle, more weather-resistant than wood, fiber cement, or wood composite siding
- Wide 7" flat face
- Fits standard accessories including Restoration Millwork PVC trim and vinyl siding accessories
- Reinforced foam backer
- Lifetime limited warranty

**SINGLE 7" WOODGRAIN CLAPBOARD**




Length: 12'6"  
Panels/ctn.: 14  
Squares/ctn.: 1  
Product Code: 613106

CERTAp plank Starter, 10'



Post-Formed  
Positive Lock

Tight Laps



WATCH THE  
VIDEO

# Monogram® 46 & 46L

SIDING



See Color Matrix  
on Page 105

## MONOGRAM 46 DOUBLE 4" CLAPBOARD

Length: 12' 6"      Product Code: 33110  
Panels/ctn.: 24  
Squares/ctn.: 2

**SPECIAL  
ORDER**

## MONOGRAM 46 DOUBLE 5" CLAPBOARD

Length: 12'  
Panels/ctn.: 20  
Squares/ctn.: 2  
Product Code: 33122

**SPECIAL  
ORDER**

## MONOGRAM 46 DOUBLE 5" DUTCHLAP

Length: 12'  
Panels/ctn.: 20  
Squares/ctn.: 2  
Product Code: 33122

**SPECIAL  
ORDER**

## MONOGRAM 46L DOUBLE 4" CLAPBOARD — 20'

Length: 20'  
Panels/ctn.: 15  
Squares/ctn.: 2  
Product Code: 33139

**SPECIAL  
ORDER**

## MONOGRAM 46L DOUBLE 4" CLAPBOARD — 16'8"

Length: 16' 8"  
Panels/ctn.: 18  
Squares/ctn.: 2  
Product Code: 33114

**SPECIAL  
ORDER**

## MONOGRAM 46L DOUBLE 5" DUTCHLAP — 16'8"

Length: 16'  
Panels/ctn.: 15  
Squares/ctn.: 2  
Product Code: 33126

NEW COLORS

REBATE



.046"



3



40



up to  
210mph



Full  
Rollover  
Nail Hem



3/4"  
Panel  
Projection



TrueTexture  
Rough Cedar



CertiLock



Lifetime  
Limited  
Warranty



STUDfinder



Class A  
Flame Spread



PermaColor  
Fade  
Protection



Longer  
Lengths  
Available



Low  
Maintenance

# Restoration Classic™

SPECIAL  
ORDER

Restoration Classic Double 4" Clapboard in Midnight Blue with  
Northwoods Single 7" Straight Edge Perfection Shingles in Granite Gray

See Color Matrix  
on Page 105

## DOUBLE 4" CLAPBOARD

Finish: Select Cedar  
Length: 12'6"  
Panels/ctn.: 24  
Squares/ctn.: 2  
Product Code: 36110

## DOUBLE 4½" DUTCHCLAP

Finish: Select Cedar  
Length: 12'1"  
Panels/ctn.: 22  
Squares/ctn.: 2  
Product Code: 36119

## DOUBLE 5" CLAPBOARD

Finish: Select Cedar  
Length: 12'  
Panels/ctn.: 20  
Squares/ctn.: 2  
Product Code: 36122

## DOUBLE 4½" CLAPBOARD

Finish: Smooth  
Length: 12'1"  
Panels/ctn.: 22  
Squares/ctn.: 2  
Product Code: 36118

## TRIPLE 3" CLAPBOARD

Finish: Smooth  
Length: 12'1"  
Panels/ctn.: 22  
Squares/ctn.: 2  
Product Code: 36132

SIDING



.044"



5



30



up to  
200mph



Full  
Rollover  
Nail Hem



5/8"  
Panel  
Projection



Select Cedar  
Woodgrain  
& Smooth



DuraLock



Lifetime  
Limited  
Warranty



STUDee



Class A  
Flame Spread



PermaColor  
Fade  
Protection



Low  
Maintenance

Single 8" Clapboard in Colonial White

See Color Matrix  
on Page 105

**SINGLE 8" CLAPBOARD**

Finish: Woodgrain  
Length: 12' 6"      White Only  
Panels/ctn.: 24  
Squares/ctn.: 2  
Product Code: 39104

SPECIAL ORDER

**TRIPLE 3" CLAPBOARD**

Finish: Brushed  
Length: 12' 1"  
Thickness: 0.042"  
Squares/ctn.: 2  
Product Code: 39131

SPECIAL ORDER

**SINGLE 6 1/2" BEADED**

Finish: Brushed  
Length: 12' 4"  
Panels/ctn.: 30  
Squares/ctn.: 2  
Product Code: 39102

**DOUBLE 4" CLAPBOARD**

Finish: Woodgrain  
Length: 12' 6"  
Panels/ctn.: 24  
Squares/ctn.: 2  
Product Code: 39110

SPECIAL ORDER

**DOUBLE 5" CLAPBOARD**

Finish: Woodgrain  
Length: 12'  
Panels/ctn.: 20  
Squares/ctn.: 2  
Product Code: 39122

**DOUBLE 4" DUTCHLAP**

Finish: Woodgrain      Product Code: 39113  
Length: 12' 6"  
Panels/ctn.: 24  
Squares/ctn.: 2

SPECIAL ORDER

**DOUBLE 5" DUTCHLAP**

Finish: Woodgrain  
Length: 1'  
Panels/ctn.: 20  
Squares/ctn.: 2  
Product Code: 39125



.042"



7



25

up to  
170mphPartial  
Rollover  
Nail Hem9/16"  
Panel  
ProjectionWoodgrain  
& Brushed

DuraLock

Lifetime  
Limited  
Warranty

STUDfinder

Class A  
Flame SpreadPermaColor  
Fade  
ProtectionLow  
Maintenance

# American Legend™

SIDING



Double 4" Clapboard in Buckskin

See Color Matrix  
on Page 105

## DOUBLE 4" CLAPBOARD

Length: 12' 6"  
Panels/ctn.: 24  
Squares/ctn.: 2  
Product Code: 40110

## DOUBLE 5" CLAPBOARD

Length: 12'  
Panels/ctn.: 20  
Squares/ctn.: 2  
Product Code: 40122

## DOUBLE 4 ½" DUTCHLAP

Length: 12' 1"  
Panels/ctn.: 22  
Squares/ctn.: 2  
Product Code: 40119

→←	≡	🎨	🌀	⌋	↪	⬆	🔒	☰	📄	🔥	☀	🏠
.042"	3	21	up to 140mph	Standard Nail Hem	9/16" Panel Projection	Woodgrain	GripLock	Lifetime Limited Warranty	STUDfinder	Class A Flame Spread	PermaColor Fade Protection	Low Maintenance

CERTAINTEED: VINYL SIDING—0.040"

Encore™

**certainteed**  
SAINT-GOBAIN

certainteed.com

SIDING



Double 4" Clapboard in Castle Stone

See Color Matrix  
on Page 105

#### DOUBLE 4" CLAPBOARD

Length: 12' 6"  
Panels/ctn.: 24  
Squares/ctn.: 2  
Product Code: 43110

SPECIAL  
ORDER

#### DOUBLE 5" CLAPBOARD

Length: 12'  
Panels/ctn.: 20  
Squares/ctn.: 2  
Product Code: 43122

#### DOUBLE 4 1/2" DUTCHLAP

Length: 12' 1"  
Panels/ctn.: 22  
Squares/ctn.: 2  
Product Code: 43119



.040"



3



15



up to  
170mph



Partial  
Rollover  
Nail Hem



1/2"  
Panel  
Projection



Woodgrain



Post-formed



Lifetime  
Limited  
Warranty



STUDfinder



Class A  
Flame Spread



PermaColor  
Fade  
Protection



Low  
Maintenance

- InvisiVent® and solid styles
- The only vinyl soffit to provide more than 10" of net-free intake area per square foot
- Concealed intake vents provide a smooth appearance
- Matte finish looks like freshly painted wood
- Deep 3/4" panel projection creates sharp definition
- 8 low-gloss colors
- Heavy-duty 0.044" thickness for rigidity

**InvisiVent® for soffit use only**  
**Solid for soffit use or vertical siding**

Finish: Matte  
Length: 12'  
Thickness: 0.044"  
Projection: 3/4"  
Panels/ctn.: 10  
Squares/ctn.: 1  
Product Code: 46228

White

IN STOCK

Colors

See Color Matrix  
on Page 106



- Solid and hidden vent styles
- 10 low-gloss colors
- 0.040" thickness
- Hidden vent style provides up to 9.65" of net-free intake area per sq. ft.

**Hidden vent for soffit use only**  
**Solid for soffit use or vertical siding**

Finish: Matte  
Length: 12'  
Thickness: .040"  
Projection: 5/8"  
Panels/ctn.: 20

Squares/ctn.: 2  
Product Code:  
46230 (vented)  
46231 (solid)



SIDING



NEW COLORS

## BEADED TRIPLE 2"



- Wainscot style in solid and invisibly vented
- Designed for vertical siding, porch ceiling and soffit applications
- Smooth finish of professionally applied paint
- Extra-long slip-lock design helps provide secure installation
- 8 low-gloss colors
- 0.039" thickness
- 1.6" of net-free air per sq. ft. – invisibly vented

**Vented for soffit use only**  
**Solid for soffit use or vertical siding**

Finish: Smooth  
Length: 12' 6"  
Thickness: 0.039"  
Projection: 3/8"  
Panels/ctn.: 16

Squares/ctn.: 1  
Product Code:  
46211 (vented)  
46209 (solid)

Stocked in Desert Tan, Natural Clay, Sandstone Beige,  
Sterling Gray and Savannah Wicker

## IRONMAX™ DOUBLE 5"



- Solid and fully vented styles
- Extra-thick 0.046" construction for optimum strength and flat face appearance
- Designed for vertical siding, porch ceiling and soffit applications
- Unique post-formed lock design helps ensure secure installation
- 10 low-gloss woodgrain colors (Sable Brown for soffit applications only)
- 6.4" of net-free air per sq. ft. – fully vented

**Fully vented for soffit use only**  
**Solid for soffit use or vertical siding**

Finish: Woodgrain  
Length: 12'  
Thickness: 0.046"  
Projection: 9/16"  
Panels/ctn.: 20

Squares/ctn.: 2  
Product Code:  
47205 (vented)  
47201 (solid)

**See Color Matrix  
on Page 106**

- Post-formed lock design helps provide secure installation
- 30 low-gloss colors (center vented: Colonial White and Snow only)
- 5.9" of net-free air per sq. ft. – fully vented
- 2" of net-free air per sq. ft. – center vented

**Fully vented and center-vented for soffit use only**  
**Solid for soffit use or vertical siding**

Finish: Matte	Squares/ctn.: 1.92
Length: 12'	Product Code:
Thickness: 0.040"	48224 (fully vented)
Projection: 7/16"	48220 (center-vented)
Panels/ctn.: 16	48216 (solid)

- Solid, fully vented and center-vented styles
- Soffit use only
- 9 low-gloss colors
- RigidForm technology provides strengthened nail hem for high wind conditions
- 6.4" of net-free air per sq. ft. — fully vented


**Fully vented and center-vented for soffit use only**  
**Solid for soffit use or vertical siding**

Finish: Woodgrain	Squares/ctn.: 2
Length: 12'	Product Code:
Thickness: 0.040"	48223 (fully vented)
Projection: 7/16"	48222 (solid)
Panels/ctn.: 20	

- Solid, fully vented and center-vented styles
- Soffit use only
- Post-formed lock design helps provide secure installation
- Triple 4" – 6 low-gloss colors (center vented: Colonial White only). (Dimensions shown are nominal.)
- Double 5" – 1 low-gloss color

**Solid, fully vented and center-vented — soffit use only**

Finish: Matte	Squares/ctn.
Length: 12'	4": 1.92 sq./ctn.
Thickness: 0.036"	5": 2.0 sq./ctn.
Projection: 7/16"	Product Code:
Panels/ctn.	49216 (solid)
Triple 4": 16	49224 (fully vented)
Double 5": 20	49220 (center-vented)



**UNIVERSAL TRIPLE 4"**

See Color Matrix  
on Page 106



**UNIVERSAL DOUBLE 5"**



**VALUE TRIPLE 4" & DOUBLE 5"**



## SIDING PRODUCTS

[illegible]

INVISIVENT® TRIPLE 3-1/3"	●	●		●					●	●	●	●				●	●			●		●
PERIMETER T3-1/3"	●	●		●					●	●	●	●			●	●	●			●	●	●
IRONMAX™ D5"	●	●		●					●	●	●	●			●	●	●			●	●	
BEADED T2"		●		●					●	●	●	●		●			●	●			●	●
UNIVERSAL T4"	●	●		●					●	●	●	●		●			●	●			●	●
UNIVERSAL D5"														●						●	●	
VALUET4" & D5"														●						●	●	

**ERIEMATERIALS.COM**

**ALL J-CHANNEL**  
12'6" Length  
48 pc./600 ft./ctn.  
Matte Finish

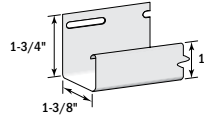


**1/2" J-CHANNEL**

**3/4" J-CHANNEL**

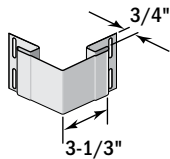
**1" J-CHANNEL**  
12'6" Length  
40 pc./500 ft./ctn.  
Stock in select colors

For use with Random Hand-Split Shakes



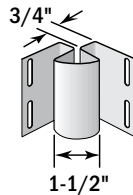
**1-1/4" J-CHANNEL**

**3/4" OUTSIDE CORNER**  
10' Length  
10 pc./100 ft./ctn.  
3-1/3" Face  
Universal Finish  
Woodgrain Finish



**3/4" OUTSIDE CORNER**  
12' Length  
10 pc./120 ft./ctn.  
3-1/3" Face  
Woodgrain Finish

**3/4" INSIDE CORNER**  
10' Length  
10 pc./100 ft./ctn.  
Universal Finish  
VCISC

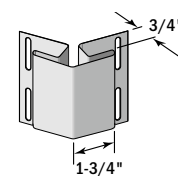
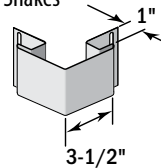


**3/4" OUTSIDE CORNER**  
20' Length  
3/4" deep  
White Only



**1" OUTSIDE CORNER**  
10' Length  
10 pc./100 ft./ctn.  
3-1/3" Face  
Universal Finish

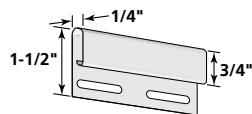
For use with Random Hand-Split Shakes



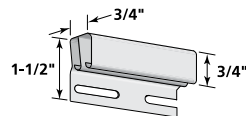
**BAY WINDOW CORNER POST**  
10' Length  
10 pc./100 ft./ctn.  
VCBACO

## SuperCorners®

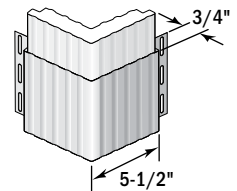
**UNDERSILL TRIM**  
12' 6" Length  
48 pc./600 ft./ctn.  
Smooth Finish  
VCUN



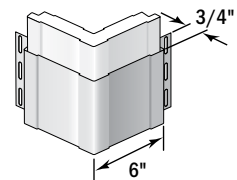
**DUAL UNDERSILL TRIM**  
12'6" Length  
36 pc./450 ft./ctn.  
Smooth Finish  
VCDUUN



**5 1/2" FLUTED 1-PIECE**  
20' Length  
6 pc./120 ft./ctn.  
White Only



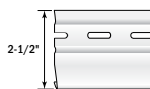
**6" TRADITIONAL 1-PIECE**  
20' Length  
6 pc./120 ft./ctn.



### VINYL STARTER

Vinyl Starter Strip  
12'6" Length  
40 pc./500 ft./ctn.  
VCSST

Not for use with Monogram 46/46L, CedarBoards or Cedar Impressions

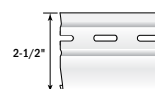


### METAL STARTER STRIP

For Vinyl  
10' Length  
50 pc./500 ft./ctn.  
2.5" Aluminum SSAVPL

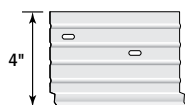
For use with all CertainTeed sidings except CedarBoards and Cedar Impressions

Steel Starter Strip STST



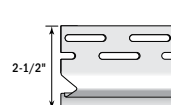
### CEDAR IMPRESSIONS STARTER

Metal Starter Strip  
10' Length  
50 pc./500 ft./ctn.  
VCCISHST



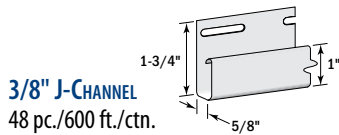
### WINDOW & DOOR STARTER

For new construction  
10' Length  
36 pc./360 ft./ctn.  
VCNCWDST



See Color Matrix  
on Page 107

# Soffit Accessories

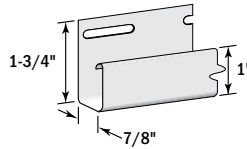
**3/8" J-CHANNEL**

48 pc./600 ft./ctn.

White & Most Soffit Colors  
Use with 6" Beaded Soffit**1/2" J-CHANNEL**

Matte Finish

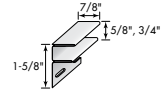
48 pc./600 ft./ctn.

**5/8" F-CHANNEL**

Matte Finish

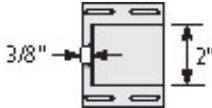
24 pc./300 ft./ctn.

White, Most Soffit Colors

**3/8" H BAR**

12'6" Length

10 pc./125 ft./ctn.

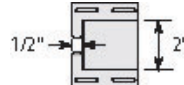
Use With Beaded Soffit  
VC38HBA**1/2" H-BAR**

Matte Finish

12'6" Length

16 pc./200 ft./ctn.

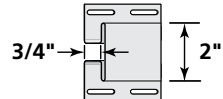
VC12HBA

**3/4" H BAR**

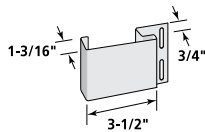
12'6" Length

10 pc./125 ft./ctn.

VC34HBA •

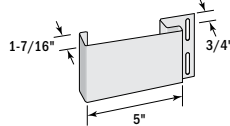



## Lineals & Decorative Trim

**3 1/2" LINEAL**

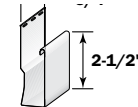
20' Length

10 pc./200 ft./ctn.

Smooth Finish  
VC312LI W**5" LINEAL**

20' Length

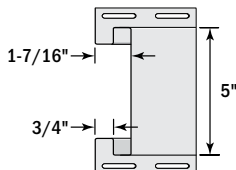
10 pc./200 ft./ctn.

Smooth Finish  
White and Snow Only**3/4" WINDOW & DOOR CASING**

Wide Face 2 1/2"

Snow &amp; White

VCWICA

**5" DOUBLE-CHANNEL LINEAL**

18' Length

10 pc./180 ft./ctn.

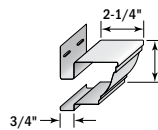
VC5DC White

**CROWN MOULDING**

10' Length

10 pc./100 ft./ctn.

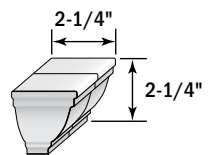
VCCRMO White

**CROWN MOULDING CAP**

Pair — Right &amp; Left

10 pr./ctn.

VCCRMOCA White

**L-RECEIVER & CORNICE MOULDING**

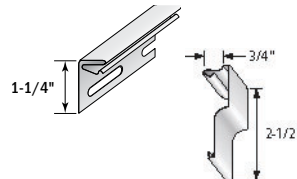
12'-6" Length

24 pc./300 ft./ctn.

L-Receiver: VCCOMORE Cornice

Moulding: VCCOMO White/Colors

COLORS SPECIAL ORDER

**SPECIAL  
ORDER**




## DIAMOND KOTE® DIFFERENCE

Using inferior materials can cost you more work, time, and money. Diamond Kote Siding System provides the highest quality materials ready when you need them, packaged to withstand the harsh conditions of transport and on the jobsite. Once installed, they stand the test of time, so you won't have to come back to correct product failures.

## INDUSTRY LEADING WARRANTY

Diamond Kote's finish is specially designed to be low-maintenance and high performing. Whether you choose from our Solid or DuoBlend colors, we warrant our finish for 30 years!

[diamondkotesiding.com](http://diamondkotesiding.com)



SIDING



## SOLID COLORS



NEW COLORS

## DUOBLEND PREMIUM COLORS

\*Available April 2024



EVERLAST®: COMPOSITE SIDING

# Everlast® Siding

EVERLAST®  
Advanced Composite Siding  
everlastsiding.com

SIDING

SPECIAL  
ORDER

## Make a Lasting Impression

The solid, authentic, high-end look of real cedar siding, with none of the problems of real wood, engineered wood, or fiber cement.

- Virtually impervious to water, ideal for freeze/thaw environments
- Mineral composite with highly UV-resistant acrylic capstock and authentic CedarTouch® finish
- Never requires any caulking, painting, or seam flashing
- Industry's tightest, best-looking lap siding seams, preloaded with stainless steel seam brackets
- Superior wind, hail, and impact resistance
- Superior dimensional stability
- Homeowners' industry-best transferrable limited lifetime warranty including fade protection
- Requires no proprietary or specialty tools to cut or install
- EZStack joinery speeds lap siding installation and ensures level with consistent course spacing
- Convenient EZNail® fastener slots on lap nailing hem every 8" O.C.
- Everlast Premium Color-Matched Trim collection available

6 7/8" Lap Siding

4 1/2" Lap Siding

Available in all 15 colors.

The Everlast Siding palette\*—including deep, rich hues—has been thoughtfully curated by color consultants to complement any style of home or regional preference, as well as both current and classic color trends.



\*Contact Erie Materials for product availability.

**!**  
**ALWAYS**  
SELECT COLOR  
FROM PRODUCT SAMPLES



Everlast lap siding seams are tightly joined with preloaded stainless steel brackets.

Everlast®, CedarTouch®, and EZNail® are registered trademarks of Chelsea Building Products. All rights reserved. Chelsea Building Products reserves the right to alter, modify, or discontinue items from time to time without notice.

All products made in the U.S.A. ©2020 #CBPEV-12-20-ONE



INSTALLATION  
OVERVIEW

11" Board & Batten Siding\*

Available in 15 colors.



jameshardie.com

JAMES HARDIE: FIBER CEMENT SIDING

# James Hardie® Siding



JOIN THE  
JAMES HARDIE  
CONTRACTOR  
ALLIANCE®  
PROGRAM

SIDING

**James Hardie® Products With ColorPlus® Technology  
Ready for Quick Delivery to Your Jobsite!**

## Hardie® Plank

Thickness: 5/16"  
Length: 12'

**Select CedarMill®**

**6-1/4" (5" exposure)**

JHC614  
Primed

**7-1/4" (6" exposure)**

JHC714  
*Stocked in Prime Only*

**8-1/4" (7" exposure)**  
Primed

SPECIAL  
ORDER

**Smooth**  
Statement Colors

SPECIAL  
ORDER

**6-1/4" (5" exposure)**

**7-1/4" (6" exposure)**

**8-1/4" (7" exposure)**



IN  
STOCK

## Hardie® Panel

4' x 8'


Thickness: 5/16"

**Smooth, CedarMill, Stucco**

Smooth JHSM48

Stucco JHST48

CedarMill JHCM48



IN  
STOCK

SPECIAL  
ORDER

**4' x 8' Sierra, 4' x 10' Smooth, CedarMill, Stucco, Sierra**  
PRIMED

SPECIAL  
ORDER

**4' x 10' Smooth, CedarMill**  
Statement Colors

## Hardie® Shingle

**Straight-Edge Panels**

15.25" (7" exposure)

Primed, Statement Colors

Thickness: 1/4"

Width: 48"

SPECIAL  
ORDER

# Statement® Collection

## ColorPlus® Technology

Carefully curated by our design experts specifically for your market, the Statement Collection™ brings together the most popular Hardie® siding and trim styles, textures and colors with ColorPlus® Technology finishes. This stunning selection is locally stocked and designed for simplicity — making it easier than ever to get a beautiful, long-lasting home exterior.

### PLANK, PANEL, BATTEN AND SHINGLE COLORS



### TRIM COLORS



# Accessories

## Hardie® Trim NT3™ Boards

Nominal (Actual) Width	5/4"	4/4"
4" (3-1/2")	JH54	JH44
<b>SPECIAL ORDER</b> 5" (4-1/2")	JH55	
6" (5-1/2")	JH56	JH46
8" (7-1/4")	JH58	JH48
12" (11-1/4")	JH512	

ARCTIC WHITE ONLY  
ARWH JH10-20

## Don't Forget!

### ColorPlus® Touch-Up Kit Edge Coater

Used to coat exposed edges and nail heads.  
16 oz. JH16TU

### OSI QUADMAX Caulk

## Hardie® Trim Tabs

Flat and corner tabs for a more aesthetically pleasing installation

Corner Tabs	8" Tabs, Box of 50	JH8COTA
Flat Tabs	Box of 100	JHFLTA

**TAB SPACING NOTE:**  
Windows and rakes every 12". Corners every 24".

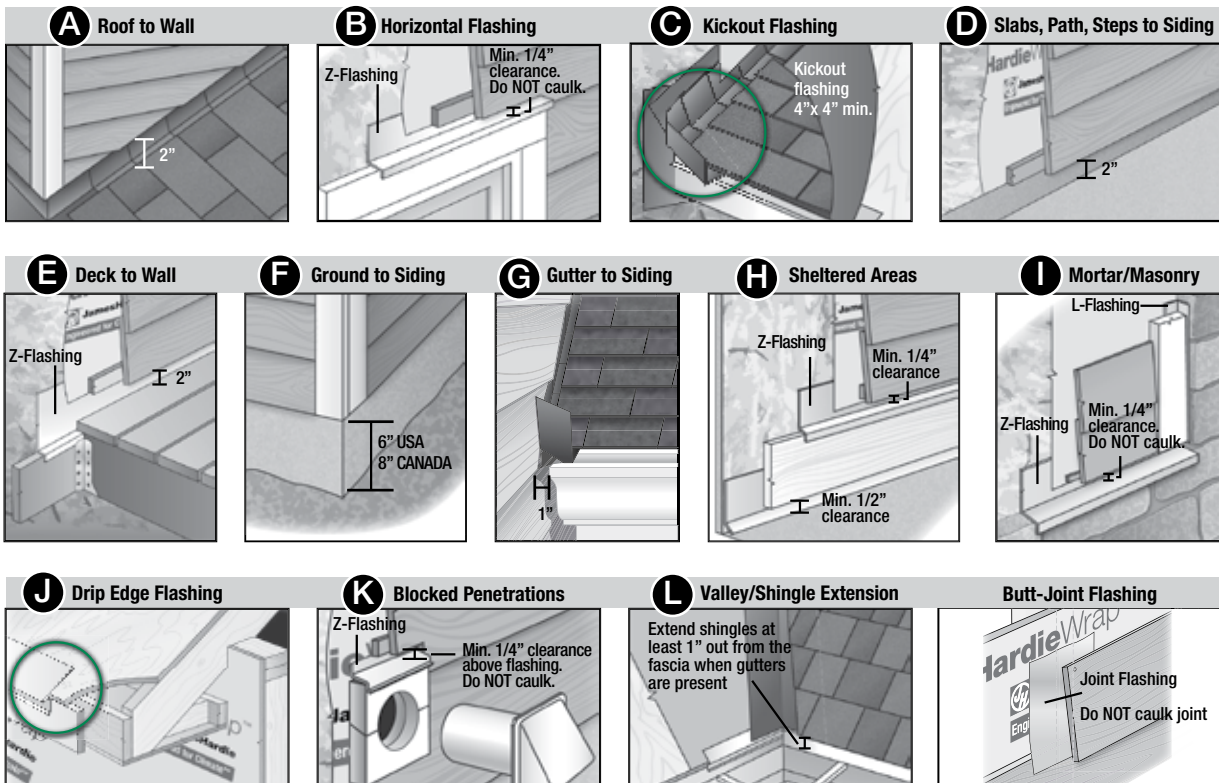


GET THE BEST  
PRACTICE GUIDE

**IMPORTANT:** This document is not intended to take the place of James Hardie published installation instructions. Failure to install and finish this product in accordance with applicable

building codes and James Hardie published instructions may lead to personal injury, affect system performance, violate local building codes, and void the product only warranty.

For the latest set of complete installation instructions applicable to your jobsite location, visit [HardieInstallation.com](http://HardieInstallation.com) or call 1-866-942-7343 (866-9-HARDIE)



**IMPORTANT FASTENING INFORMATION:** James Hardie® siding, trim and soffit products must be installed in a manner that meets local building code and wind load requirements. It is the responsibility of the installer, builder, architect or other building professional and the home or property owner to ensure the fasteners and fastening schedules used result in an installation that is code compliant.

Consult ESR 1844 and ESR 2290 or other applicable, local code compliance documentation for guidance on fastener selection and placement to achieve design wind loads for the specific James Hardie siding product, framing type, building height, wind exposure category and other factors relevant to your project.

For special circumstances outside the scope of these documents, please refer to the Technical Document library at [www.jameshardie.com](http://www.jameshardie.com) or contact James Hardie's Technical Services at 1-888-J-HARDIE (1-888-542-7343).

LP® SmartSide® trim & siding products deliver the authentic look of real wood, with many advantages over traditional wood trim and siding.

- Free of knots so you don't waste time sorting through flawed pieces
- Resists cupping and warping
- Factory pre-primed to take paint well, delivering optimal adhesion and consistent application
- SmartGuard® manufacturing process helps protect against termite damage and fungal decay
- 5/50-Year Transferable Limited Warranty provides a five-year, 100% labor and replacement feature and a 5/50-Year Prorated Limited Warranty on the product

The difference is clear: LP SmartSide products are the smart choice.



#### SmartTrim Cedar (Strand) 440 Series

NOMINAL SIZE	ACTUAL SIZE	LENGTH	CODE
1" x 4"	0.625" x 3.50"	16'	ST14
1" x 6"	0.625" x 5.50"	16'	ST16
1" x 8"	0.625" x 7.21"	16'	ST18
1" x 10"	0.625" x 9.21"	16'	ST110
1" x 12"	0.625" x 11.21"	16'	ST112

#### SmartTrim Cedar (Strand) 440 Series

5/4" x 4"	0.910" x 3.50"	16'	ST544
5/4" x 6"	0.910" x 5.50"	16'	ST546
5/4" x 8"	0.910" x 7.21"	16'	ST548
5/4" x 10"	0.910" x 9.21"	16'	ST5410
5/4" x 12"	0.910" x 11.21"	16'	ST5412

#### SmartTrim Cedar Grain 190 Series Batten

3"	0.5178" x 2.50"	16'	ST3
----	-----------------	-----	-----

#### SmartLap Cedar (Strand) Siding

NOMINAL SIZE	LENGTH	CODE
3/8" x 6"	16'	SSL386
3/8" x 8"	16'	SSL388

#### Smart Soffit Cedar (Strand)

3/8" x 4"	8'	SS3848
3/8" x 12"	16'	SS381216V
Vented 3/8" x 12"	16'	SSL381216
Lap (for soffit) 3/8" X 16"	16'	SS381616V
Vented 3/8" X 16"	16'	SS381616V
3/8" X 24"	16'	SS382416
3/8" X 24"	16'	SS382416V
Vented 3/8" X 24"	16'	SS382416V

#### SmartLap Soffit/Vertical Siding

3/8" x 16"	16'	SSL381616
------------	-----	-----------

#### SmartSide 76 Cedar Panel Siding Shiplap

7/16" x 4'	10'	SP716410
------------	-----	----------

#### SmartSide 38 Series Textures Shakes, Primed

3/8" x 12"	4'	SS12
------------	----	------



BOOST YOUR  
INSTALLATION  
SKILLS WITH  
LP® SKILLBUILDER

## Cedar Siding & Wood Products

### Plywood & Sheathing

1/2"	CDX
7/16"	OSB
3/8"	Ruff-Sawn [SOFFIT]

### 18" Machine Groove Shakes

Natural or Primed in Stock  
1 Carton Covers 100 s.f. @ 14" Exposure

### Cedar Siding

1/2" x 6" & 1/2" x 8"	Beveled
1" x 6"	T&G V-Joint
1" x 8"	Channel Rustic
7/8"	[D] & Better Trim Boards

See page 141 for Zip System wall panels and  
page 5 for Zip System roof panels.

CALL FOR CURRENT PRICING AND  
AVAILABILITY ON ALL WOOD PRODUCTS.



# DURABLE SIDING. NOW IN COLOR.

SPECIAL  
ORDER

SIDING

## LP® SmartSide® ExpertFinish® Trim & Siding

The advanced durability you expect from LP® SmartSide® Trim & Siding now comes in color.

Your homeowners will love choosing colors to match their style—and you'll love the same fast and easier installation that comes with LP SmartSide products.

- ExpertFinish® Lap avoids the need for most seam caulking, joint molds, and pan flashing
- Advanced Durability for Longer Lasting Beauty®
- Available in 16 versatile colors that complement any home's style
- Industry-leading 5/15/50-year limited warranty: 5-year labor and materials, 15-year finish, and 50-year substrate
- Comes in a variety of SKUs and finishes



Snowscape White	Harvest Honey	Sand Dunes	Desert Stone
Quarry Gray	Prairie Clay	Garden Sage	Terra Brown
Timberland Suede	Midnight Shadow	Redwood Red	Tundra Gray
Summit Blue	Cavern Steel	Rapids Blue	Abyss Black

LP® SmartSide® ExpertFinish®  
**5/15/50** YEAR  
LIMITED WARRANTY



PICTURE IT!  
HOME VISUALIZER



For complete product & warranty details, visit [lpcorp.com/expertfinish](http://lpcorp.com/expertfinish)

LP, SmartSide, ExpertFinish and Advanced Durability for Longer Lasting Beauty are registered trademarks of Louisiana-Pacific Corporation.

# TANDO COMPOSITES: COMPOSITE SHINGLES

## Beach House Shake®

The **Authentic** Composite Shingle



**Tando**®  
COMPOSITES

tandocomposites.com

SIDING



For more inspiration photos, visit [www.BeachHouseShake.com](http://www.BeachHouseShake.com)

Pacifica



Atlantica



Pacifica



Pacifica



**BEFORE**  
Natural Cedar  
Shingles

**AFTER**  
Sandcastle  
Beach House  
Shake

Imagine if natural cedar shingles could stay looking "natural", just like the day they were installed, for the life of a home. Now they can with Beach House Shake — the authentic composite shingle.

Beach House Shake's innovative composite technology delivers a new level of aesthetic and architectural precision. Every individual shingle is unique with the subtle nuances you demand from cedar shingles — including strikingly realistic grains, saw cuts, and natural color variations.

- KAPGUARD® with Kynar® coating provides guaranteed color protection for 20+ years
- Installs in a fraction of the time compared to traditional cedar shingles
- Available in four natural cedar shades.



Corners Available  
in All Shades



Pacifica



Sandcastle



Atlantica



Hatteras

### Panel Specifications

Finished Exposure: 42.63" x 15"  
Shingle Exposure: 5"  
Panels per box: 11 (1/2 Sq.)

### Corner Specifications

Finished Exposure: 3.75" x 3.75" x 15"  
Corners per box: 5 (6.25 In. ft.)



3/4" J-Channel



Universal Starter Strip

### 3/4" J Channel

Pacifica, Sandcastle, Atlanticia, Hatteras, White  
12'6" BHJ34PACI .

### Starter

10' NAST

**Named  
HOT PRODUCT  
FROM IBS 2023  
and  
EDITOR'S  
PRODUCT PICK by  
LBM JOURNAL**

**LBM** JOURNAL  
**HOT**  
**PRODUCTS**  
2023 INTERNATIONAL BUILDERS' SHOW EDITOR'S CHOICE



Nordie Mist



Rocky Mountain Clay

TandoStone Creek LedgeStone features the look of individually stacked pieces of stone where the horizontal ledge is more defined than the vertical joints. It offers a rough, dimensional surface with jagged edges that play with natural lights and shadows.

- A true game-changer for siding installers
- Stone that installs as quickly and easily as traditional siding
- Fast easy-one person installation
- Impervious to moisture
- KAPGUARD® with Kynar® coating provides guaranteed color protection for 20+ years

#### Panel Specifications

Finished Exposure: 40" x 18.13"  
 Exposure: 18.13"  
 Panels per box: 10 (1/2 Sq.)  
 CL

#### Corner Specifications

Finished Exposure: 7.25" x 7.38" x 18.13"  
 Panels per box: 5 (7.5 lin. ft.)  
 CLOC

#### Architectural Sill (Optional)

Finished Exposed Width: 30.13" x 2.63" x 2.5"  
 Architectural Sills per box: 4 (10 lin. ft.)  
 SSLE

#### Architectural Sill Corner (Optional)

Finished Exposed Width: 5.0" x 2.63" x 2.5"  
 Arch. Sill Corners per box: 4  
 LETRCO



Appalachian Ash



Nordie Mist



Arizona Sandstone



Rocky Mountain Clay



Bucks County Gray



1 1/8" J-Channel



Universal Starter Strip

#### 1-1/8" J Channel

Dark Brown, Lewiston Crest,  
 Rocky Mountain Clay, Seaside Gray, Tan  
 12'6" C118

#### Starter

10' NAST



Pewter



Raven



Sable



Scan here to  
 watch a short  
 installation video.



## Stacked Stone



Glacier Bay



Sedona Bluff

TandoStone Stacked Stone features stones with low heights and random lengths for the appearance of a hand-laid, mortarless dry-stack set which gives it a contemporary, sharp edged finish.

- A true game-changer for siding installers
- Stone that installs as quickly and easily as traditional siding
- Fast easy-one person installation
- Impervious to moisture
- KAPGUARD<sup>®</sup> with Kynar<sup>®</sup> coating provides guaranteed color protection for 20+ years

**Panel Specifications**

Finished Exposure: 44.5" x 19.5"  
 Exposure: 18.125"  
 Panels per box: 10 (1/2 Sq.)  
 SSPR

**Corner Specifications**

Finished Exposure: 6.5" x 6.5" x 21"  
 Panels per box: 6 (9.2 lin. ft.)  
 SSOC

**Architectural Sill (Optional)**

Finished Exposed Width: 30.13" x 2.63" x 2.5"  
 Architectural Sills per box: 4 (10 lin. ft.)  
 SSLE

**Architectural Sill Corner (Optional)**

Finished Exposed Width: 5.0" x 2.63" x 2.5"  
 Arch. Sill Corners per box: 4  
 LETRCCO



Chestnut Hills



Glacier Bay



Lewiston Crest



Santa Fe



Sedona Bluff



1 1/8" J-Channel



Universal Starter Strip

**1-1/8" J Channel**

Lewiston Crest, Santa Fe, Sedona Bluff,  
 Seaside Gray

12'6" C118  
 10' NAST

**Starter**

Pewter



Raven



Sable

Scan here to  
 watch a short  
 installation video.



The TruExterior® Siding Craftsman Collection™ is the first man-made siding to replicate the natural aesthetic of real wood.



**Like wood, TruExterior® Siding...**

- is easy to handle (similar weight)
- can be painted any color with exterior-grade latex paint
- is easy to cut, rout, drill and mill
- can be installed using woodworking tools and methods

**Unlike wood, TruExterior® Siding...**

- has exceptional durability
- is resistant to rotting, cracking and splitting†
- offers excellent workability

**Unlike many other exterior products (such as wood composites, fiber cement and vinyl/PVC), TruExterior® Siding...**

- is suitable for ground contact
- does not require end-sealing, special adhesives or other cumbersome and costly installation techniques
- can be painted any color

† See TruExterior™ Siding and Trim Limited Warranties and Product Data Sheets for test results.



**Craftsman Collection™ Siding**

V-Rustic		Cove/Dutch Lap		Channel	
Nominal	Actual	Nominal	Actual	Nominal	Actual
1 x 6	1 1/16" x 5-1/2"	1 x 6	1 1/16" x 5-1/2"	1 x 6	1 1/16" x 5-1/2"
1 x 8	1 1/16" x 7-1/2"	1 x 8	1 1/16" x 7-1/4"	1 x 8	1 1/16" x 7-1/4"
1 x 10	1 1/16" x 9-1/2"	1 x 10	1 1/16" x 9-1/4"	1 x 10	1 1/16" x 9-1/4"

Channel Bevel		Shiplap		Nickel Gap	
Nominal	Actual	Nominal	Actual	Nominal	Actual
1 x 6	1 1/16" x 5-1/2"	1 x 6	1 1/16" x 5-1/2"	1 x 4	1 1/16" x 3-1/2"
1 x 8	1 1/16" x 7-1/2"	1 x 8	1 1/16" x 7-1/4"	1 x 6	1 1/16" x 5-1/2"
1 x 10	1 1/16" x 9-1/2"	1 x 10	1 1/16" x 9-1/4"	1 x 8	1 1/16" x 7-1/4"
				1 x 10	1 1/16" x 9-1/4"



**Beadboard**

Single		Double	
Nominal Size	Actual	Nominal	Actual
5/8 x 4	5/8" x 3-1/2"	5/8 x 8	5/8" x 6-11/16"
5/8 x 6	5/8" x 5-1/4"	5/8 x 12	5/8" x 10-1/4"

**Note:** All TruExterior® products are available in standard 16' lengths. 12' and 20' lengths are also available in 1X, 5/4, and 2X Trim (excluding 2 x 2) as special order.

See TruExterior  
Trimboards  
on Page 59

**Specialty and custom TruExterior® products are available through Duration Moulding and Millwork.**  
durationmillwork.com

IDEAL: GALANTA STEEL SIDING



idealroofing.com



COLOR CHART

SPECIAL  
ORDER

# GALANTA™

## Steel Siding

SIDING



- Available in 10 finishes (woodgrain and solid colors)
- 6-1/4" reveal
- Horizontal or vertical application
- Lightweight
- 12-foot panels
- Vented soffit available
- Full line of accessories
- 40-year transferable warranty



# MidAmerica Shutters

## STOCK COLORS

#02	Black
#167	Bordeaux
#27	Burgundy Red
#36	Classic Blue
#28	Forest Green
#166	Midnight Blue
#10	Musket
#18	Tuxedo Gray
#117	White
#78	Wineberry

Other colors available via special order.  
12" standard widths in both panel and louvered shutters available.



Cathedral Open Louver Shutter 14½" WIDE (NOMINAL)	
Nominal Length	
25"	
31"	
36"	
39"	
43"	
48"	
52"	
55"	
60"	
64"	
67"	
72"	
75"	
80"	



Williamsburg Raised Panel Shutter 14¾" WIDE	
Nominal Length	
31"	
35"	
39"	
43"	
47"	
51"	
55"	
59"	
63"	
67"	
71"	
75"	
80"	



## SPECIAL-ORDER OPTIONS

<b>Widths</b>	9¼", 12", 14½", 16½", 18"	<b>Custom Shutters</b>
<b>Custom Lengths</b>	18"-144"	• Style-A-Louver™
<b>Custom Styles</b>	Full Louver Offset Mullion Straight Top	• Style-A-Panel™ • Board-N-Batten™ • Louver-Panel Combination

SIDING



## GableMaster® Gable Vents



**Colors:**  
More than 300, plus paintable and stainable.  
Other sizes, styles and colors available. Call for information.

**Features:**  
Lock-on trim ring, sealed-in fiberglass screening, and wire mesh screen available for additional charge. Can be used with any siding product: fiber cement, vinyl, wood, stucco and brick.

Shape	Size	Code
Octagon	22"	MIQC
Round	22"	MIRO
Vertical Oval	21" x 27"	MIOV
Half Round	22" x 34"	MI12RO
Round Top	14" x 22"	MIROTO
Square	12" x 12"	MI1212
Rectangle	12" x 18"	M1218
	18" x 24"	MI1824
	20" x 30"	MI2030

## Mounting Blocks

Matches most siding colors and paintable

Type	Size	Code
Original Mount Master	5" x 6"	MOMA
Jumbo	6" x 10"	MIJUMOMA
Solid Mini	3" x 4-3/4"	MIMOSO
Split Mini	5" x 6-3/4"	MIMORESP
Meter Block	15-1/2" x 16-1/2"	MIMEBL
Electrical Block	7" x 8"	MIELBL
Surface Block	6-3/4" octagon	SUMA
Jumbo Electrical Box	6" x 10"	MIJEB
Super Jumbo Mount Master	8" x 12"	MISJMOMA

## Vinyl Mounting Blocks for Fiber Cement

Paintable #030

Type	Size	Code
Horizontal Mount	9-1/2 x 6-1/4"	MIFCHRM030
Split-Block Mount	6-1/4" x 9-1/2"	MIFCSBM030
Square Mount	8-1/2" x 9"	MIFCSM030

## Utility Vents

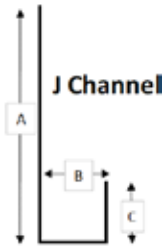
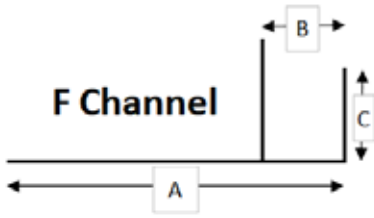
Matches most siding colors and paintable

Type	Size (face)	Code
4" Hooded Dryer Vent	7-1/2" x 6-3/4"	MIDRVE
6" Hooded Dryer Vent	10" x 9-1/10"	MIDRVE6



## NEG: F &amp; J CHANNEL, FASCIA, STARTER

## F & J Channel



Call for pricing.

Standard colors: Musket Brown, White

Item ID	A (in.)	B (in.)	C (in.)	Nominal Thickness (in.)	Material	Length Per Piece (ft)
3/8 F channel	1 1/2	3/8	7/8	.019	Aluminum	12
1/2 F channel	1 1/2	1/2	7/8	.019	Aluminum	12
1/2 J channel	1 1/2	1/2	3/4	.019	Aluminum	12

## Fascia

Standard colors: Black, Musket Brown, White

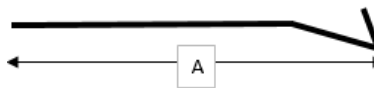
Colors available for certain products and sizes: Almond, Barn Red, Charcoal Gray, Eggshell, Gray, Grecian Green, Royal Brown, Stone Clay, Terra Bronze, Wicker



Call for pricing.

Item ID	A (in.)	B (in.)	Nominal Thickness (in.)	Material	Length Per Piece (ft)
4" Ribbed	4	1	0.019	Aluminum	12
4" Smooth	4	1	0.024	Aluminum	12
6" Ribbed	6	1	0.019	Aluminum	12
6" Smooth	6	1	0.024	Aluminum	12
8" Ribbed	8	1	0.019	Aluminum	12
8" Smooth	8	1	0.024	Aluminum	12
10" Ribbed	10	1	0.024	Aluminum	12
10" Smooth	10	1	0.024	Aluminum	12

## Starter



Item ID	A (in.)	Nominal Thickness (in.)	Material	Length Per Piece (ft)
Alum Starter	2 1/8	.019	Aluminum	10
Galv Starter	2 1/8	30 Gage	Galvanized	10
Wide Starter	3 5/8	30 Gage	Galvanized	10

Call for pricing.

# INSULATION, UNDERLAYMENTS, SHEATHING, FLASHING & CAULK

## Insulation & Underlayments

### DuPont Foil-Faced ISO | 4' x 8' Sheets

1/2"	R3.3	Tuff-R	12TUR
3/4"	R5.0	Tuff-R	34TUR
1"	R6.5	Tuff-R	1TUR

### Polar Industries Weatherall Pro Siding Underlayment

Fan-Fold Foil/Plastic

3/8" x 4' x 50'	38WE
1/2" x 4' x 50'	12WE
8" FOAM BACKER BOARD	8FOBA

### ESP Low-E Housewrap

Single-sided aluminum foil with scrim product laminated to 1/4" polyethylene foam, perforated.

4' x 125'	LOEWHOWR4
5' x 100'	LOEWHOWR5
2-1/2" SCRIMMED ALUM TAPE	LOSCALTA
THERMASHEET ROOF UNDERLAYMENT	LOTHSHESP

### Caulk & Sealants

#### OSI - Low VOC Compliant

QUAD  
QUADMAX - WHITE  
QUADMAX - COLORS

#### GE Silicone 1000 Series

White & Clear GESI

#### AC Products

Flexible Seal FLSE



FIND YOUR  
OSI QUAD  
COLOR MATCH

### J'D Out Kickout Flashing

BLACK, LEFTHAND, RIGHTHAND RAJD



### Protecto Wrap Super Stick Building Tape

4" x 75'	PWSS4
6" x 75'	PWSS6

### GeoCel Gutter Seal

10.3 oz. | 2320

#### Sealants

2300|GEO (cardboard)  
2300 | White & Clear (plastic)

SIDING



## ZIP System® Wall Sheathing

ZIP System® structural wall panels with built-in protective barriers and specially designed ZIP System® tape let you work faster and say goodbye to housewrap forever.

Simply install the panels, tape the seams and you're done!



ZIP Wall	CODE
7/16" x 4' x 8'	716ZIWA
<b>SPECIAL ORDER</b> 7/16" x 4' x 9' SPECIAL ORDER FULL UNITS ONLY	7R6ZIWA9
<b>SPECIAL ORDER</b> 7/16" x 4' x 10' SPECIAL ORDER FULL UNITS ONLY	716ZIWA10
<b>SPECIAL ORDER</b> ZIP R3.6 Insulated Panel 1" x 4' x 8'	Please Call for Price
<b>SPECIAL ORDER</b> ZIP R6.6 Insulated Panel 1-1/2" x 4' x 8'	
<b>SPECIAL ORDER</b> ZIP R9.6 Insulated Panel 2" x 4' x 8'	
<b>SPECIAL ORDER</b> ZIP R12.6 Insulated Panel 2-1/2" x 4' x 8'	

### Tapes & Tools

Tapes & Tools	CODE
3.75" x 90' Tape (1 roll per 7 ZIP panels)	ZITA
6" x 75' Tape	ZITA6
3.75" ZIP Tape Gun	ZITAGU

### Installs Faster & Easier

- Up to 40% faster than traditional sheathing and housewrap<sup>1</sup>

### Eliminates Rework

- Protective barrier is built into the panel, eliminating rips and tears typical of traditional housewrap
- ZIP System tape will not blow off

### Code-Recognized Water-Resistive Barrier

- Built-in Stormex® water-resistive barrier keeps bulk water out during and after construction and eliminates the risk of water becoming trapped between housewrap and sheathing

### Structural 1 Rated

- 4' x 9' and 4' x 10' panels

### Type 1 Air Barrier

- Reduces air infiltration, helping to maintain the R-value of insulation and promote energy efficiency
- ZIP System tape reduces air leaks

### Panel Breathability

- Specially engineered to vent moisture vapor through the panel, letting walls breathe and dry out

### Peace of mind

- Limited 30-year system warranty<sup>2</sup>

<sup>1</sup> Based on time studies conducted by an independent third party and 2005 ZIP System builder survey.

<sup>2</sup> Limitations and restrictions apply — see zipsystem.com for details.

For ZIP Roof Panels,  
see page 165

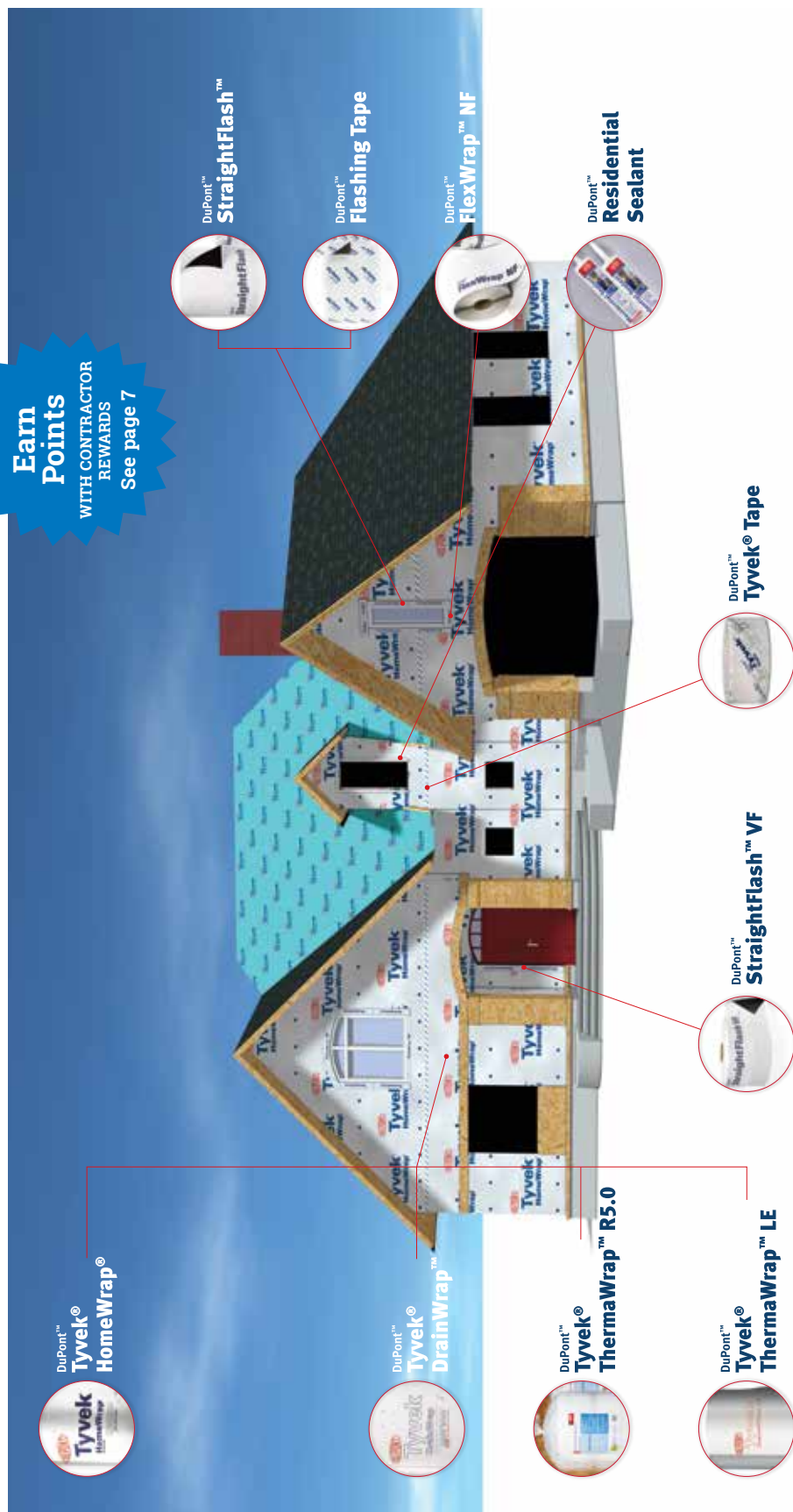
ZIP System Wall is recognized by IBC and IRC (ESR-1474) as a structural wall panel and water-resistive barrier all in one. FL DCA Product Approval Number 6565-R2.

## TYVEK: WEATHER-RESISTANT BARRIERS &amp; FLASHINGS

DUPONT

Tyvek®

tyvek.com



DuPont™  
**Tyvek®**  
HomeWrap®

DuPont™  
**Tyvek®**  
DrainWrap™

DuPont™  
**Tyvek®**  
ThermaWrap™ R5.0

DuPont™  
**Tyvek®**  
ThermaWrap™ LE

DuPont™  
**StraightFlash™ VF**

DuPont™  
**Tyvek® Tape**

DuPont™  
**StraightFlash™**

DuPont™  
**Flashing Tape**

DuPont™  
**FlexWrap™ NF**

DuPont™  
**Residential Sealant**

**Tyvek Housewrap**

9' x 150' (1350 s.f.) 9DUTY150  
5' x 200' (1000 s.f.) 5DUTY  
3' x 165' (495 s.f.) 3DUTY

**Tyvek DrainWrap**

9' x 125' 9DUTYDRWR

**Tyvek Tape**

2" x 55-yard Roll Tape TYTA  
3" x 55-yard Roll Tape TYTA3

**Tyvek Flashing Tape**

4" x 75' Flashing Tape 4DUTYFLTA7

**Tyvek Flexwrap™ NF**

6" x 75' Roll 6DUTYFWNF  
9" x 75' Roll 9DUTYFWNF  
/roll

**Tyvek StraightFlash**

4" x 150' 4DUTYSTFL

**Tyvek VersaFlange**

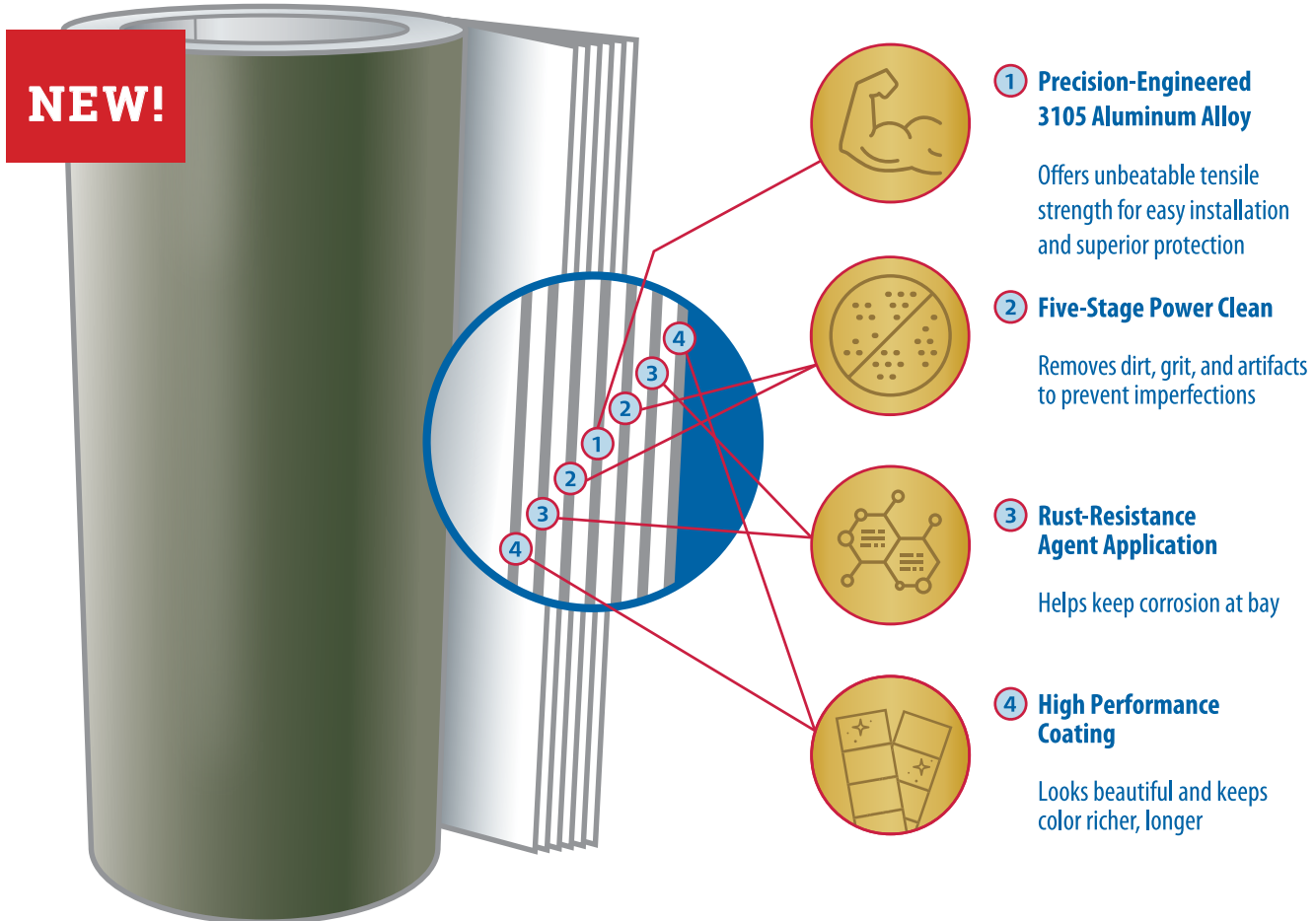
6" x 125' 6DUTYSFVF

**Tyvek Weatherization Sealant**

10.3 oz. DUWSE



**TRIM COIL** doesn't simply cover up your exposed trim. Our proprietary process results in a product that **actively protects** homes from the elements, keeping them looking beautiful for longer.



Our exclusive **smooth Dymalar® 2000** finish to create easy-to-form, mark and abrasion-resistant trim coil. **It's engineered to withstand the harshest elements for a lifetime of virtually maintenance-free beauty**, and ALSCO® aluminum products are backed by a limited, lifetime warranty guaranteed not to crack, split, peel, flake or rust.

ALSCO® Trim Coil is available in 24 in. x 50 ft. coil size and offers the very best color matches to virtually any siding in today's marketplace, including many leading brands like **CertainTeed®, James Hardie®, and more.**

### Made right in America's Heartland.

We've been a privately-owned American company since our founding in 1947.

**Today, ALSCO directly employs 100 American workers**, and our decisions to obtain manufacturing materials locally supports even more jobs right here in the USA.



Call for pricing.

## ROOFING CHECKLIST

A typical roofing project might include all or most of the following items.

Use this list as a handy reminder when you do an estimate or place your order with Erie Materials.

**ROOFING CHECKLIST**

- \_\_\_\_\_ Shingles
- \_\_\_\_\_ Starter
- \_\_\_\_\_ Underlayment
- \_\_\_\_\_ Hip/Ridge
- \_\_\_\_\_ Ice & Water Protection
- \_\_\_\_\_ Cement
- \_\_\_\_\_ Brushes/Trowels
- \_\_\_\_\_ Pipe Flashing Boots
- \_\_\_\_\_ Roll Flashing
- \_\_\_\_\_ Step Flashing
- \_\_\_\_\_ Drip Edge
- \_\_\_\_\_ Roof Vents
- \_\_\_\_\_ Ridge Vent
- \_\_\_\_\_ Ridge Vent Connectors
- \_\_\_\_\_ Ridge Vent End Plugs
- \_\_\_\_\_ Nails
- \_\_\_\_\_ Staples
- \_\_\_\_\_ Plywood/OSB
- \_\_\_\_\_ Zip Roof Panels

# ROOFING TAKE-OFF FORM



DOWNLOAD  
HERE

STEEP-SLOPE ROOFING



**CONTRACTOR:** \_\_\_\_\_ **DELIVERY DATE:** \_\_\_\_\_  
**CONTACT #:** \_\_\_\_\_ **DELIVERY TIME:** \_\_\_\_\_  
**JOB NAME:** \_\_\_\_\_ **PO #** \_\_\_\_\_  
**DELIVERY ADDRESS:** \_\_\_\_\_

		PRICE	EXTENSION
SHINGLES			
STARTER SHINGLES	HIPS/ RIDGE		
UNDERLAYMENT	CAP NAILS		
ICE & WATER			
DRIP EDGE			
FLASHING	5X7 / 3X8		
VENTS			
PLYWOOD & ZIP	SKYLIGHTS		
HAND NAILS	COIL NAILS		
FLASHING/ CURBS	FLANGES (PIPE BOOTS)		
CEMENT	STAPLES		
TORCH DOWN (APP) PEEL & STICK	BASE SHEET		
BOOM TRUCK NEEDED?	<input type="checkbox"/> YES <input type="checkbox"/> NO	SUB-TOTAL	
MISC		TAX	
		TOTAL	

ALBANY | AUBURN | BINGHAMTON | ELMIRA | SCRANTON | SYRACUSE | UTICA | WATERTOWN | WILLIAMSPORT

CERTAINTEED: LUXURY SHINGLES

# Grand Manor®

**certainteed**  
SAINT-GOBAIN

certainteed.com

Stonegate Gray

Black Pearl

Brownstone

Colonial Slate

Gatehouse Slate

Georgian Brick

Sherwood Forest

Stonegate Gray

Weathered Wood

## Enhanced Limited Lifetime Warranty

+ 10-Year SureStart™ Protection  
Material, Labor, Tear-Off and Disposal

- 18" x 36", 8" exposure
- 2 full-size, fiberglass-base shingles with randomly applied tabs
- Authentic depths and dimensions of natural slate
- Virtual five-layer coverage when applied
- 30-year StreakFighter™ warranty
- 15-year 110-mph wind-resistance warranty – 130-mph upgrade available
- Starter: High-Performance Starter
- Hip/Ridge: Shangle Ridge

*See warranty for specific details and limitations.*

CertainTeed products are tested to ensure the highest quality and compliance with the following industry standards:

### Fire Resistance:

- UL Class A
- UL-certified to meet ASTM D3018 Type 1

### Wind Resistance:

- UL-certified to meet ASTM D3018 Type 1
- ASTM D3161 Class F

### Impact Resistance:

- US2218 Class 4

### Tear Resistance:

- UL-certified to meet ASTM D3462
- CSA standard A123.5

### Wind-Driven-Rain Resistance:

- Miami-Dade Product Control Acceptance

### Quality Standards:

- ICC-ES-ESR-1389 & ESR-3537



COLORVIEW®  
VISUALIZER

**!**  
**ALWAYS**  
SELECT COLOR  
FROM PRODUCT SAMPLES

SPECIAL  
ORDER

Presidential Shake in  
Charcoal Black

## Enhanced Limited Lifetime Warranty

+ 10-Year SureStart™ Protection  
Material, Labor, Tear-Off and Disposal

## Presidential Shake® TL



Aged Bark




Autumn Blend



Charcoal Black



Country Gray



Shadow Gray

- 14-1/4" x 40", 4" exposure
- Three-piece laminated fiberglass construction
- Distinctive sculpted, rustic look
- 30-year StreakFighter™ warranty
- 15-year 110-mph wind-resistance warranty; 130-mph upgrade available
- Starter: Presidential Starter
- Hip/Ridge: Cedar Crest

*See warranty for specific details and limitations.*

CertainTeed products are tested to ensure the highest quality and compliance with the following industry standards:

### Fire Resistance:

- UL Class A
- UL-certified to meet ASTM D3018 Type 1

### Wind Resistance:

- UL-certified to meet ASTM D3018 Type 1
- ASTM D3161 Class F

### Tear Resistance:

- UL-certified to meet ASTM D3462
- CSA standard A123.5

### Wind-Driven-Rain Resistance:

- Miami-Dade Product Control Acceptance

### Quality Standards:

- ICC-ES-ESR-1389 & ESR-3537


## Presidential Shake®



Aged Bark



Autumn Blend



Charcoal Black



Shadow Gray



Weathered Wood



Classic Weathered Wood

- 14-1/4" x 40", 4" exposure
- Two-piece laminated fiberglass construction
- Distinctive sculpted, rustic look
- 30-year StreakFighter™ warranty
- 15-year 110-mph wind-resistance warranty; 130-mph upgrade available
- Starter: Presidential Starter
- Hip/Ridge: Cedar Crest

*See warranty for specific details and limitations.*

CertainTeed products are tested to ensure the highest quality and compliance with the following industry standards:

### Fire Resistance:

- UL Class A
- UL-certified to meet ASTM D3018 Type 1

### Wind Resistance:

- UL-certified to meet ASTM D3018 Type 1
- ASTM D3161 Class F

### Tear Resistance:

- UL-certified to meet ASTM D3462
- CSA standard A123.5

### Wind-Driven-Rain Resistance:

- Miami-Dade Product Control Acceptance

### Quality Standards:

- ICC-ES-ESR-1389 & ESR-3537



SPECIAL  
ORDER

CERTAINTEED: LUXURY SHINGLES

## Carriage House®

certainteed  
SAINT-GOBAIN

certainteed.com

Black Pearl

Brownstone

Colonial Slate

Gatehouse Slate

Georgian Brick

Sherwood Forest

Stonegate Gray

Victorian Blue

Sherwood Forest

## Enhanced Limited Lifetime Warranty

+ 10-Year SureStart™ Protection  
Material, Labor, Tear-Off and Disposal

- 18" x 36", 8" exposure
- Two full-size, fiberglass-base shingles
- Unique chamfered cut for scalloped appearance
- 4-layer coverage when applied
- 30-year StreakFighter™ warranty
- 15-year 110-mph wind-resistance warranty; 130-mph upgrade available
- Starter: Carriage House Shingle (8" exposed portion removed)
- Hip/Ridge: Shingle Ridge

See warranty for specific details and limitations.

CertainTeed products are tested to ensure the highest quality and compliance with the following industry standards:

**Fire Resistance:**

- UL Class A
- UL-certified to meet ASTM D3018 Type 1

**Wind Resistance:**

- UL-certified to meet ASTM D3018 Type 1
- ASTM D3161 Class F

**Tear Resistance:**

- UL-certified to meet ASTM D3462
- CSA standard A123.5

**Impact Resistance:**

- US2218 Class 4

**Wind-Driven-Rain Resistance:**

- Miami-Dade Product Control Acceptance

**Quality Standards:**

- ICC-ES ESR-1389 & ESR-3537

COLORVIEW®  
VISUALIZERSPECIAL  
ORDER

Colonial Slate

## Enhanced Limited Lifetime Warranty

+ 10-Year SureStart™ Protection  
Material, Labor, Tear-Off and Disposal

- 18" x 36", 8" exposure
- One full-size, fiberglass-base shingle with randomly applied tabs
- 30-year StreakFighter™ warranty
- 15-year 110-mph wind-resistance warranty; 130-mph upgrade available
- CertainTeed Starter and hip and ridge accessory available
- **Starter:** High-Performance Starter
- **Hip/Ridge:** Cedar Crest or Shangle Ridge

*See warranty for specific details and limitations.*

CertainTeed products are tested to ensure the highest quality and compliance with the following industry standards:

### Fire Resistance:

- UL Class A
- UL-certified to meet ASTM D3018 Type 1

### Wind Resistance:

- UL-certified to meet ASTM D3018 Type 1
- ASTM D3161 Class F

### Tear Resistance:

- UL-certified to meet ASTM D3462

### Impact Resistance:

- All colors available in a version that meets UL2218 Class 43 or Class 4



Black Granite

Colonial Slate

Gatehouse Slate

Shenandoah

Stonegate Gray

Weathered Wood

SPECIAL  
ORDER

CERTAINTEED: DESIGNER SHINGLES

## Landmark® Premium


 certainteed
   
SAINT-GOBAIN

certainteed.com

Max Def Pewterwood

## Enhanced Limited Lifetime Warranty

 + 10-Year SureStart™ Protection  
 Material, Labor, Tear-Off and Disposal

- 13-1/4" x 38-3/4", 5-5/8" exposure
- Two-piece laminated fiberglass base construction
- Classic shades and dimensional appearance of natural wood or slate
- 30-year StreakFighter™ warranty
- 15-year 110-mph wind-resistance warranty; 130-mph upgrade available
- Starter: SwiftStart
- Hip/Ridge: Cedar Crest or Shadow Ridge

See warranty for specific details and limitations.

CertainTeed products are tested to ensure the highest quality and compliance with the following industry standards:

**Fire Resistance:**

- UL Class A
- UL-certified to meet ASTM D3018 Type 1

**Wind Resistance:**

- UL-certified to meet ASTM D3018 Type 1
- ASTM D3161 Class F

**Tear Resistance:**

- UL-certified to meet ASTM D3462
- CSA standard A123.5

**Quality Standards:**

- ICC-ES-ESR-1389 & ESR-3537


 COLORVIEW®  
 VISUALIZER


Max Def Burnt Sienna

Max Def Colonial Slate

Max Def Driftwood

Max Def Moire Black

Max Def Pewterwood

Max Def Weathered Wood

 SPECIAL  
 ORDER

All prices subject to change. Not responsible for typographical errors.  
 See [eriematerials.com/updates](http://eriematerials.com/updates) for major price announcements.

ERIE MATERIALS.COM

Max Def Moire Black

## Enhanced Limited Lifetime Warranty

+ 10-Year SureStart™ Protection  
Material, Labor, Tear-Off and Disposal

IN  
STOCK

- 13-1/4" x 38-3/4", 5-5/8" exposure
  - Two-piece laminated fiberglass-base construction
  - Classic shades and dimensional appearance of natural wood or slate
  - 30-year StreakFighter™ warranty
  - 15-year 110-mph wind-resistance warranty; 130-mph upgrade available
  - **Starter:** SwiftStart
  - **Hip/Ridge:** Cedar Crest or Shadow Ridge
- See warranty for specific details and limitations.

CertainTeed products are tested to ensure the highest quality and compliance with the following industry standards:

### Fire Resistance:

- UL Class A
- UL-certified to meet ASTM D3018 Type 1

### Wind Resistance:

- UL-certified to meet ASTM D3018 Type 1
- ASTM D3161 Class F

### Impact Resistance:

- UL 2218 Class 3

### Tear Resistance:

- UL-certified to meet ASTM D3462
- CSA standard A123.5

### Quality Standards:

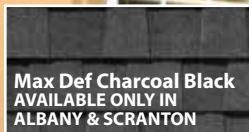
- ICC-ES-ESR-1389 & ESR-3537



Max Def Burnt Sienna



Max Def Heather Blend



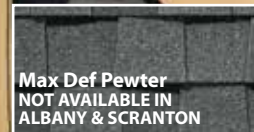
Max Def Charcoal Black  
AVAILABLE ONLY IN  
ALBANY & SCRANTON



Max Def Moire Black



Max Def Coastal Blue



Max Def Pewter  
NOT AVAILABLE IN  
ALBANY & SCRANTON



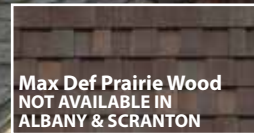
Max Def Cobblestone Gray



Max Def Pewterwood  
AVAILABLE ONLY IN  
ALBANY & SCRANTON



Max Def Colonial Slate




Max Def Prairie Wood  
NOT AVAILABLE IN  
ALBANY & SCRANTON



Max Def Driftwood



Max Def Red Oak



Max Def Espresso



Max Def Resawn Shake



Max Def Evergreen



Max Def Shenandoah



Max Def Georgetown Gray



Max Def Weathered Wood

SPECIAL  
ORDER

NEW COLORS

CERTAINTEED: DESIGNER SHINGLES

## Highland Slate®

certainteed  
SAINT-GOBAIN

certainteed.com

Smokey Quartz

## Enhanced Limited Lifetime Warranty

+ 10-Year SureStart™ Protection  
Material, Labor, Tear-Off and Disposal

- 18" x 36", 8" exposure
  - Single-layer fiberglass-based construction
  - Blended shades and dimensional appearance of natural slate
  - 25-year StreakFighter™ warranty
  - 15-year 110-mph wind-resistance warranty; 130-mph upgrade available
  - **Starter:** High-Performance Starter or shingle with 8" lower portion removed
  - **Hip/Ridge:** Cedar Crest or Shangle Ridge
- See warranty for specific details and limitations.

CertainTeed products are tested to ensure the highest quality and compliance with the following industry standards:

**Fire Resistance:**

- UL 790 Class A
- UL-certified to meet ASTM D3018 Type 1
- ASTM E 108 Class A

**Wind Resistance:**

- UL 2390/ASTM D 6381 Class H
- ASTM D3161 Class F

**Tear Resistance:**

- UL-certified to meet ASTM D3462
- CSA standard A123.5

**Quality Standards:**

- ICC-ES-ESR-1389 & ESR-3537

COLORVIEW®  
VISUALIZER

Black Granite

Fieldstone

New England Slate

Smokey Quartz

Max Def Weathered Wood

SPECIAL  
ORDER

Driftwood

## Enhanced Limited Lifetime Warranty

+ 10-Year SureStart™ Protection  
Material and Labor

- 13-1/4" x 38-3/4", 5-5/8" exposure
- 2-piece laminated fiberglass-base construction
- Classic shades and dimensional appearance of natural wood or slate
- 25-year StreakFighter™ Warranty
- 15-year 110-mph wind-resistance warranty; 130-mph upgrade available
- **Starter:** SwiftStart
- **Hip/Ridge:** Cedar Crest or Shadow Ridge

See warranty for specific details and limitations.

CertainTeed products are tested to ensure the highest quality and comply with the following industry standards:

### Fire Resistance:

- UL Class A
- UL-certified to meet ASTM D3018 Type 1

### Wind Resistance:

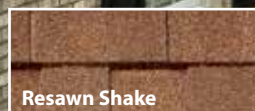
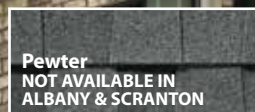


- UL-certified to meet ASTM D3018 Type 1
- ASTM D3161 Class F

### Tear Resistance:

- UL-certified to meet ASTM D3462
- CSA standard A123.5

### Quality Standards:

- ICC-ES-ESR-1389 & ESR-3537



CERTAINTEED: TRADITIONAL SHINGLES

XT25™

certainteed

SAINT-GOBAIN

certainteed.com

Moire Black

- Fiberglass composition
  - Designed for long-lasting performance and durability
  - 12" x 36", 5" exposure
  - 25-year limited transferable warranty
  - 10-year StreakFighter™ warranty
  - 5-year SureStart™ protection
  - 5-year 60-mph wind-resistance warranty
- See warranty for specific details and limitations.

CertainTeed products are tested to ensure the highest quality and compliance with the following industry standards:

**Fire Resistance:**

- UL Class A
- UL-certified to meet ASTM D3018 Type 1

**Wind Resistance:**


- UL-certified to meet ASTM D3018 Type 1
- ASTM D3161 Class F

**Tear Resistance:**

- UL-certified to meet ASTM D3462
- CSA standard A123.5

**Quality Standards:**

- ICC-ES-ESR-1389 & ESR-3537



XT25 shingles are stocked on a limited basis.  
Please call your local Erie Materials branch  
for availability.



Available Colors

**Antique Slate**  
(less contrast than English Gray)

**English Gray**

**Royal Slate**

**Weathered Slate**



Color Shown:  
Antique Slate

**Slateline® Shingles: Bold shadow lines and tapered cut-outs create the look of slate at a fraction of the cost**



Scan this QR Code to  
learn more about  
Advanced Protection



### Highest Roofing Fire Rating

UL Class A, Listed to ANSI/UL 790.

### Stays in Place

Dura Grip™ Adhesive seals each shingle tightly and reduces the risk of shingle blow-off. Shingles warranted to withstand winds up to 130 mph (209 km/h).<sup>1</sup>

### Peace of Mind

Lifetime limited transferable warranty with Smart Choice® Protection (non-prorated material and installation labor coverage) for the first ten years.<sup>2</sup>

### Perfect Finishing Touch

Use Timbertex® Premium Ridge Cap Shingles.

### Premium Color Blends

Combine our latest granule colors with GAF's advanced blending technology, resulting in exceptionally vibrant, premium color options.

### High Performance

Designed with Advanced Protection® Shingle Technology, which reduces the use of natural resources while providing excellent protection for your home.

### 25-Year StainGuard Plus™ Algae Protection Limited Warranty<sup>4</sup>

Proprietary GAF Time-Release Algae-Fighting Technology helps protect your shingles from unsightly stains.

### Product/System Specifics

- Fiberglass asphalt construction
- Dimensions (approx.): 17"x40" (431.8 x 1016mm)
- Exposure: 7 1/2" (190.5mm)
- Bundles/sq: 3
- Pieces/square: 48
- StainGuard Plus™ Algae Protection Limited Warranty<sup>4</sup>
- Limited Warranty
- Hip/Ridge: TimberTex<sup>®3</sup>
- Starter: WeatherBlocker™

### Applicable Standards & Protocols:

- UL listed to ANSI/UL 790 Class A
- UL997 modified to 100mph
- State of Florida approved
- Classified by UL in accordance with ICC-ES AC438
- Meets ASTM D3018, Type 1
- Meets ASTM D3161, class F
- Meets ASTM D3462<sup>5</sup>
- Meets ASTM D7158, Class H
- Miami-Dade County Product Control Approved
- Meets Texas Department of Insurance Evaluation

<sup>1</sup> This wind speed coverage requires special installation; see GAF Shingle & Accessory Limited Warranty for details.

<sup>2</sup> See GAF Shingle & Accessory Limited Warranty for complete coverage and restrictions. The word "Lifetime" refers to the length of coverage provided by the GAF Shingle & Accessory Limited Warranty and means as long as the original individual owner(s) of a single-family detached residence (or the second owner(s) in certain circumstances) owns the property where the shingles are installed. For owners/structures not meeting the above criteria, Lifetime coverage is not applicable.

<sup>3</sup> These products are not available in all areas. See [www.gaf.com/ridgecapavailability](http://www.gaf.com/ridgecapavailability) for details.

<sup>4</sup> 25-year StainGuard Plus™ Algae Protection Limited Warranty against blue-green algae discoloration is available only on products sold in packages bearing the StainGuard Plus™ logo. See GAF Shingle & Accessory Limited Warranty for complete coverage and restrictions.

<sup>5</sup> Periodically tested by independent and internal labs to ensure compliance with ASTM D3462 at time of manufacture.

<sup>6</sup> Lifetime refers to the length of warranty coverage provided and means as long as the original individual owner(s) of a single-family detached residence (or eligible second owner(s)) owns the property where the qualifying GAF products are installed. For other owners/structures, Lifetime coverage is not applicable. Lifetime coverage on shingles requires use of GAF Lifetime shingles only. See GAF Shingle & Accessory Limited Warranty for complete coverage and restrictions. Lifetime coverage on shingles and accessories requires use of any GAF Lifetime Shingle and at least 3 qualifying GAF accessories. See GAF Shingle & Accessory Limited Warranty (italics) for complete coverage and restrictions. Visit [gaf.com/LRS](http://gaf.com/LRS) for qualifying GAF products. For installations not eligible for the GAF Roofing System Limited Warranty, see the GAF Shingle & Accessory Limited Warranty.

## GAF: LIFETIME SHINGLES



Available Colors

Color Shown:  
Cedar Falls

To make a bold color statement with your new roof, explore the vibrant contrasting hues of the Timberline HDZ® Harvest Blend Color Collection.



Scan this QR Code to learn more about StainGuard® Plus Algae Protection Limited Warranty¹

¹ 25-year StainGuard Plus™ Algae Protection Limited Warranty against blue-green algae discoloration is available only on products sold in packages bearing the StainGuard Plus™ logo. See GAF Shingle & Accessory Limited Warranty for complete coverage and restrictions.

² Results based on study conducted by Home Innovation Research Labs, an independent research lab, comparing installation of Timberline HDZ® Shingles to Timberline HDZ® Shingles on a 16-square foot deck using standard 4-nail nailing pattern under controlled laboratory conditions. Actual results may vary.

³ 15-year WindProven™ limited wind warranty on Timberline® AH Shingles requires the use of GAF Starter Strips, Roof Deck Protection, Ridge Cap Shingles, and Leak Barrier or Attic Ventilation. See GAF Roofing System Limited Warranty for complete coverage and restrictions. Visit [gaf.com/URS](http://gaf.com/URS) for qualifying GAF products.

⁴ These products are not available in all areas. See [www.gaf.com/ridgecapavailability](http://www.gaf.com/ridgecapavailability) for details.

⁵ Applies to some plants (that make referenced product).

⁶ Periodically tested by independent and internal labs to ensure compliance with ASTM D3462 at time of manufacture.

⁷ Lifetime refers to the length of warranty coverage provided and means as long as the original individual owner(s) of a single-family detached residence (or eligible second owner(s)) owns the property where the qualifying GAF products are installed. For other owners/structures, Lifetime coverage is not applicable. Lifetime coverage on shingles requires use of GAF Lifetime shingles only. See GAF Shingle & Accessory Limited Warranty for complete coverage and restrictions. Lifetime coverage on shingles and accessories requires use of any GAF Lifetime Shingle and at least 3 qualifying GAF accessories. See GAF Shingle & Accessory Limited Warranty for complete coverage and restrictions. Visit [gaf.com/URS](http://gaf.com/URS) for qualifying GAF products. For installations not eligible for the GAF Roofing System Limited Warranty, see the GAF Shingle & Accessory Limited Warranty.

Note: It is difficult to reproduce the color clarity and actual color blends of these products. Before selecting your color, please ask to see several full-size shingles. Color availability may vary, ask an associate for details.

**Custom-designed color palette**

Professionally designed color palette featuring subtle blends with contrasting colors.

**Extra-dimensional**

Optimized construction and advanced color application techniques result in an extra-dimensional look.

**LayerLock™ Technology**

Mechanically fuses the common bond between overlapping shingle layers.

**Up to 99.9% nailing accuracy**

The StrikeZone™ nailing area is so easy to hit that 999 out of 1,000 nails were placed correctly in testing.<sup>2</sup>

**WindProven™ Limited Wind Warranty**

Timberline HDZ® Shingles are eligible for a wind warranty with no maximum wind speed limitation.<sup>3</sup>

**Dura Grip™ sealant**

Pairs with the smooth microgranule surface of the StrikeZone™ nailing area for fast tack. Then, an asphalt-to-asphalt monolithic bond cures for durability, strength, and exceptional wind uplift performance.

**25-Year StainGuard Plus™ Algae Protection Limited Warranty¹**

Proprietary GAF Time-Release Algae-Fighting Technology helps protect your shingles from unsightly stains.

**High performance**

Designed with Advanced Protection® Shingle Technology.

**Perfect finishing touch**

For the best look, use TimberTex® Premium Ridge Cap Shingles<sup>4</sup>

**Product/System Specifics**

- Fiberglass asphalt construction
- Dimensions (approx.): 13 1/4" x 39 3/8" (336.5 x 1,001.1 mm)
- Exposure: 5 5/8" (142.88 mm)
- Bundles/Square: 3
- StainGuard Plus™ Algae Protection Limited Warranty¹
- Hip/Ridge: TimberTex®; Seal-A-Ridge®
- Starter: Pro-Start®; WeatherBlocker™; QuickStart®

**Applicable Standards & Protocols:**

- UL Listed to ANSI/UL 790 Class A
- Miami-Dade County Product Control approved
- State of Florida approved<sup>5</sup>
- Classified by UL in accordance with ICC-ES AC438
- Meets ASTM D7158, Class H
- Meets ASTM D3161, Class F
- Meets ASTM D3018, Type 1
- Meets ASTM D3462<sup>6</sup>
- ICC-ES Evaluation Reports ESR-1475 and ESR-3267
- Texas Department of Insurance listed





Available Colors

Barkwood	Biscayne Blue
Charcoal	Fox Hollow Gray
Hickory	Hunter Green
Mission Brown	Oyster Gray
Patriot Red	Pewter Gray
Shakewood	Slate
Weathered Wood	Williamsburg Slate



Color Shown:  
Weathered Wood

America's #1-selling shingle just got better! The same shingle you know and love, now with LayerLock™ Technology and GAF Time-Release Algae-Fighting Technology.



Up to 99.9%  
nailing accuracy  
with StrikeZone™  
nailing area  
Compared to Timberline®  
HD Shingles



Scan this QR Code to  
learn more about  
Timberline HDZ® Shingles

<sup>1</sup> Results based on study conducted by Home Innovation Research Labs, an independent research lab, comparing installation of Timberline HDZ® Shingles to Timberline HDZ® Shingles on a 16-square roof deck using standard 4-nail nailing pattern under controlled laboratory conditions. Actual results may vary.

<sup>2</sup> 15-year WindProven™ limited wind warranty on Timberline HDZ® shingles requires the use of GAF Starter Strips, Roof Deck Protection, Ridge Cap Shingles, and Leak Barrier or Attic Ventilation. See GAF Roofing System Limited Warranty for complete coverage and restrictions. Visit [gaf.com/LRS](http://gaf.com/LRS) for qualifying GAF products.

<sup>3</sup> 25-year StainGuard Plus™ Algae Protection Limited Warranty against blue-green algae discoloration is available only on products sold in packages bearing the StainGuard Plus™ logo. See GAF Shingle & Accessory Limited Warranty for complete coverage and restrictions.

<sup>4</sup> These products are not available in all areas. See [www.gaf.com/ridgecapavailability](http://www.gaf.com/ridgecapavailability) for details.

<sup>5</sup> Periodically tested by independent and internal labs to ensure compliance with ASTM D3462 at time of manufacture.

<sup>6</sup> Lifetime refers to the length of warranty coverage provided and means as long as the original individual owner(s) of a single-family detached residence (or eligible second owner(s)) owns the property where the qualifying GAF products are installed. For other owners/structures, Lifetime coverage is not applicable. Lifetime coverage on shingles requires use of GAF Lifetime Shingles only. See GAF Shingle & Accessory Limited Warranty for complete coverage and restrictions. Lifetime coverage on shingles and accessories requires use of any GAF Lifetime Shingle and at least 3 qualifying GAF accessories. See GAF Shingle & Accessory Limited Warranty for complete coverage and restrictions. Visit [gaf.com/LRS](http://gaf.com/LRS) for qualifying GAF products. For installations not eligible for the GAF Roofing System Limited Warranty, see the GAF Shingle & Accessory Limited Warranty.

Note: It is difficult to reproduce the color clarity and actual color blends of these products. Before selecting your color, please ask to see several full-size shingles. Color availability may vary, ask an associate for details.

### LayerLock™ Technology

Mechanically fuses the common bond between overlapping shingle layers.

### Up to 99.9% nailing accuracy

The StrikeZone™ nailing area is so easy to hit that 999 out of 1,000 nails were placed correctly in testing.<sup>1</sup>

### WindProven™ Limited Wind Warranty

Timberline HDZ® Shingles are eligible for a wind warranty with no maximum wind speed limitation.<sup>2</sup>

### Dura Grip™ sealant

Pairs with the smooth microgranule surface of the StrikeZone™ nailing area for fast tack. Then, an asphalt-to-asphalt monolithic bond cures for durability, strength, and exceptional wind uplift performance.

### 25-Year StainGuard Plus™ Algae Protection Limited Warranty<sup>3</sup>

Proprietary GAF Time-Release Algae-Fighting Technology helps protect your shingles from unsightly stains.

### High Performance

Designed with Advanced Protection® Shingle Technology.

### Perfect Finishing Touch

For the best look, use TimberTex® Premium Ridge Cap Shingles.<sup>4</sup>

### Product/System Specifics

- Fiberglass asphalt construction
- Dimensions (approx.): 13 1/4" x 39 3/8" (337 x 1,000 mm)
- Exposure: 5 5/8" (143 mm)
- Bundles/Square: 3
- Pieces/Square: 64
- StainGuard Plus™ Algae Protection Limited Warranty<sup>3</sup>
- Hip/Ridge: TimberTex®; Seal-A-Ridge®
- Starter: Pro-Start®; QuickStart®; WeatherBlocker™

### Applicable Standards & Protocols:

- UL Listed to ANSI/UL 790 Class A
- State of Florida approved
- Classified by UL in accordance with ICC-ES AC438
- Meets ASTM D7158, Class H
- Meets ASTM D3161, Class F
- Meets ASTM D3018, Type 1
- Meets ASTM D3462<sup>5</sup>
- Miami-Dade County Product Control approved
- ICC-ES Evaluation Reports ESR-1475 and ESR-3267
- Meets Texas Department of Insurance Requirements

(U.S. Only). Rated by the CRRC. Can be used to comply with Title 24 cool roof requirements

© 2021 GAF



## Armourshake™

SPECIAL ORDER



PERFORMANCE NEVER LOOKED SO GOOD



HI-DEF COLORS



IKO ADVANTAGE SIZE



CLASS A FIRE RESISTANCE RATING



FASTLOCK® SEALANT

### SPECIFICATIONS<sup>5</sup>

Limited Warranty <sup>1</sup>	Limited Lifetime <sup>3</sup>	Dimensions (L x W)	37 3/8 in (950 mm) x 18 11/16 in (475 mm)
Iron Clad Protection <sup>1</sup>	15 Years	Exposure	5 1/2 in (140 mm)
Limited Wind Warranty <sup>1</sup>	110 mph (177 km/h)	Approximate Coverage	Class 3 & Class 4 – 5 bds/sq
Limited High Wind Warranty Upgrade <sup>1,2</sup>	130 mph (210 km/h)	Shingles Per Square	70
Blue-Green Algae Resistant <sup>1</sup>	Yes		


### STANDARDS<sup>6</sup>

ASTM D3462	ASTM D3018
ASTM D7158 – Class H	ASTM D3161 – Class F
ASTM E108/UL 790 – Class A	CSA A123.5
FM 4473 – Class 3 <sup>4</sup> Class 4 <sup>4</sup> is also available (Shadow Black only)	



## Crowne Slate™

SPECIAL ORDER



PERFORMANCE NEVER LOOKED SO GOOD



10" EXPOSURE



HI-DEF COLORS



CLASS A FIRE RESISTANCE RATING



FULL COVERAGE  
(100 SQ FT/4 BUNDLES)

### SPECIFICATIONS<sup>5</sup>

Limited Warranty <sup>1</sup>	Limited Lifetime <sup>3</sup>	Dimensions (L x W)	39 1/2 in (1003 mm) x 13 1/4 in (336 mm)
Iron Clad Protection <sup>1</sup>	15 Years	Exposure	10 in (254 mm)
Limited Wind Warranty <sup>1</sup>	110 mph (177 km/h)	Coverage Per Bundle	25 ft <sup>2</sup> (2.32 m <sup>2</sup> )
Limited High Wind Warranty Upgrade <sup>1,2</sup>	130 mph (210 km/h)	Shingles Per Square	40
Blue-Green Algae Resistant <sup>1</sup>	Yes		

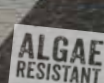
### STANDARDS<sup>6</sup>

ASTM D3462	ASTM D3018
ASTM D7158 – Class H	ASTM D3161 – Class F
ASTM E108/UL 790 – Class A	FM 4473 – Class 4 <sup>1</sup>



## Royal Estate™

SPECIAL ORDER



5 5/8" EXPOSURE



FASTLOCK® SEALANT



HI-DEF COLORS




CLASS A FIRE RESISTANCE RATING\*

### SPECIFICATIONS<sup>5</sup>

Limited Warranty <sup>1</sup>	Limited Lifetime <sup>3</sup>	Dimensions (L x W)	40 in (1016 mm) x 13 1/4 in (336 mm)
Iron Clad Protection <sup>1</sup>	15 Years	Exposure	5 5/8 in (143 mm)
Limited Wind Warranty <sup>1</sup>	110 mph (177 km/h)	Coverage Per Bundle	33 1/3 ft <sup>2</sup> (3.1 m <sup>2</sup> )
Limited High Wind Warranty Upgrade <sup>1,2</sup>	130 mph (210 km/h)	Shingles Per Square	64
Blue-Green Algae Resistant <sup>1</sup>	Yes		

### STANDARDS<sup>6</sup>

ASTM D3462	ASTM D3018
ASTM D7158 – Class H	ASTM D3161 – Class F
ASTM E108/UL 790 – Class A	



**IMPORTANT!** To ensure complete satisfaction, please view several full-size shingles and an actual roof installation prior to final color selection as the shingle swatches and photography shown online, in our brochures and in our **ROOFViewer**® tool may not accurately reflect shingle color and do not fully represent the entire color blend range nor the impact of sunlight.



IKO.COM



**Note:** Product and color availability may vary by region. Products with Miami Dade NOA and FBC product approval listings are available. Meets requirements of the Texas Department of Insurance. Please contact IKO for details. <sup>1</sup>See Limited Warranty at IKO.com for complete terms, conditions, restrictions and application requirements. Shingles must be applied in accordance with application instructions and local building code requirements. <sup>2</sup>High-wind application is required. <sup>3</sup>Lifetime means the period of time commencing on the date of the completion of the installation of the shingles on the building, and continuing so long as the owner or the first transferee owns the building on which the shingles were installed. <sup>4</sup>This impact rating is solely for the purpose of enabling residential property owners to obtain a reduction in their residential insurance premium, if available. It is not to be construed as any type of express or implied warranty or guarantee of the impact performance of this shingle by the manufacturer, supplier or installer and damage from hail is not covered by the Limited Warranty. For further detail concerning the FM 4473 standards, visit the FM Approvals website. <sup>5</sup>All values shown are approximate. <sup>6</sup>Products are developed with reference to these standards.

All prices subject to change. Not responsible for typographical errors.  
See [eriematerials.com/updates](http://eriematerials.com/updates) for major price announcements.



ERIE MATERIALS.COM



iko.com

IKO: PERFORMANCE SHINGLES

# Dynasty® with ArmourZone®



## Dynasty® with ArmourZone®



IN STOCK AT OUR DISTRIBUTION CENTER AND  
READY FOR QUICK TRANSFER TO YOUR BRANCH



Color Featured: Glacier



HI-DEF  
COLORS



IKO  
ARMOURZONE®



HIGH-WIND  
RESISTANCE



FULL  
COVERAGE  
(100 SQ FT/3 BUNDLES)

SPECIFICATIONS <sup>4</sup>	Limited Warranty <sup>1</sup>	Limited Lifetime <sup>2</sup>	Dimensions (L x W)	40 7/8 in x 13 3/4 in	STANDARDS <sup>3</sup>	ASTM D3462
	Iron Clad Protection <sup>1</sup>	15 Years	Exposure	5 7/8 in		ASTM D3018
	Limited Wind Warranty <sup>1</sup>	130 mph	Coverage Per Bundle	33 1/3 ft <sup>2</sup>		ASTM D7158 – Class H
	Blue-Green Algae Resistant <sup>1</sup>	Yes	Shingles Per Square	60		ASTM D3161 – Class F
						ASTM E108/UL 790 – Class A
						FM 4473 – Class 3 <sup>3</sup>

### Performance Elevated.

IKO Dynasty shingles offer superior protection against wind uplift and water infiltration. Dynasty shingles are among the industry's heaviest thanks to a durable fiberglass mat covered with a thick coat of asphalt.

Dynasty features the ArmourZone, which offers unparalleled nail-holding power, helping the shingle resist high winds. And IKO's FastLock® sealant on every shingle further strengthens Dynasty's defiance of Mother Nature's wrath.

The secondary benefit of ArmourZone's larger nailing area is that it allows for easier and more accurate nailing. Combined with Dynasty's 5 7/8-inch exposure and larger-than-average overall size, it goes down faster and covers more area than most average-sized comparable laminate shingles.

They are available in IKO's exclusive hi-definition color blends that will make your customer's home the envy of the neighborhood.

GRANITE BLACK	SHADOW BROWN	CASTLE GREY AVAILABLE IN SELECT MARKETS	DRIFTSHAKE	GLACIER
CORNERSTONE WWD	FROSTONE GREY	BROWNSTONE	ATLANTIC BLUE <sup>6</sup>	BISCAYNE
MONACO RED	EMERALD GREEN	SENTINEL SLATE AVAILABLE IN SELECT MARKETS	SUMMIT GREY	

NEW COLOR



**IMPORTANT!** To ensure complete satisfaction, please view several full-size shingles and an actual roof installation prior to final color selection as the shingle swatches and photography shown online, in our brochures and in our **ROOFViewer®** tool may not accurately reflect shingle color and do not fully represent the entire color blend range nor the impact of sunlight.



IKO.COM

ERIEMATERIALS.COM

**Note:** <sup>1</sup>See Limited Warranty at IKO.com for complete terms, conditions, restrictions and application requirements. Shingles must be applied in accordance with application instructions and local building code requirements. <sup>2</sup>"Lifetime" means the period of time commencing on the date of the completion of the installation of the shingles on the building, and continuing so long as the Owner owns the building on which the shingles were installed. <sup>3</sup>This impact rating is solely for the purpose of enabling residential property owners to obtain a reduction in their residential insurance premium, if available. It is not to be construed as any type of express or implied warranty or guarantee of the impact performance of this shingle by the manufacturer, supplier or installer and damage from hail is not covered by the Limited Warranty. For further detail concerning the FM 4473 standards, visit the FM Approvals website. <sup>4</sup>All values shown are approximate. <sup>5</sup>Products are developed with reference to these standards. <sup>6</sup>Blue granules may fade after extensive exposure to the sun's ultraviolet rays.

All prices subject to change. Not responsible for typographical errors.  
See [eriematerials.com/updates](http://eriematerials.com/updates) for major price announcements.



# IKO: ARCHITECTURAL SHINGLES

## Cambridge™



iko.com



# Cambridge®

IN STOCK



Color Featured: Dual Black



5 7/8" EXPOSURE



FASTLOCK® SEALANT



IKO® ADVANTAGE SIZE



FULL COVERAGE  
(100 SQ FT/3 BUNDLES)

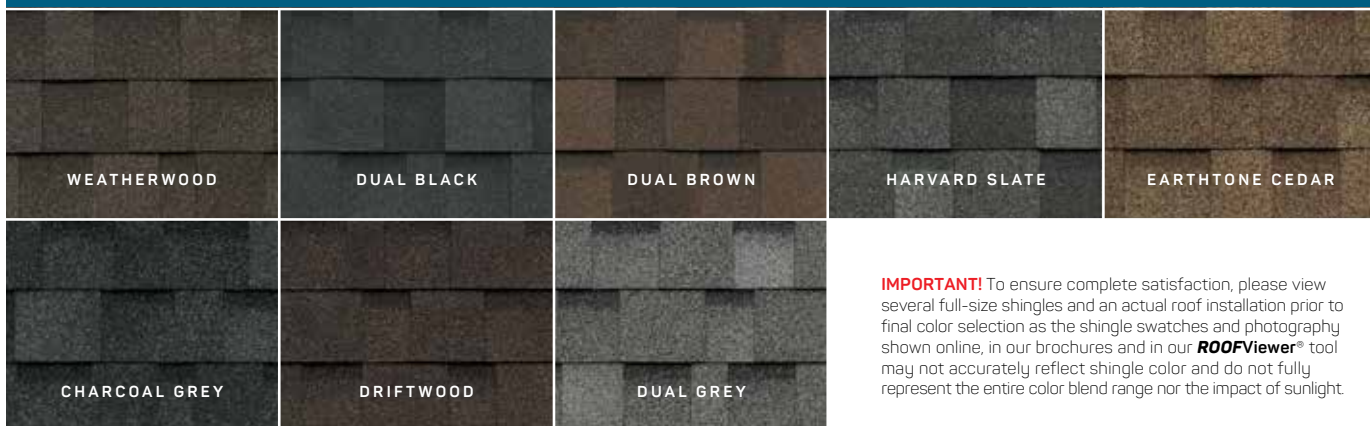
SPECIFICATIONS¹	Limited Warranty¹	Limited Lifetime³	Dimensions (L x W)	40 7/8 in x 13 3/4 in	STANDARDS⁵	ASTM D3462
	Iron Clad Protection¹	10 Years	Exposure	5 7/8 in		ASTM D3018
	Limited Wind Warranty¹	110 mph	Coverage Per Bundle	33 1/3 ft²		ASTM D7158 – Class H
	Limited High Wind Warranty Upgrade¹,²	130 mph	Shingles Per Square	60		ASTM D3161 – Class F
	Blue-Green Algae Resistant¹	Yes				ASTM E108/UL 790 – Class A

### IKO's Most Popular Shingle Gives You an (Almost) Unfair Advantage.

IKO Cambridge architectural laminate shingles in our special Advantage size feature a 5 7/8" exposure that is bigger than most in their class. They go down fast and easy. And with full coverage, the job costs associated with extra bundles and the labor to install them are lowered too.

Proper installation is vital for effective weather resistance. That's why we've enlarged our nail line to guide installers for correct nail placement and have made our FastLock® sealant thick and aggressive to promote a strong bond.

Homeowners will enjoy the high-end designer architectural appearance without the high-end designer cost.



**IMPORTANT!** To ensure complete satisfaction, please view several full-size shingles and an actual roof installation prior to final color selection as the shingle swatches and photography shown online, in our brochures and in our **ROOFViewer®** tool may not accurately reflect shingle color and do not fully represent the entire color blend range nor the impact of sunlight.



IKO.COM

**Note:** ¹See Limited Warranty at IKO.com for complete terms, conditions, restrictions and application requirements. Shingles must be applied in accordance with application instructions and local building code requirements. ²High-wind application is required. ³Lifetime means the period of time commencing on the date of the completion of the installation of the shingles on the building, and continuing so long as the Owner or the first transferee owns the building on which the shingles were installed. ⁴All values shown are approximate. ⁵Products are developed with reference to these standards. ⁶Available in select markets.





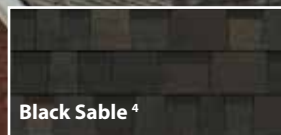


owenscorning.com

OWENS CORNING: ARCHITECTURAL SHINGLES

# TruDefinition® Duration® Designer Shingles

STEEP-SLOPE ROOFING



Black Sable

**SELECT COLORS STOCKED AT LOCAL BRANCHES. ALL COLORS AVAILABLE FOR QUICK TRANSFER TO YOUR LOCAL BRANCH.**

TruDefinition® Duration® Designer Shingles are specially formulated to provide dramatic color contrast and dimension to any roof and are available in all the popular colors. Beyond the impressive curb appeal, they also come with the advanced performance of patented SureNail® Technology — a technological breakthrough in roofing.

- Limited Lifetime Warranty \* ‡
- SureNail® Technology
- StreakGuard™ Protection with a 25-year Algae Resistance Limited Warranty 3§
- 130-mph Wind Resistance Limited Warranty\*
- Shingle size: 13-1/4" x 39-3/8"
- 5-5/8" application exposure
- ASTM D3462
- ASTM D228
- ASTM D3018 (Type 1)
- ICC-ES AC438
- ASTM D3161 (Class F Wind Resistance)
- ASTM D7158 (Class H Wind Resistance)
- ASTM E108/UL 790 (Class A Fire Resistance)
- PRI ER 1378E01



ROOF VISUALIZER

\* See actual warranty for complete details, limitations and requirements.

‡ 40-Year Limited Warranty on commercial projects.

# International Code Council Evaluation Services Acceptance Criteria for Alternative Asphalt Shingles.

3) Shingles are algae resistant to help control growth of algae and discoloration.

§ Installation must include use of an approved Owens Corning® Hip & Ridge Shingle product. See actual warranty for details.

4) Owens Corning® Black Sable shingle includes a patented design.

5) Owens Corning® Bourbon and Midnight Plum shingles include a patent pending design.



OWENS CORNING: ARCHITECTURAL SHINGLES

# TruDefinition® Duration® Shingles



owenscorning.com

Colonial Slate



Brownwood



Onyx Black



Chateau Green




Peppercorn



Colonial Slate



Sand Castle



Desert Rose




Sierra Gray



Driftwood



Slatestone Gray




Estate Gray



Teak

Harbor Blue  
STOCKED IN  
ALBANY & SCRANTON

Terra Cotta

Midnight Plum<sup>5</sup>

Williamsburg Gray

IN  
STOCK

TruDefinition® Duration® Shingles are specially formulated to provide dramatic color contrast and dimension to any roof and are available in all the popular colors. Beyond the impressive curb appeal, they also come with the advanced performance of patented SureNail® Technology — a technological breakthrough in roofing.

- Limited Lifetime Warranty<sup>\* ‡</sup>
- SureNail® Technology
- StreakGuard™ Protection with a 25-year Algae Resistance Limited Warranty<sup>3 §</sup>
- 130-mph Wind Resistance Limited Warranty<sup>\*</sup>
- Shingle size: 13-1/4" x 39-3/8"
- 5-5/8" application exposure
- ASTM D3462
- ASTM D228
- ASTM D3018 (Type 1)
- ICC-ES AC438
- ASTM D3161 (Class F Wind Resistance)
- ASTM D7158 (Class H Wind Resistance)
- ASTM E108/UL 790 (Class A Fire Resistance)
- PRI ER 1378E01

**Save 0.5%**  
On Owens Corning  
See page 14

<sup>\*</sup> See actual warranty for complete details, limitations and requirements.

<sup>‡</sup> 40-Year Limited Warranty on commercial projects.

<sup>#</sup> International Code Council Evaluation Services Acceptance Criteria for Alternative Asphalt Shingles.

<sup>3)</sup> Shingles are algae resistant to help control growth of algae and discoloration.

<sup>§</sup> Installation must include use of an approved Owens Corning® Hip & Ridge Shingle product. See actual warranty for details.

<sup>4)</sup> Owens Corning® Black Sable shingle includes a patented design.

For patent information, please visit [owenscorning.com/patents](http://owenscorning.com/patents)

<sup>5)</sup> Owens Corning® Bourbon and Midnight Plum shingles include a patent pending design.

**!**  
**ALWAYS**  
SELECT COLOR  
FROM PRODUCT SAMPLES

### A ROOF DOESN'T GET ANY BETTER THAN *DaVinci*

DaVinci offers the beauty of natural slate and cedar shake in different tile options, giving you the ability to meet your customer's aesthetic vision as well as respect their budget.

- ✓ Truly Authentic Appearance
- ✓ Premium Performance
- ✓ Long Life, Low Maintenance
- ✓ Offer the Most Flexibility

**SPECIAL ORDER**



DaVinciRoofscapes.com  
800-328-4624

LIFETIME WARRANTY

CLASS A Fire

CLASS 4 Impact

Gun Nail down to 20° F

Up to 180 MPH High Velocity Hurricane Zone

**Westlake**  
Royal Building Products™

ROOFING SOLUTIONS



**SPECIAL ORDER**

## EcoStar™

Pioneers in sustainable roofing since 1993

### Synthetic Slate, Shake & Flat Tile Roofing

- Superior protection from extreme weather conditions - fire, wind, hail and wind-driven rain
- Made with up to 80% recycled polymer and rubber (not tires)
- Factory-blended available in multi-color and multi-width mix
- Designer Series tiles for ultimate customization
- 50-Year Gold Star Labor and Material Warranty available

800-211-7170 | [www.ecostarllc.com](http://www.ecostarllc.com)

Majestic Niagara Slate in Stormy Gray Blend

Majestic Niagara Shake in Custom Blend



## STARTER, UNDERLAYMENTS, ICE &amp; WATER &amp; SHEATHING, SEALANT

## Starter

**CertainTeed Swiftstart®**

Designed for Landmark Series shingles.

116 l.f. CTSWST

**GAF ProStart®**

Perforated. Properly-positioned adhesive prevents blow-off.

120 l.f. GAPRST

**GAF Weatherblocker™**

Perforated. Properly-positioned adhesive prevents blow-off.

100 l.f. GAWBST

**IKO Leading Edge Plus**

Perforated.

123 l.f. IKOLEP40

**MFM Shinglestarter**

Self-adhesive, 50-mil membrane. Seal strip prevents wind uplift.

7.2" x 33.5" SHST

**Owens Corning® Starter Strip Plus**

Perforated.

105 l.f. OCSTSTPL

## Ice & Water Protection

**CertainTeed WinterGuard  
Ice & Water Protection**

3' x 65' 195 s.f./roll

CTWI

**CertainTeed WinterGuard HT**

High-Tack/ High-Temperature

3' x 65' 195 s.f./roll

CTWIHT

**Carlisle WIP**

WIP100

3' x 66' 2 sq./roll

WIP300 High Temp

3' x 66' 2 sq./roll

WIPGRIP

3' x 65' 195 s.f./roll

**GAF WeatherWatch®**

3' x 66.7' 2 sq/roll GAWW

**GCP Ice & Water Shield**

3' x 66' 2 sq/roll GRICWA

**IKO StormTamer**

3' x 65' 195 s.f./roll IKOSTTA

**Owens Corning®****WeatherLock® Mat**

3' x 66.7' 2 sq/roll OCWEMA

## Underlayments

**Raptor Synthetic Underlayment**

Incredible traction. Lies flat and stays flat. Six-months exposure.

10' x 100', 10 sq. RASYUN

4' x 250', 10 sq. RASYUN15

SPECIAL ORDER

**CertainTeed RoofRunner**

10 sq. CTRORU

**CertainTeed Diamond Deck**

Use beneath shingle, shake, metal or slate.

10 sq. CTDIDE

**ESP Low-E ThermaSheet®**

Excellent thermal and moisture protection.

5 sq. LOTSHS

**GAF Feltbuster®**

10 sq. GAFB

**GAF Tiger Paw™**

10 sq. GATIPA

**IKO Stormtite®**

10 sq.

**Owens Corning® ProArmor®**

Fusion Back Coating technology.

42" x 286', 10 sq. OCPRARUN

SPECIAL ORDER

**RhinoRoof®**

U20 4' x 286', 10 sq. TIRHU20

**Titanium®**

Exposure up to 6 months.

UDL30 4' x 250', 10 sq. TIUDL

PSU30 3' x 72', 2.16 sq. TIPSU30

**Asphalt Felt**

#15 707, 432 s.f. BPRF707

#30 707, 216 s.f. BPRF709

**Continental Ice Belts**

Roofing protection underlayment.

33" x 33-1/2" .025 mill

**Through The Roof Sealant**

10.5 oz. tube Clear| THRO Black| THROBLAC

Kit inc. 6 10.5 oz. clear tubes, 2 Cobra nozzles, 4 round nozzles

THRO6C

**Plywood & Sheathing**

1/2" CDX | 12CDXPI

1/2" Ply Fir | 12CDXFI

7/16" OSB | 716OSB

**Furring Strips**

1" x 3" x 8" 13FU

CALL FOR CURRENT PRICING &amp; AVAILABILITY ON ALL WOOD PRODUCTS

## ZIP System® Roof Sheathing

ZIP System® structural roof panels with built-in protective barriers and the specially designed ZIP System™ tape let you say **goodbye to housewrap, clips and felt forever.**

Simply install the panels, tape the seams, and you're done!

ZIP Roofing panels can be used for vertical wall applications, too!



### ZIP Roofing

1/2" x 4' x 8'	12ZIRO
5/8" x 4' x 8'	58ZIRO
5/8" x 4' x 8' Tongue & Groove	58ZIROTG

Please call  
for pricing

### Tapes & Tools

3.75" x 90' Tape (1 roll per 7 ZIP panels)	ZITA
6" x 75' Tape	ZITA6
3.75" ZIP Tape Gun	ZITAGU

### Installs faster & easier

- Installs up to 40% faster than traditional housewraps and felt<sup>1</sup>
- Instant rough dry-in for 180 days
- No more waiting for felt installation. Schedule your subs faster and finish houses more quickly
- Metal roofing and fiber cement siding can be installed directly over ZIP panels

### Eliminates rework

- Protective barriers are built into the panels, eliminating rips and tears typical of traditional felt or housewrap
- ZIP System tape will not blow off or rip underfoot

### Structural 1 Rated

- 1/2" and 5/8" panels

### Differentiates projects

- Jobsites stand out and have a cleaner custom appearance

### Peace of mind

- Limited 30-year system warranty<sup>2</sup>

<sup>1</sup> Based on time studies conducted by an independent third party and 2005 ZIP System builder survey

<sup>2</sup> Limitations and restrictions apply — see zipsystem.com for details

ZIP System Roof is recognized by IBC and IRC (ESR-1473) as a structural roof panel and underlayment all in one, FL DCA Product Approval Number 5930-R1.

zipsystem.com

For ZIP Wall Panels,  
see page 140

STEEP-SLOPE ROOFING




### OmniRoll

30' Length  
Gunnable. Nails included.  
Net-Free Area: 11 sq. in./l.f.  
Tested to 110 mph.  
LOR30



### OmniRidge PRO

4' Length  
Brown in stock  
30 nails included.  
Net-Free Area: 18 sq. in./l.f.  
Tested to 110 mph.  
PRO4SWN



### Lomanco Val-U-Ridge

Net-Free Area: 18 sq. in./l.f.  
Painted Aluminum Ridge Vent  
10' Length VUR10  
Black, Brown, White, Gray, Mill  
End Plug VUREN



### BathPro Vent

Vent, one 8-ft. flexible 4-in. dia. aluminum ducting, two nylon hose clamps, one 3" to 4" neoprene duct adapter, one 4" duct connector  
LOBPK



### Deck Air-4

Ideal as an intake or an exhaust where the roof meets the wall. Net-Free Area 9 sq. in./l.f.  
Shingle over intake or exhaust, 4' Length  
DA4



NEW!



### Lomanco Whirlybird® Turbine Ventilator

Forever guarantee  
(residential installations  
— see warranty for details)  
Mill, Black, Brown  
TULO [BL, BR, MI]

### Adjustable Triangle Louver #905

Net-Free Area: 57-117 sq. in.  
L40WH



### Slant Back Aluminum Vent—The Original!

Net-Free Area: 50 sq. in./l.f.  
Black, White, Brown, Mill, Forest Green, Weathered Bronze L0750

## CERTAINTEED, GAF, OWENS CORNING, AIRVENT: VENTILATION

**Rolled Ridge Vent**

28' Black, filtered  
Net-Free Area: 12 sq. in. /l.f.  
CTROVEFI

**Ridge Vent – 12" Filtered**

4' Black  
Net-Free Area: 18 sq. in. /l.f.  
CTRIVEBL

**Intake Vent**

Improves intake ventilation for all homes and provides intake for homes with little or no overhang  
4' Black  
Net-Free Area: 9 sq. in. /l.f.  
CTINVE

**certainteed**  
SAINT-GOBAIN  
certainteed.com

**Cobra® Intake Vent**

Rooftop intake vent with nails provides critical intake ventilation on homes with limited/no soffits  
11" x 2'. Net-Free Area: 9 sq. in. /l.f.  
GACOIPV

**NEW!****Cobra® Snowcountry® Advanced**

4-foot rigid vent with Snow Guard filter. Perforated in 3" increments. Includes 3" ring shank nails.  
Net-Free Area: 18 sq. in. /l.f.  
GACOVENS

**Cobra® Ridge Vent Nail Gunnable**

20' roll. Includes 1-3/4" coil nails for nail gun installation.  
Net Free Area: 14.1 sq. in. /l.f.  
COVENG

**Cobra® Ridgerunner®**

20' roll. Baffled rigid vent in a roll. Includes 1-3/4" coil nails for nail gun installation.  
Net Free Area: 12.5 sq. in. /l.f.  
GACORR

**GAF**  
gaf.com

**VentSure® 4-Foot Strip Heat & Moisture Ridge Vent**

4-Foot Strip. Black. External Baffle  
Net-Free Area: 20 sq. in. /l.f.  
OCVEST

**VentSure® Rigid Roll Ridge Vent with Weather PROtector® Moisture Barrier**

11-1/4" x 20'  
Net Free Area: 12.5 sq. in. /l.f.  
OCVERO

**OWENS CORNING®**  
owenscorning.com

**AIR VENT INC.**  
airvent.com

**Power Attic Vent**

Power Cool 12 (1170 CFM) with thermostat and humidistat  
AVPC12BL  
Black .

**Aluminum Strip Vent**

8' Length  
Net-Free Area: 12 sq. in. /l.f.  
STVE201 (retro)  
STVE202 (new const.)  
Brown, White

**Bath & Dryer Vent**

Installs as a roof cap or side vent. 4" diameter stem. One-way vent system. Screen is removable for dryer vent application.  
Black RICASTVE

**Pro-Flow® Vented Drip Edge**

Combines venting with a drip edge for proper air intake on homes without soffit.  
10' length. Net-Free Area: 12 sq. in. /l.f.  
White VEDREDWH

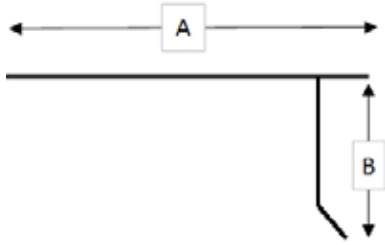
**Slantback Plastic Vent**

Net-Free Area: 61 sq. in./per  
AV[xx]PLSL Black, Brown

All prices subject to change. Not responsible for typographical errors.  
See eriematerials.com/updates for major price announcements.

ERIE MATERIALS.COM

# Drip Edge




Standard colors: Black, Musket Brown, White

Colors available for certain products and sizes: Almond, Barn Red, Charcoal Gray, Eggshell, Gray, Grecian Green, Royal Brown, Stone Clay, Terra Bronze, Wicker

Item ID	A (in.)	B (in.)	Nominal Thickness (in.)	Material	Length Per Piece (ft)
EDE-1	2 7/16	1 1/8	.019	Aluminum	10
EDE-2	2 7/16	1 5/8	.019	Aluminum	10
EDE0	2 1/2	2	.019	Aluminum	10
EDE-3	2 7/16	1 1/8	29 Gage / .0172	Galvanized	10
EDE-3C	2 3/4	1 1/8	26 Gage / .020	Galvanized	10
EDE-6	2 7/16	1 5/8	29 Gage / .0172	Galvanized	10
EDE-6C	2 3/4	1 7/8	26 Gage / .020	Galvanized	10
EDE-7	4 3/8	1 1/8	29 Gage / .0172	Galvanized	10
EDE-7C	4 5/8	1 5/8	26 Gage / .020	Galvanized	10
EDE-8	4	1 5/8	29 Gage / .0172	Galvanized	10



# Rake Edge



Standard colors: Musket Brown, White

Item ID	A (in.)	B (in.)	Nominal Thickness (in.)	Material	Length Per Piece (ft)
ERA14	3 1/4	1	29 Gage / .0172	Galvanized	10
ERA22	2 1/8	2 1/8	29 Gage / .0172	Galvanized	10
ERAC45	2 5/8	1 1/2	.019	Aluminum	10
ERAC35	1 3/4	1 1/2	.019	Aluminum	10
ERA35	3 1/2	3 1/2	28 Gage / .0187	Galvanized	10

## FLASHINGS

## Flashing

### Aluminum 50' Roll

14"	14ALFL
20"	20ALFL
24"	24ALFL
14" commercial	14ALFLCO
20" commercial	20ALFLCO

### Cold-Rolled Copper 16- & 20-oz. Flat Sheets

2' x 8'	
3' x 8'	Call for other sizes
3' x 10'	

### 1½" Plain-Shank Copper Nails

112CONA	11 ga.
---------	--------

### Garrdal Two-Piece Pipe Flashing

Fits 1-1/2"—5-3/8" GAREPIFL

### Pipe Flashing (Regular Pitch) Aluminum Base

Fits 1-1/4"—4" Pipes 41PIFL	Mill Finish
	41xxPIFL
	Black/Brown
Fits 3"—8" Pipes 38PIFL	Black EPDM

### Electrical Mast Connection

EMCMF	Black EPDM
-------	------------

### Freedom Gray Copper Zinc/ Tin-Coated Flat Sheets

3' x 10' 16 oz and 20 oz IN STOCK  
Other sizes, weights available Special Order

### Soft Copper 100-lb. Roll (16 oz.)

24" x Approx. 50' 24COFL  
Call for quote & other sizes

### Aluminum Step 100-pc. Bundles

3" x 3" x 8" Mill, Brown, Black, White  
6" x 8" Mill, Brown, Black, White

### Pipe Flashing, Copper

Fits 1-1/4"—4" Pipes 41COPIFL

### Pipe Flashing, Rain Collar

Fits 1-1/4"—4" Pipes RC41

### Pipe Flashing (Steep Pitch) ThermoPlastic

Fits 1½"—3" Pipes 31HIRI  
Fits 3"—4" Pipes 34HIRI



### GAF Master Flow Pivot Pipe Boot

The Master Flow™ Pivot™ Pipe Boot Flashing's durable, all-metal design helps provide tough protection with no seals, gaskets, or collars that can degrade and leak when exposed to the elements. Stocked in black.

1-1/2" Inside Diameter	GAMFPB15
3" Inside Diameter	GAMFPB3



NEW



<b>Syracuse, NY</b> 800.252.3743 315.455.7434	<b>Binghamton, NY</b> 800.272.3743 607.773.8006
<b>Auburn, NY</b> 800.262.3743 315.253.9703	<b>Elmira Heights, NY</b> 800.822.3743 607.739.3399
<b>Scranton, PA</b> 800.789.3743 570.346.3390	<b>Utica, NY</b> 800.499.3743 315.732.6646
<b>Watertown, NY</b> 888.613.3743 315.779.9243	<b>Williamsport, PA</b> 866.228.3743 570.398.9820
<b>Albany, NY</b> 866.320.3743 518.454.0080	

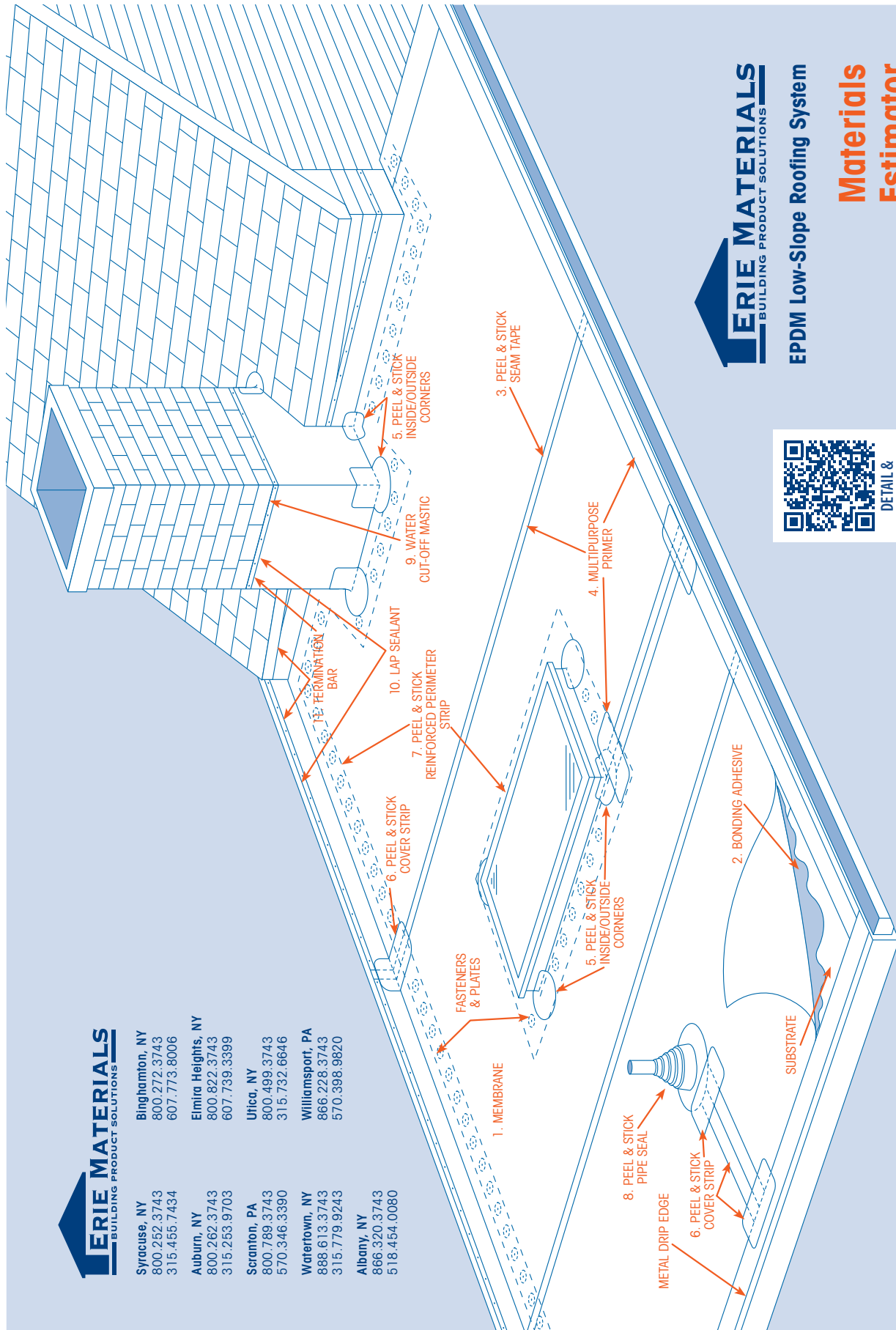


EPDM Low-Slope Roofing System

# Materials Estimator Guide



DETAIL &  
INSTALLATION  
VIDEOS





EPDM is a professional-quality rubber roofing system for low-slope roofs. This EPDM product is identical to the rubber membrane that has proven effective for commercial and industrial applications for over 40 years.

Erie Materials offers a complete line of membrane and accessories designed with any size job in mind.

- EPDM Rubber Roofing Membrane is a single-ply roofing system.
- EPDM remains flexible in hot and cold temperature extremes.
- EPDM Peel & Stick accessories save time and money.
- EPDM is ideal for first-time single-ply applicators.
- Up to 20-year material warranties are available.
- EPDM is perfect for any job – large or small.



# LOW-SLOPE ROOFING

EPDM roofing membrane can be applied over a variety of substrates including wood, metal, plastic, fiberglass, rubber, masonry, brick, smooth-surface built-up roofs, painted surfaces, wood fiberboard, lightweight concrete

and polyisocyanurate to name a few. The substrate surface should be clean and free of dust, dirt, rust, oil, grease and loose materials.

Product	Description and Use	Calculation	Material Needed
1. Membrane	EPDM membrane is used as the waterproofing material which is bonded to the substrate. EPDM membrane is available in different sizes and lengths as well as black and white. Membrane should extend up perimeter walls by 12 in. and hang over the edge of the roof by 3 in. Seams should overlap by 3 in.	Roof length X width + 12 in. for wall terminations + 3 in. overlap for seams + 3 in. overhang off the roof edge.	sq. ft.
2. Bonding Adhesive	EPDM Bonding Adhesive is used to bond the membrane to the substrate. Bonding Adhesive is roller applied to both surfaces and the membrane is rolled into place. Finished coverage rate is 60 sq. ft./gallon.	Roof length X width ÷ 60 = gallons of bonding adhesive needed.	gallons
3. Peel & Stick Seam Tape	Peel & Stick Seam Tape is used to bond the edges of two panels of EPDM membrane together. Seam Tape is available in rolls up to 100 ft. in length.	Panel size and layout will determine seam length.	rolls
4. Multipurpose Primer	Multipurpose primer is used to prepare the EPDM membrane surface anywhere Peel & Stick products are used, including Seam Tape, Cover Strip, Pipe Seals, and Inside/Outside Corners.	Coverage rate is 3 in. x 300 linear ft./gallon.	gallons
5. Peel & Stick Inside/Outside Corners	Peel & Stick Inside/Outside Corners are an easy way to finish corner details. Primer is required wherever the Corners are used. Peel & Stick Uncured Flashing can also be used.	One Peel & Stick Inside/Outside Corner per corner.	corners
6. Peel & Stick Cover Strip	Peel & Stick Cover Strip is used to strip in metal drip edges, as well as cover cuts in the EPDM membrane. T-Joint Covers, which are to be used at all locations where three layers of membrane overlap, can also be made from Cover Strip. Cover Strip is available in rolls up to 100 ft. in length.	Metal drip edge length + distance from penetrations to the nearest edge of the membrane + T-Joint Covers ÷ 100 = number of rolls needed.	rolls
7. Peel & Stick Reinforced Perimeter Strip (RPS)	Peel & Stick Reinforced Perimeter Strip is required for additional securing at any vertical angle change such as curbs, skylights, wall, etc. Available in 100' rolls	Length of parapet wall + length of skylight perimeters + length of any other locations of angle change ÷ 100	rolls
8. Peel & Stick Pipe Seal	Pre-molded Peel & Stick Pipe Seals create a watertight seal around cylindrical penetrations from 1 in. to 6 in. in diameter.	One Pipe Seal for every 1 in. to 6 in. pipe.	pipe seals
9. Water Cut-Off Mastic	A gaskeet-forming liquid compression sealant used behind termination bars and pipe seals.	10 linear ft./tube	tubes
10. Lap Sealant	Used to seal exposed membrane edges including Cover Strip edges, tops of termination bars and pipe seal edges.	22 linear ft./tube	tubes
11. Termination Bar	Used to terminate membrane on a vertical surface including on a parapet wall or over the roof edge. Available in 10 ft. lengths.	Length of perimeter + length of other vertical terminations.	ft.

This Material Estimator is designed to facilitate the development of a materials list. Due to the unique nature of each individual project we make no representations that the list provided will be absolute.



VERSICO PRODUCTS			
DESCRIPTION	SIZE		CODE
LOW-VOC BONDING ADHESIVE	5-GAL.		VEBOADLV
LOW-VOC TAPE PRIMER	1-GAL.		VETAPRLV
G-300 LAP SEALANT	TUBE		VELASETU
PENETRATION POCKET	4"		VEPE04
PENETRATION POCKET	6"		VEPE06
PENETRATION POCKET	8"		VEPE08
BLACK MOLDED PIPE SEAL	1"-6"		VEPISE16
G-400 POURABLE SEALER	1-GAL.		VEPOSE
QA CORNER BLACK EPDM	7' x 9'		VEQACO
QA COVER STRIP	6" x 100'		VEC06
QA REIN TERM. STRIP	6" x 100'		VEQARTS6
QA REIN TERM. STRIP	9" x 100'		VEQARTS9
QA WALKWAY PADS	30" x 30"		VEQAWAPA
QA SEAM TAPE	3" x 100'		VESETA3
QA SEAM TAPE	6" x 100'		VESETA6
TERMINATION BAR	10'		VETEBA
T-JOINT BLOW-OUT PATCH	6"		VETJBOP

VERSICO PRODUCTS			
DESCRIPTION	SIZE		CODE
G-500 WATER CUT-OFF	TUBE		VEWACU
MEMBRANE CLEANER	5-GAL.		VEWEMECL
MEMBRANE CLEANER	1-GAL.		VEWEMECL1

VERSIGARD PRODUCTS			
DESCRIPTION	SIZE		CODE
0.045 NON-REIN EPDM	10' x 100'		VE4510
0.045 NON-REIN EPDM	10' x 50'		VE451050
0.045 NON-REIN EPDM	20' x 100'		VE4520
0.045 NON-REIN EPDM	20' x 50'		VE452050
0.045 REINFORC EPDM	10' x 100'		VE45R10
0.060 NON-REIN EPDM	10' x 100'		VE6010
0.060 NON-REIN EPDM	10' x 50'		VE5601050
0.060 NON-REIN EPDM	20' x 100'		VE6020
0.060 REINFORC EPDM	10' x 100'		VE60R10

## Reinforcement Membranes

### Asphalt Cotton Fabric

4" x 150' 4COFA  
6" x 150' 6COFA  
12" x 150' 12COFA  
36" x 150' 36COFA

### Brushes

Roof Brush  
48" Tapered Handle  
48" Threaded Handle

### Modified Roofing Accessories

Modi-Drain  
3"  
4"  
Modi-Pipe Collar  
1½-3"  
3-4"

### Glass & Poly Fabric

6" x 150' Glass Membrane 6FIFA  
12" x 150' Glass Membrane 12FIFA  
36" x 150' Glass Membrane 36FIFA

**SPECIAL  
ORDER**

## Repair EPDM Roofs

**Quickly, easily & affordably with Millennium cover strips & flashing tapes**

**Millennium EPDM Cover Strips** are designed to cover, protect, and seal mechanical fastening bars, membrane fasteners, core sample repair patches, membrane repairs, and seam overlays in all EPDM roofing systems. The strips are composed of a semi-cured EPDM membrane laminated to a 25-mil EPDM-based pressure-sensitive tape adhesive.

**Millennium EPDM Flashing Tapes** are extremely flexible and can be formed to fit irregular shapes and surfaces.

**SELF-ADHERED CURED COVER STRIP** 5" x 100' MIC05  
**SELF-ADHERED UNCURED FLASHING** 6" x 100' MISAFL6  
9" x 50' MISAFL9  
12" x 50' MISAFL12

*Requires tape primer.*

FEATURES	BENEFITS
Resistant to UV light, high heat, and moisture	Long-term durability
Excellent adhesion to multiple substrates	Suitable for a wide variety of sealing applications
No torch or liquid adhesives	Improved safety
Fast installation	Saves time and labor
Waterproof detail	Suitable for roofing, pond lining, and waterproofing applications

### #19 Flashing Cement

General purpose for repairing leaks in shingles, concrete, metal or asphalt roofs, flashing on walls, chimneys, flues, downspouts and cornices.

1 gal. 119  
5 gal. 519



### #19 Ultra Flashing Cement

Rubber reinforced, wet/dry trowel-grade application.

3 gal. 319UL  
10.1 oz. tube UL19100Z



### #27 Fibered Aluminum Roof Coating

For existing metal roofs, modified bitumen and BUR. Used on granular surfaces and helps fill in hairline cracks.

Coverage: Approx. 1-2 gal./100 s.f.

5 gal. 527ASFR



### #28 Non-Fibered Aluminum Roof Coating

For existing metal roofs, modified bitumen and BUR

Use on smooth roof surfaces in good condition.

Coverage: Approx. 1/2-1 gal./100 s.f.

5 gal. 528



### #71 Fibered Roof Coating

All-purpose black fibered roof coating for maintenance of existing built-up roofs.

Use on alligatored or rough roof surfaces

Coverage: Approx. 4-6 gal./100 s.f. (brush)

5 gal. 571



### #78 Cold-Process Cement

Used as a blind nail or lap cement with prepared rolled roofing.

Also used with #3036 Poly-Mat.

Coverage: Approx. 2 gal./100 s.f. (brush)

5 gal. 578



### #81 Modified Bitumen Adhesive

*Use with CertainTeed Flintlastic and Owens Corning DeckSeal*

Specifically designed as an adhesive for SBS-modified bitumen single-ply membranes such as CertainTeed Flintlastic and Tamko Awaplan 170.

Coverage: Approx. 1-2 gal./100 s.f.

Brush- or trowel-grade available

5 gal. 581BR/581TR



### #108 Asphalt Primer

*Use with CertainTeed Flintlastic and Owens Corning DeckSeal*

A non-fibered damp-proofing primer. Dries to a flexible black finish.

Also used to prime metal surfaces for modified bitumen applications.

14-oz. spray 108SP



### #155 Amphibikote

Cold-process emergency roof cement that can be applied in wet or dry conditions. Excellent for emergency roof repair.

5 gal. 5155



### #220 Fibered Emulsion Roof Coating

For resurfacing smooth or slightly alligatored roofs.

Can also be used as masonry damp-proofing.

Coverage: Approx. 4-6 gal./100 s.f.

5 gal. 5220



GET THE KARNAK  
MOBILE APP

## Roof Restoration Products



**Gaco Patch** Silicone Roof Patch

**WHEN A PATCH NEEDS TO BE PERMANENT**

**2 gal.**

**IN STOCK**

2-gal. pail = 8 gal. roofing cement = 50 sq. ft. per gal. at 1/8" thick

**When a Patch Needs to Be Permanent**

- Fiber-reinforced silicone roof patch
- Waterproof
- Can be applied to damp surfaces
- Flashing grade
- One-step application — no primer or seam tape required
- UV stable
- Limited material warranty
- Black, white or gray

**Use it on:**

- Cracks
- Expansion Joints
- Flashings
- Gutters
- Seams
- Pipes
- Pitch Pans
- Penetrations
- Small Holes
- Transitions
- Vents
- Voids

Call for pricing.

### S42 Series

**One coat application. No primer needed!\***

*The high-adhesion alternative to replacing weathered roofs.*



GacoFlex S42 Series is a 100% silicone roof coating solution that can be **installed over virtually any existing roof substrate\***, creating a durable, seamless membrane that helps protect the roof from permanent ponding water, ultraviolet light and severe weather.

GacoFlex S42 Series covers more surface area with less material than many other competitive silicones and exhibits outstanding peak hide coverage on granulated surfaces. With its strong adhesion to multiple types of surfaces, **it eliminates the need for an epoxy primer** in many cases, allowing faster installation.

It has a limited material warranty and qualifies for a GacoFlex System Warranty when installed by a Gaco Qualified Applicator.

\* Always perform an adhesion test to ensure compatibility.

**5 gal.**

Covers 400 sq. ft. at 18 dry mils.

Tan, white or gray



GacoRoof 100% Silicone Roof Coating protective coating is designed to seal and repair existing flat roofs and permanently protect against leaks, permanent ponding water, and the damaging effects of severe weather. It is the only coating on the market that stands up to ponding water without bubbling, peeling or breaking down. It stays flexible and maintains adhesion, even under permanent ponding water or snow pack. And it does not require a recoat.



#### Silicone Roof Coating

1 gal. covers 50 sq. ft.

Gray GAROGR1  
White GAROWH1

5 gal. covers 250 sq. ft.

Gray GAROGR5  
White GAROGWH5

100% SILICONE. Outperforms and outlasts other coatings.

NO PRIMER REQUIRED.

REMAINS PERMANENTLY FLEXIBLE. Other coatings become brittle and degrade.

WITHSTANDS PERMANENT PONDING WATER.

NON-SACRIFICIAL. Unaffected by harsh UV rays and temperature extremes.

PREVENTS COSTLY TEAR OFFS.

LIMITED MATERIAL WARRANTY.



#### Wash Concentrated Cleaner

A concentrated cleaning solution for roof membranes and existing waterproof systems, it is specially formulated to remove tough dirt, pollen, mildew and fungus. It is the first step in every GacoFlex Silicone Roof Coating System.

Coverage: 4000 sq. ft.

1 gal. GAROWASH

#### LiquidRoof Tape

A thick, high-build, rubber-like liquid consisting of 100% silicone and microfibers. LiquidRoofTape will fill cracks, voids and depressions; reinforce joints, seams, penetrations and transitions; and completely encapsulate fasteners and protrusions.

Coverage: 50 l.f. at 3" wide x 1/8" thick, 25-50 sq. ft. as a top coat

1 gal. GALTAP1



#### 2-Part Epoxy Primer/Filler E5320

A 100% solids two-component penetrating epoxy sealer that offers excellent penetration into concrete and masonry surfaces to form a tight bond to the substrate. Contains very low VOCs.

Coverage: 150-190 sq. ft., depending on application method

2 gal. GAROEPPR

# GAF Roof Coating Systems



## GAF High Solids Silicone

A high solids, moisture-cure silicone coating that provides protection against weather elements, UV rays, and leaks due to ponding water for a variety of substrates.

- Can be applied in a single coat\*
- Protection against ponding water
- Up to 20 year warranties available
- 97% average solids by volume
- Available in white, gray, and tan

Coverage rate: 50 sq. ft per gallon    5 gal. GARCUHWHIT



## GAF Repair Pro

A solvent-based, synthetic, self-leveling elastomeric product. Repair Pro can be applied to most damp substrates to stop leaks immediately.

- No primer required on most substrates\*
- No mixing required
- Seals metal roof fasteners
- 10 oz cartridges or 1 gallon can
- Black or White

Coverage Rates:

Fastener Coverage: 350 - 400 fasteners/gallon

Split Seam Repair : 13 sq. ft per gallon

1 gal. GARCPS(BLAC/WHIT)    10 oz. tube GARCPSTWHIT



## GAF Silicone Mastic

A high-build silicone flashing that provides protection against ponding water. Silicone Mastic can be used in conjunction with GAF Unisil HS or as a standalone repair and maintenance item.

- High Solids Formulation
- UV Stable - no topcoat required
- Versatile application ideal for maintenance repairs
- White (in stock), Gray or Black

3.5 gal. GARCSMWHIT



## GAF Cleaning Concentrate Cleaner

Excellent cleaning capabilities with most types of coatings including acrylic, polyurethane silicone and Hypalon®. 100% biodegradable.

1 gal. Coverage: 1500 to 2000 sq. ft. GARCCC1

5 gal. Coverage: 7500 to 10,000 sq. ft. GARCCC5



## GAF EPDM Activator Cleaner

Water-based rinsable primer used directly on EPDM applications.

5 gal. Coverage: 2500 sq. ft. GARCEAC



## GAF Premium Fabric

A tough, non-woven, stitchbonded, heat-set polyester designed for roofing and flashing applications of all types.

12" x 300' GARCPF12300

6" x 300' GARCPF6300

Stocked in Scranton and Williamsport  
and ready for  
quick shipment to your branch!

Always check for current inventory status.



CERTAINTEED, OWENS CORNING, GAF: MODIFIED SYSTEMS

# Modified Bitumen Systems

## CertainTeed Flintlastic Self-Adhering System

### Flintlastic® SA Cap Sheet

Self-adhering membrane  
AVAILABLE IN MOST LANDMARK SHINGLE COLORS  
1 sq./roll

IN  
STOCK

### Flintlastic SA PlyBase

2 sq./roll

### Flintlastic Ultra Glass SA

1 sq./roll

See Primer and  
Adhesive  
on page 172

### Flintlastic SA Mid-Ply Sheet

1 sq./roll

### Arctic Edge Flintlastic SA Cold Lap Tape

Significantly boosts Flintlastic SA adhesion down to 35° F  
4" x 260'/roll

Colors:

Burnt Sienna, Colonial Slate, Heather Blend,  
Moire Black, Resawn Shake, Weathered Wood and White

### Flintlastic Nailable Base Sheet

2 sq./roll

## CertainTeed Flintlastic Torch-Applied Modified Bitumen

### Flintlastic® GTA™ APP Modified Bitumen for Torch Application

- Intended for torch application only and should not be exposed to adhesives or solvent-based materials.
- Use as a cap sheet.
- Available in multiple colors, including CoolStar™ (energy-saving, solar-reflective surfacing).
- Fire-retardant version (GTA-FR) available for enhanced fire resistance.

4.2 mm 1 sq./roll CTFLGTA

Not stocked in all locations

### Flintlastic® STA™ APP Modified Bitumen for Torch Application

IN  
STOCK

Designed for use as a roofing membrane over various types of substrates for both new construction and reroofing installations. It is suitable for most low-sloped roof decks and may be used for roof system flashings including wall treatments, based flashings and field flashings.

4.0 mm 1 sq./roll CTFLSTA



## GAF Liberty™ SBS Self-Adhering System

### Liberty SA Cap Sheet

Slate, Black, Weathered Wood 1 sq./roll

### Liberty SA Base/Ply Sheet

39" x 66' 216 s.f./roll

NEW!

## GAF Ruberoid® APP Torch Granule

1 sq./roll White, Black, Smooth GARUTO(WH/BL/SM)

LOW-SLOPE ROOFING



NEW

# CERTAINTEED: FLINTLASTIC DETAILS

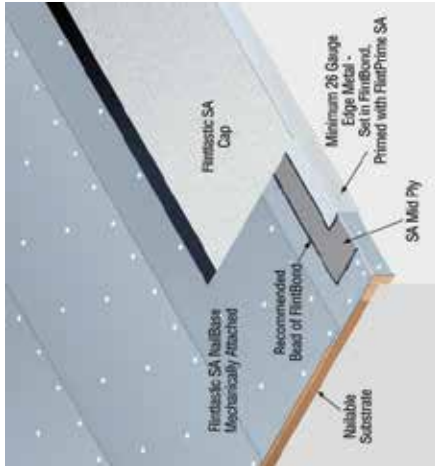
## Flintlastic Installation Details



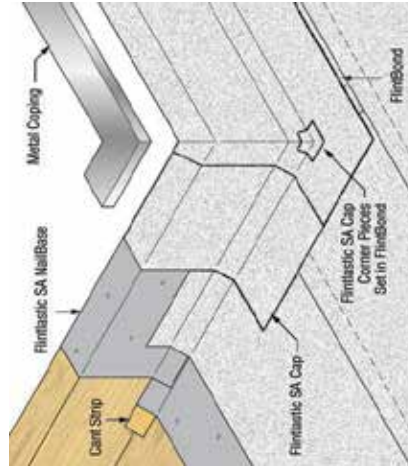
SAINT-GOBAIN

[certainteed.com](http://certainteed.com)

Edge Detail



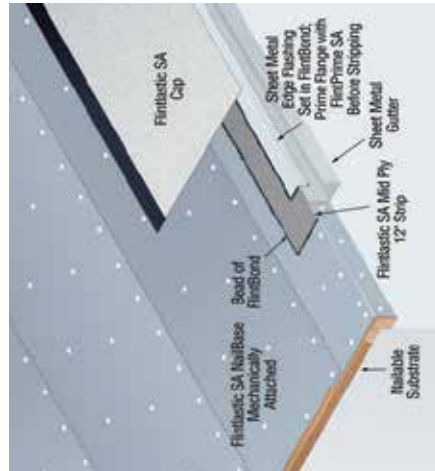
Outside Corner



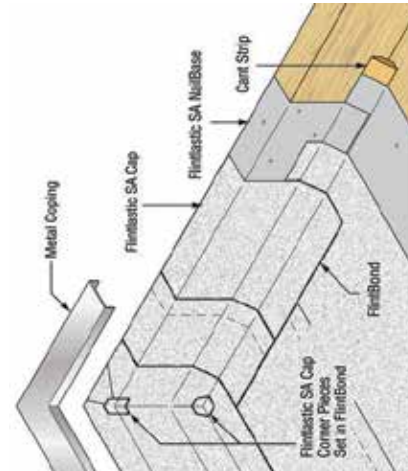
Shingle Transition



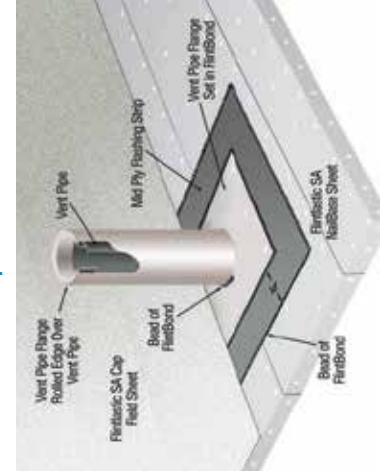
Rain Gutter Edge Detail



Inside Corner

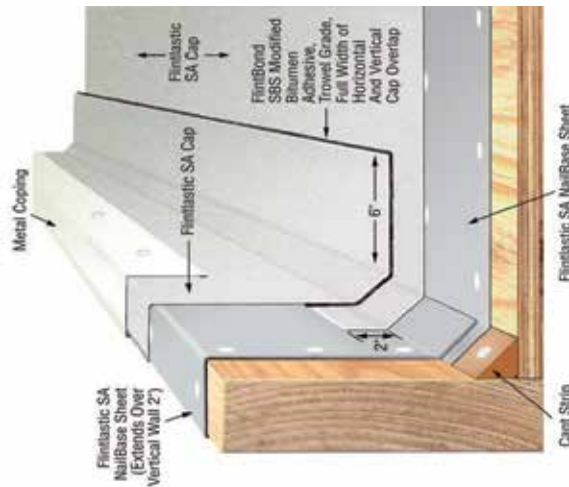


Vent Pipe Collar Detail

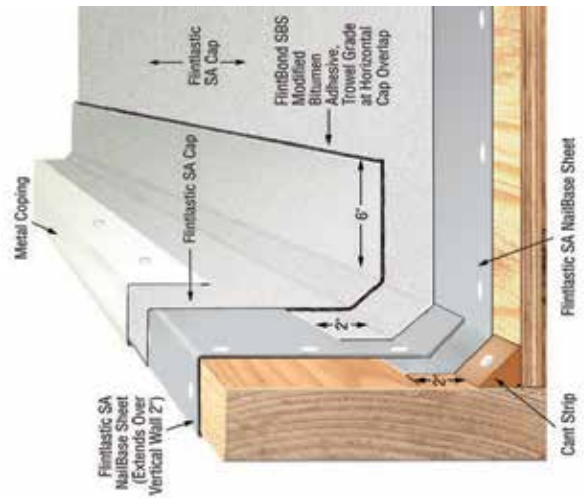


### CertainTeed Flintlastic SA 2-Ply System Typical Construction Details

Parapet Wall



Alternate Parapet Wall



# Metal Roofing Take-Off Sheet



DOWNLOAD  
HERE

Roof Panel	
Type	
Gauge	

	COLOR	QTY	SIZE	QTY	SIZE
Painted					
Galvanized					
Galvalume					

Screws (100 / Sq.)	COLOR	QTY	SIZE

Edging	COLOR	QTY	SIZE
Drip			
Rake			

Flashing	COLOR	QTY	SIZE
Valley (Roll)			
Valley (Sheet)			
Valley (W)			
Wall			
Fitted Wall			
Pipe Flashing			

Hip & Ridge	COLOR	QTY	SIZE
Ridge Roll			
Ridge Vent			
End Caps			
Cottage Roof Cap			
Fitted Ridge Cap - 2 PL			
Fitted Hip Cap - 2 PL			

Closure Strips	QTY
Inside	
Outside	
Emseal Tape (19')	

Miscellaneous	COLOR	QTY	SIZE
Butyl Tape			
Snow Guards			
Surebond Adhesive			
Touch Up Paint			
HT Ice & Water			
Cap Nails			
Geocel			
Furring Strips			
Other			

**Albany**  
99 Railroad Ave.  
Albany, NY 12205  
518-454-0080  
866-320-3743  
Fax 518-454-0088

**Auburn**  
Rt. 5 & 20 West  
Auburn, NY 13021  
315-253-9703  
800-262-3743  
Fax 315-252-8516

**Binghamton**  
33 Phelps Street  
Port Dickinson, NY 13902  
607-773-8006  
800-272-3743  
Fax 607-724-2871

**Elmira**  
48 Philo Rd. W.  
Elmira Hgts., NY 14903  
607-739-3399  
800-822-3743  
Fax 607-739-3887

**Scranton**  
700 North-South Rd.  
Scranton, PA 18504  
570-346-3390  
800-789-3743  
Fax 570-346-3477

**Syracuse**  
500 Factory Ave.  
Syracuse, NY 13211  
315-455-7434  
800-252-3743  
Fax 315-455-9275

**Utica**  
9545 River Rd.  
Marcy, NY 13403  
315-732-6646  
800-499-3743  
Fax 315-732-5424

**Watertown**  
22293 Teal Park Dr.  
Watertown, NY 13601  
315-779-9243  
888-613-3743  
Fax 315-779-9253

**Williamsport**  
7784 S. Rt. 220 Hwy.  
Linden, PA 17744  
570-398-9820  
866-228-3743  
Fax 570-398-9827



# Panel-Loc Plus®

SPECIAL ORDER



Panel-Loc Plus®, Crimson

## Quality steel roofing!

Panel-Loc Plus® gives residential, agricultural, and light commercial projects the protection of steel with an attractive appearance. It features an extra striation on top of the rib for superior durability and protection against extreme weather.



PANEL-LOC PLUS®  
PRODUCT GUIDE

- Available in SMP with Texture!
- Features our CentralGuard® paint system in Fluoropon, SMP, and Texture.
- Available in Galvalume painted AZ50/bare AZ55 and galvanized G90.



RECOMMENDED <b>2½:12</b> PITCH AND ABOVE	<b>29</b> OR <b>26</b> GAUGE	<b>36"</b> OVERALL COVERAGE	<b>¾"</b> MAXIMUM RIB HEIGHT
---	---------------------------------------	-----------------------------------	------------------------------------



**Choose from more than 30 colors!**

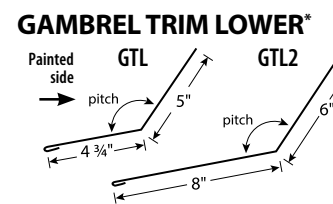
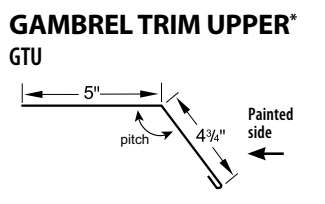
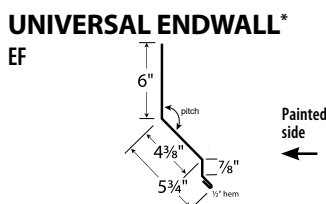
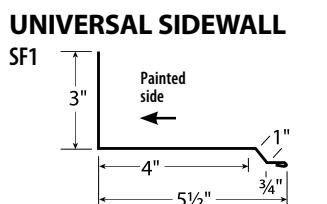
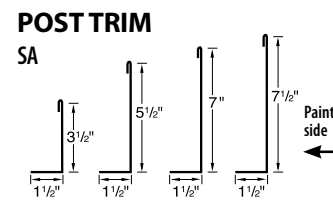
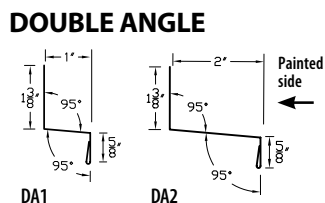
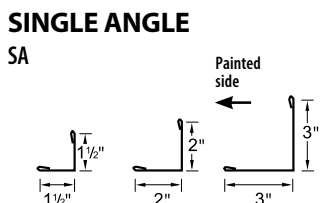
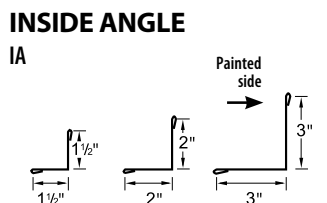
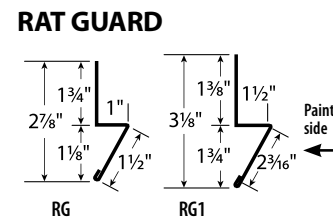
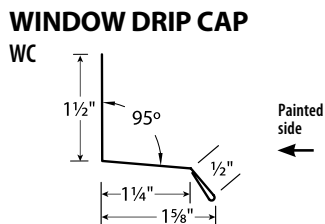
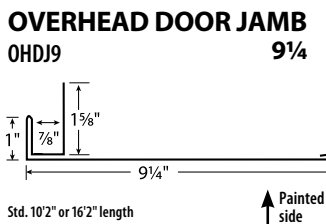
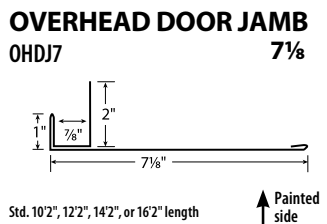
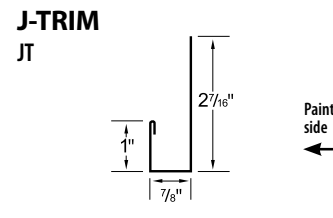
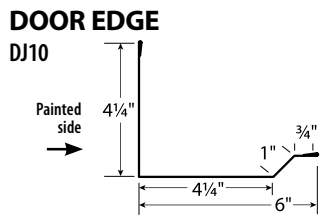
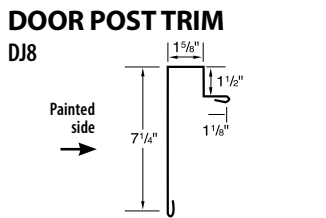
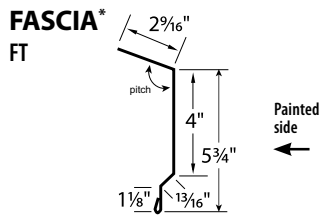
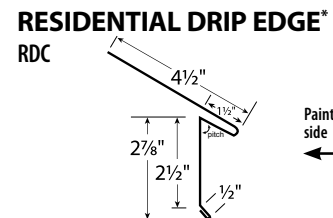
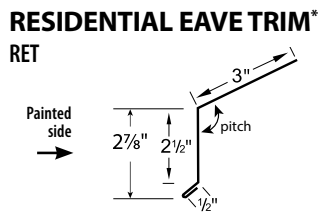
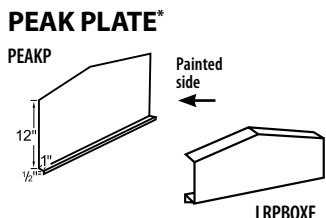
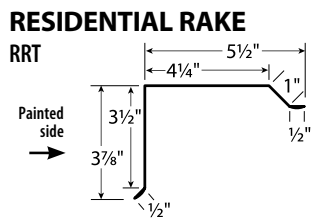
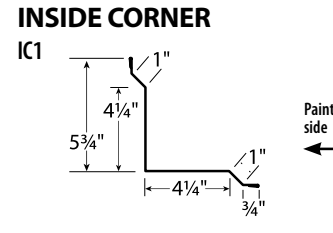
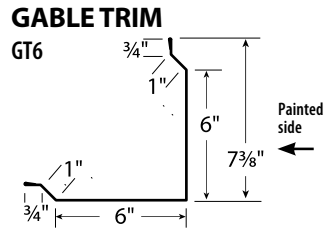
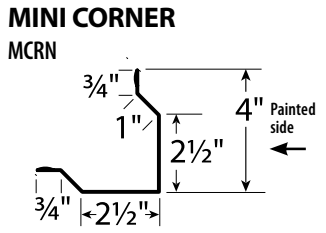
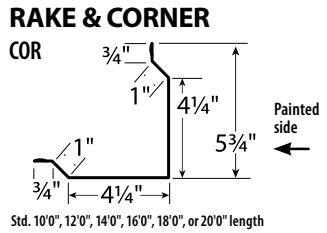
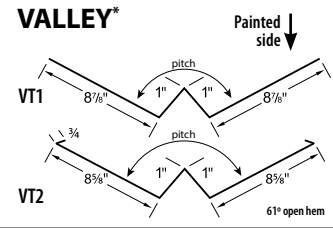
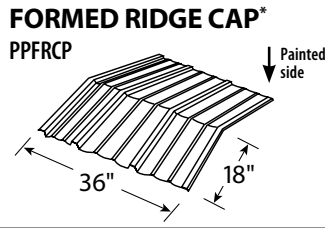
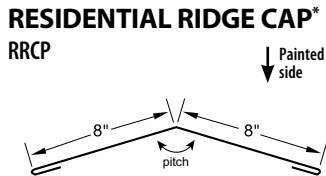
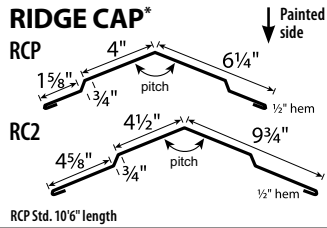
Customers love our online color visualizer. They can easily upload photos of their home to quickly test different color combinations and choose the perfect colors.

Standard trim length 10'2" unless otherwise noted. All angles are 90° or 45° unless otherwise noted. Check product guide for girth and pitch.

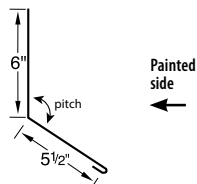
All hems are closed unless otherwise noted. Trims subject to change. See current product guide at [www.CentralStatesMfg.com](http://www.CentralStatesMfg.com) for current dimensions.

[centralstatesmfg.com](http://centralstatesmfg.com)

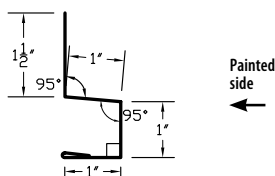
\*Specify pitch when ordering.



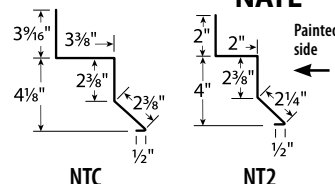
**ENDWALL FLASHING\***  
EFF



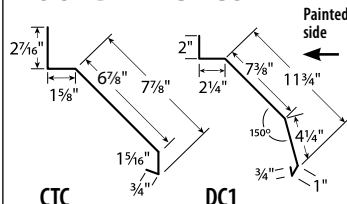
**SQUARE BASE**  
SBA



**SQUARE TRACK COVER NATL**

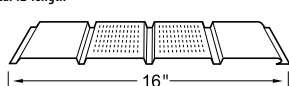


**ROUND TRACK COVER**



**ALUMINUM SOFFIT**

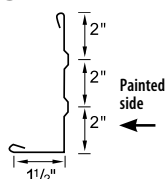
VENTED - VS[color]  
SOLID - SS[color]  
Std. 12' length



Product may not be available in all locations.

**BEADED FASCIA**

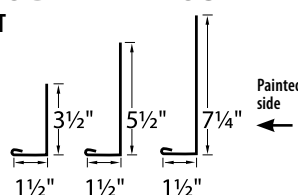
BFT9[color]102



Product may not be available in all locations.

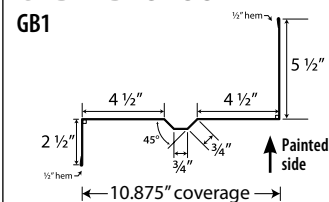
**RESIDENTIAL FASCIA TRIM**

RFT



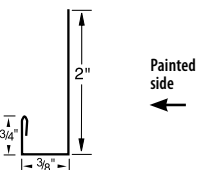
**GABLE BASE SOFFIT**

GB1



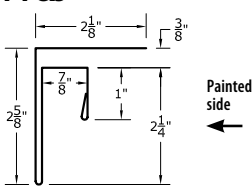
**SOFFIT J-TRIM**

SJT



**SOFFIT F&J**

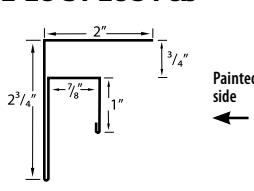
SFJ



For aluminum soffit

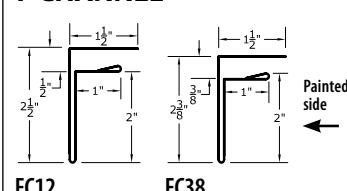
**PANEL-LOC PLUS F&J**

PFJ



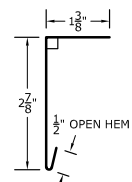
For Panel-Loc Plus™ as soffit

**F CHANNEL**



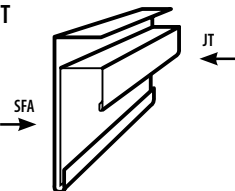
**SOFFIT F ADAPTER**

SFA



**F&J ASSEMBLY**


SFA + JT



**DOOR SET**

3068DR (w/STEEL JAMB)

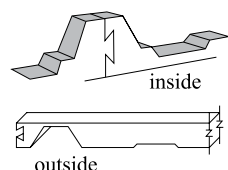
KNOB  
sold separately



**CLOSURES**

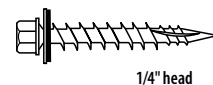
PPCLOUTGLUE  
PPCLINGLUE

Vented  
closures also  
available.



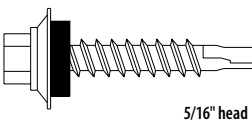
**METAL/WOOD SCREW #10**

1(color)MW  
112(color)MW  
2(color)MW



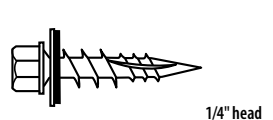
**METAL/METAL SCREW #12**

114(color)MM  
2ZMM



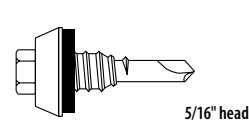
**STITCH SCREW #12**

34(COLOR)ST



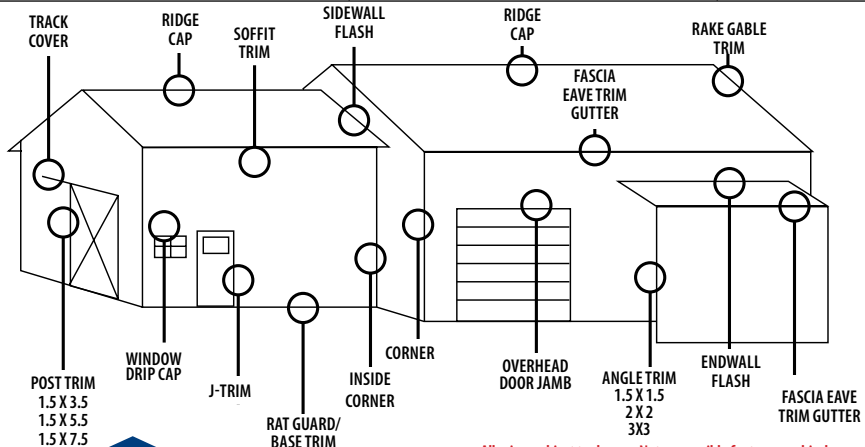
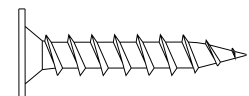
**LAP SCREW #14**

78(COLOR)LAP



**LOW PROFILE  
WAFFER HEAD SCREW**

1WFAST



**ACCESSORIES**

- Skylights - panel & ridgetcap
- Gutters
- Master pipe flashing
- Universal polyfoam
- Flexovent
- Grayflex
- Touchup paint
- Butyl tape
- Sealant



Horizon-Loc<sup>™</sup>, Basil texture



# Prevents leaks with a hidden fastener design.



HORIZON-LOC  
PRODUCT GUIDE

Horizon-Loc can be installed with exposed or concealed fasteners. Extra protection from leaks, no hand-seaming, and lower insurance rates make Horizon-Loc the perfect panel for both residential roofing, agricultural, and light commercial projects.



RECOMMENDED <b>3:12</b> PITCH AND ABOVE	<b>26</b> GAUGE	<b>16"</b> OVERALL COVERAGE	<b>1"</b> MAXIMUM RIB HEIGHT
--	--------------------	-----------------------------------	------------------------------------

- Now available in SMP with Texture for added scratch resistance.
- Installs over solid decking with 30-lb. felt paper or equivalent.
- Available in painted AZ50 Galvalume or AZ55 acrylic-coated Galvalume.

Traditional SMP  
Charcoal

SMP with Texture  
Mineral



Notice how the light reflects off our traditional smooth finish creating a glare, but the Texture finish breaks up the light for a deeper, richer color.

# R-Loc® /M-Loc®

SPECIAL ORDER



R-Loc™, Galvalume roof/Charcoal Walls

## *Strong* and *durable*, for today's commercial market

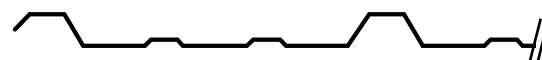
R-Loc® and M-Loc® are our workhorse commercial panels for low-slope roofs. With the added purlin bearing leg, R-Loc® provides easy installation. M-Loc® is an excellent choice when the project requires a commercial-strength panel with a low-rib appearance.

- Industry standard configuration allows maximum purlin spacing for a cost-effective building.
- Ideal for low-pitch applications.
- Matching trims and accessories.



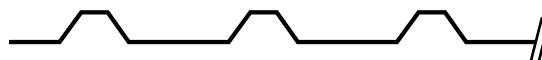
R-LOC® & M-LOC®  
PRODUCT GUIDES

### R-Loc®



RECOMMENDED <b>1½:12</b> PITCH AND ABOVE	<b>26</b> GAUGE	<b>36"</b> OVERALL COVERAGE	<b>1¼"</b> MAXIMUM RIB HEIGHT
---	--------------------	-----------------------------------	-------------------------------------

### M-Loc®



RECOMMENDED <b>1:12</b> PITCH AND ABOVE	<b>26</b> GAUGE	<b>36"</b> OVERALL COVERAGE	<b>13/16"</b> MAXIMUM RIB HEIGHT
--	--------------------	-----------------------------------	--

# AMERI-CANA™ PANEL

## SUPERIOR STRENGTH AND VERSATILITY

Ideal Roofing's Ameri-Cana roofing and siding panel offers superior strength **with its strong 80,000 psi full-hard steel core** and its 5 specially-designed 3/4"-high ribs spaced every 9 inches. Superior strength means savings on wood or steel purlins for the builder. Please consult the following load tables.



### "OUR RIBS ARE BETTER!"

The ribs on the Ameri-Cana panel are reinforced to better accommodate fasteners. With its symmetrical pattern and ribs with steeper angles, the Ameri-Cana panel is considered the ultimate roofing or siding panel for agricultural, commercial or industrial buildings as well as for residential roofing applications.


## WEATHERTIGHT OVERLAP

Ideal Roofing's Ameri-Cana panel offers maximum protection against leakage with its built-in anti-siphon groove to counter water infiltration resulting from capillary action. This feature makes the Ameri-Cana panel "ideal" for use as a roofing sheet for long and low rafters with a roof pitch as low as 3/12.

## UNIFORMLY DISTRIBUTED LOADS (LBS/FT²) FOR TRIPLE SPAN CONDITION

(Tested Under ASTM E72-05)

	18"	24"	30"	36"	42"	48"
29 gauge (.016")	304	171	95	67	49	38
26 gauge (.021")	423	237	135	87	63	48



VISUALIZER

## 24 ATTRACTIVE COLORS TO ENHANCE YOUR BUILDINGS

Colors not exactly as shown. See color card.

 Dark Brown ID 8229	 Forest Green ID 8307	 Slate Blue ID 8260	 Regent Grey ID 8730	 Antique Linen ID 8696	 Pebble Khaki ID 8129
 Heron Blue ID 8330	 Tile Red ID 8259	 Charcoal ID 8306	 Royal Blue ID 8790	 Bright Red ID 8386	 Graphite Grey ID 60035
 Tan ID 8315	 White ID 8317	 Burgundy ID 8011	 Coffee ID 8326	 Medium Green ID 8329	 Jet Black ID 60039
 Red ID 8250	 Stone Grey ID 8305	 Bone White ID 8273	 Polar White ID 8783	 Black ID 8262	 Sepia Brown ID 60041

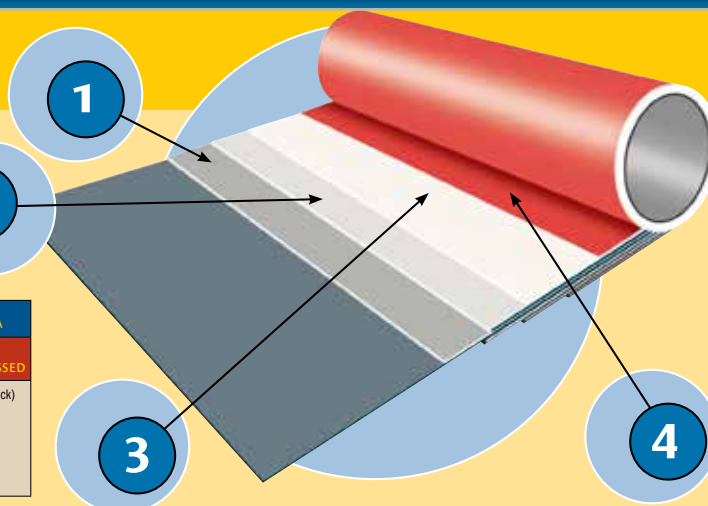
## 4 COATS OF PROTECTION FOR LONGER LIFE

- 1 ALUMINUM-ZINC ALLOY (GALVALUME AZ50)
- 2 METAL OXIDE PRETREATMENT
- 3 HIGH PERFORMANCE PRIMER
- 4 PERSPECTRA PLUS SERIES™ / WEATHER XL™

### 40 YEAR LIMITED WARRANTY

#### YOUR CHOICE OF MATERIAL \*APPLICABLE ONLY ON THE AMERI-CANA

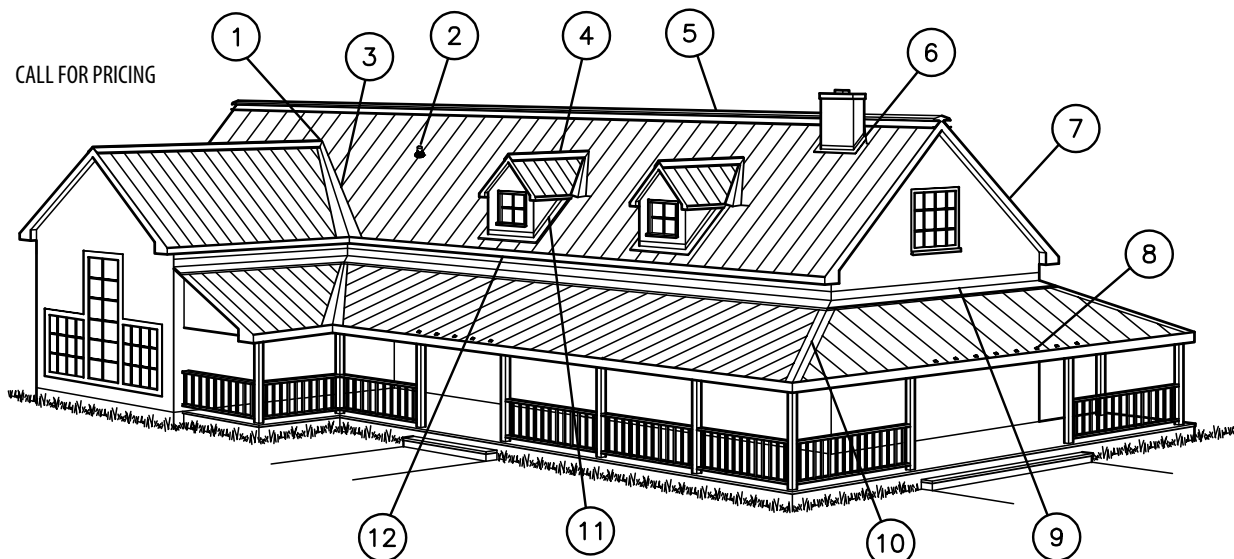
GALVANIZED STEEL (MILL FINISH)	GALVALUME PLUS (MILL FINISH)	PRE-PAINTED GALVALUME STEEL	*ALUMINUM DIAMOND EMBOSSED
ASTM-A653 SS Grade 80, Z275 (G-90); Gauges: 29 (.016" thick) and 26 (.021" thick)	ASTM-A792 SS Grade 80, AZ50; Gauge: 29 (.016" thick)	Perspectra PLUS Series™ / Weather XL™: see color chart; ASTM-A792 SS Grade 80, AZ50; Gauges: 29 (.016" thick) and 26 (.021" thick)	Gauge: 25 (.0175" thick)



# IDEAL ROOFING: METAL ROOFING ACCESSORIES



idealroofing.com



CALL FOR PRICING

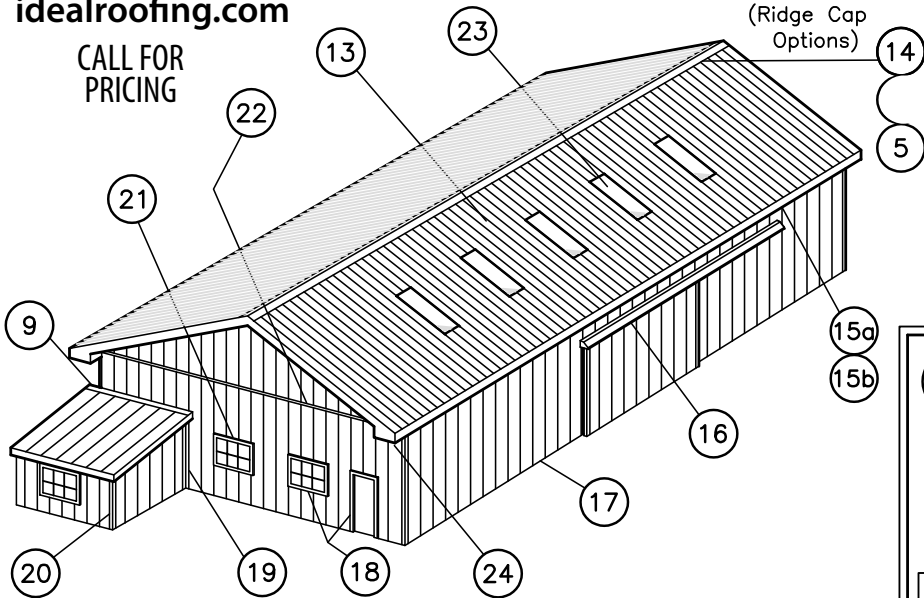
ACCESSORIES 10' UNLESS OTHERWISE INDICATED

<p>1 Dormer Cap (Satincoat Finish)</p> <p>Both Main Roof pitch and Dormer pitch required</p>	<p>2</p> <p><b>**"Dektite"</b></p> <p><b>**"Retrofit Dektite"</b></p> <p>*Size #3 fits 1/4" to 5" dia.          *Size #4 fits 3" to 6 1/4" dia.          *Size #8 fits 7" to 13" dia.          *Size #9 fits 10" to 19" dia.          *High Temp. Silicone #8 fits 7" to 13" dia.          **Retrofit #802 fits 2" to 7 1/4" dia.</p>	<p>3 Valley or...</p> <p>18" 24" 36"</p> <p>"W" Valley 10' pieces</p>
<p>4</p> <p>Liberty Cap #214 (10' pcs) with ***Foam Closure Strip (covers 1 panel)</p> <p>or...</p> <p>Ridge Roll (10' pcs) with ***Foam Closure Strip (covers 1 panel)</p>	<p>5 Ridge Vent #206 (10' pcs), End Caps with ***Foam Closure Strip (covers 1 panel)</p>	<p>6 Flat sheet to make cricket flashing (on site)</p>
<p>7 Rake Edge Trim #411 "F" Gable Trim #415</p> <p>10' and 14' pieces 10' pieces</p>	<p>8 Snow Diamond</p>	<p>9 Fitted Wall flashing</p> <p>(Covers 2 panels)</p>
<p>10 Cottage Roof Cap #210 (10' pcs) and small ***Square Foam Closure (15' roll)</p>	<p>11 Wall Flashing Type S #205</p> <p>10' pieces</p>	<p>12 Steel Roof Drip Edge #414 (10' pcs) with ***Foam Closure Strip (covers 1 panel)</p> <p>Roof pitch required</p>

idealroofing.com

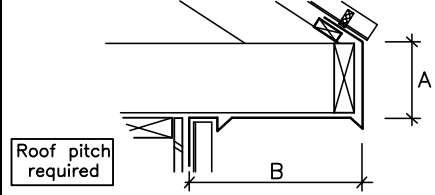
CALL FOR PRICING

(Ridge Cap Options)

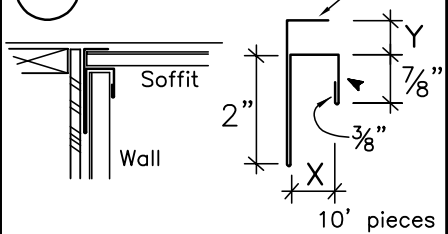


ACCESSORIES 10' UNLESS OTHERWISE INDICATED

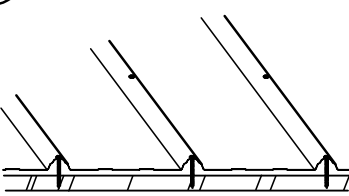
**15a** Fascia and Soffit: Type1J #402 (10' pcs) with \*\*\*Foam Closure Strip (covers 1 panel)



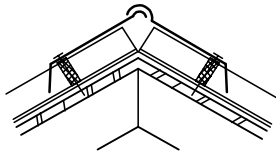
**15b** "F-J" trim #317



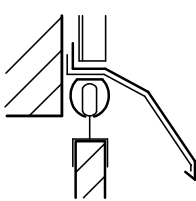
**13** Fastening on Metal Roofing (Screw through ribs)



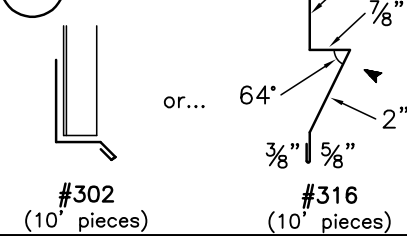
**14** Fitted Ridge Cap (covers 2 panels) with \*\*\*Foam Closure Strip (covers 1 panel)



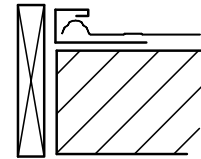
**16** Cover for "Round" Sliding Door Track #315 (10' pcs) with Sliding Door Hardware



**17** Base Flashings

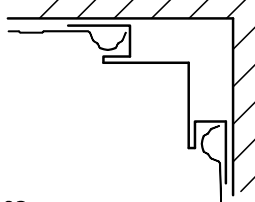


**18** J-trim #301



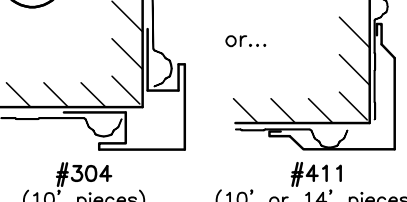
10' pieces

**19** Inside Corner #305



10' pieces

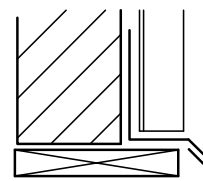
**20** Outside Corners



10' pieces

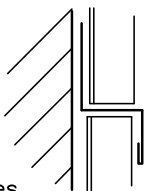
10' or 14' pieces

**21** Window & Door Flashing #303



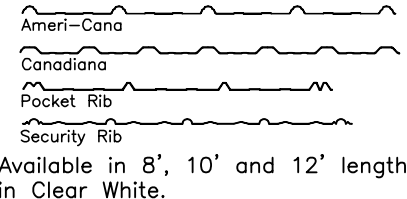
10' pieces

**22** Gable divider #307

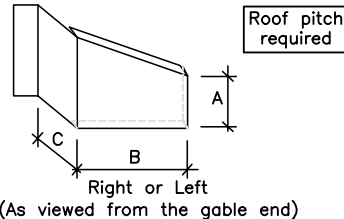


10' pieces

**23** Fiberglass Panel (lightweight profiles)



**24** End Box for Fascia and Soffit #413



Right or Left (As viewed from the gable end)

\*\*\*Foam Closures sold separately

All prices subject to change. Not responsible for typographical errors.  
See [eriematerials.com/updates](http://eriematerials.com/updates) for major price announcements.



**Callouts:**

- Gable Divider #307
- Steel Roofing Drip Edge #414
- Valley
- Window and Door Flashing #303
- Fitted Ridge Cap
- Ridge Roll
- Ridge Vent #206
- Liberty Cap #214
- Outside Corner #304
- Fascia and Soffit Type 1J #402
- J-Trim #301
- Inside Corner #305
- Base Flashing #302
- Sliding Door Edge Trim #313
- Cover for Round Sliding Door Track #315

Ideal Guard	Ridge Roll, 10' lengths	Valley 18", 24", 36"	Closure Strip	Ridge Vent, 10' lengths	Fitted Ridge Cap, 6' lengths	Roll Valley Coils, 50' lengths	SNOW DIAMOND
Fitted Wall Flashing	"Z" Bar	"U" Channel	Omega Bar	Touch-up paint	Screw with neoprene washer	#14 Self-drilling screw with 7/16" nylon head	#12-#14 Self-drilling screw with neoprene washer

To add the finishing touch, Ideal Roofing fabricates all its flashing and trims in all colors and materials.

UL 580 (Class 90), Wind Uplift Resistance (check our website for installation details).

**Commercial,  
Agricultural  
& Residential Metal  
Roofing & Siding**

Profiles to fit every need!

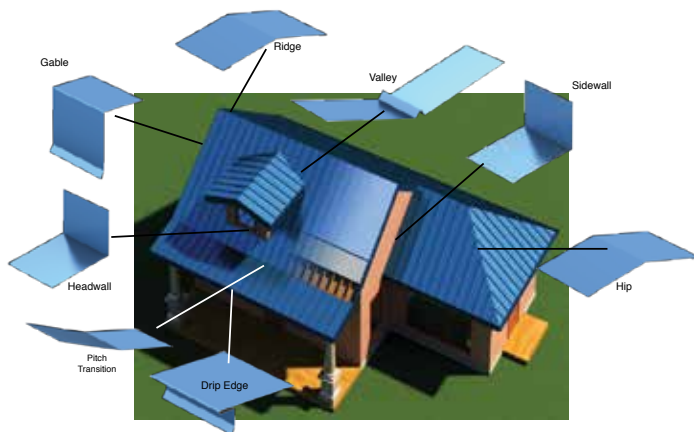
- Galvanized
- Galvalume
- Aluminum
- Steel

- Custom Lengths
- Jobsite Delivery

**PANEL PROFILE:**



**PANEL RIB:**



**METAL ROOFING, WALL, AND PERIMETER EDGE FINISHES  
STOCK COLORS**



Contact your Erie Materials sales person for our full line of 50 colors.

Available at Erie Materials  
locations in New York.

**DrexelMetals**  
Roofing Systems + Custom Fabrication  
A CARLISLE COMPANY

MARVIN 

NEW!


DISCOVER

MARVIN AWAKEN™  
SKYLIGHT

## KEY FEATURES

- GLASS** Flush glazing sheds debris and prevents pooling
- SLEEK DESIGN** Narrow sightlines provide more visible daylight compared to current offerings from other manufacturers
- FRAME** Fiberglass frame with stainless steel hardware
- HIDDEN SCREEN** Awaken's unique parallel projection only requires a screen around the perimeter of the frame, which results in a clear, screen-free view of the outdoors
- SHADES** Integrated room-darkening or light-filtering shades available
- LIGHTING** Dimmable LED lights tunable from 2200k (comparable to light at sunrise/sunset) to 5500k (comparable to the sun at noon)

## FINISHES



## SIZING

AWAKEN SKYLIGHT		WIDTH			
		16"	24"	32"	48"
HEIGHT	36"	<input type="radio"/>	<input type="radio"/>	<input type="radio"/>	<input type="radio"/>
	48"	<input type="radio"/>	<input type="radio"/>	<input type="radio"/>	<input type="radio"/>
	60"	<input type="radio"/>	<input type="radio"/>	<input type="radio"/>	<input type="radio"/>
	90"	<input type="radio"/>	<input type="radio"/>	<input type="radio"/>	<input type="radio"/>

☐ VENTING    ☐ FIXED



Scan the QR to learn more about installation of the Marvin Awaken Skylight.

©2022 Marvin Lumber and Cedar Co., LLC. All rights reserved. Part #19983354.

## DISCOVER

MARVIN  
SKYLIGHT**NEW!**

The Marvin Skylight delivers expansive views of the outside world and allows you to incorporate the benefits of natural light into your home. With its unique, design-forward sizes, narrow sightlines, and uncluttered aesthetic, the Marvin Skylight will introduce a beautiful, light-filled architectural element into any space.

## FEATURES

- Sleek design
- Durable and low-maintenance structural polymer frame
- Narrow sightlines provide more visible daylight compared to other manufacturers
- Flush glazing sheds debris and prevents pooling
- Integrated condensation management system
- The same unit can be installed on either a curb or directly to the roof deck
- Laminated glass on all units
- Third party shades can be added
- Maximum sizes up to 48" x 90"

## SIZING

MARVIN SKYLIGHT		WIDTH			
		16"	24"	32"	48"
HEIGHT	36"	●	●	●	●
	48"	●	●	●	●
	60"	●	●	●	●
	90"	●	●	●	●

Notes: Call numbers are 1.5" from the rough opening on all sides

## SPECIFICATIONS

TEST	MARVIN SKYLIGHT
Air Test / PSF	.01
Water Test / PSF	7.5
Structure Test / PSF	+100/-75
WDMA Rating	PG50
NFRC U-Factor	.4
Solar Heat Gain	.26
Visible Transmittance	.59

## MOUNTING OPTIONS

Each Skylight unit is shipped with the flashing and hardware necessary for installation on a curb or directly to the decking. This minimizes ordering mistakes which can cost money and cause project delays.



## FINISHES



GUNMETAL  
EXTERIOR



EBONY  
EXTERIOR



STONE WHITE  
INTERIOR

To learn more visit us at [MARVIN.COM](https://marvin.com).



VELUX: SKYLIGHTS

**VELUX®**

veluxusa.com

# Go Solar, Save Big!

**Go Solar** with VELUX and save your customers 30% on products and installation. They'll get a factory-installed solar blind, a free VELUX ACTIVE Gateway and lower net cost than purchasing a skylight alone.

**Go Solar** adds \$425 to the cost of a deck-mounted FS skylight model. The tax credit alone will save your customers much more (see below). Plus, they'll enjoy the energy savings!

Learn more about how easy this tax credit is at [VELUXUSA.com/TaxCredit](http://VELUXUSA.com/TaxCredit).



## Example of a VELUX Fixed Skylight with the Go Solar Option:



### Fixed Skylight Option

*Estimated price/savings*

\$440 Fixed Skylight & Flashing

+ \$1,500 Installation

**\$1,940 Final Cost to Homeowner**

### Go Solar Option

*Estimated price/savings*

\$840 Fixed Skylight, Blind & Flashing

FREE VELUX ACTIVE Gateway

+ \$1,500 Installation

- \$702 30% Federal Tax Credit\*

**\$1,638 Final Cost to Homeowner\***

**Go Solar and save \$302!**

\*Based on tax credit eligibility. For more information visit [veluxusa.com/taxcredit](http://veluxusa.com/taxcredit).

1 VELUX ACTIVE Gateway not included with the Go Solar option for the VELUX Solar Powered "Fresh Air" Skylight.

2 Actual installation costs will vary from these estimates based on common variables in roof construction and shaft construction. Local delivery costs and applicable sales tax not considered for these estimates. These numbers are provided as estimates only.

All prices subject to change. Not responsible for typographical errors.  
See [eriematerials.com/updates](http://eriematerials.com/updates) for major price announcements.

## VELUX® Deck-Mounted "Fresh Air" Skylights

An economical solution for bringing abundant natural light and fresh air into the home, this unit helps achieve proper moisture balance and comfort level by allowing stale, humid air to be released.

Laminated Low-E Glass • EDL Flashing Kit • Insect Screen

### Manual Vent (VS)

VSC01LA	21" x 26-7/8"
VSC04LA	21" x 37-7/8"
VSC06LA	21" x 45-3/4"
VSC08LA	21" x 54-7/16"
VSM06LA	30-1/16" x 45-3/4"

### Solar Vent (VSS)

VSS06LA	44-1/4" x 45-3/4"
---------	-------------------



## Deck-Mounted Fixed Skylight (FS)

For visually expanding hallways, stairwells, and other closed-in, dark spaces that can be transformed with light and sky views.

Laminated Low-E Glass – EDL Flashing Kit

FSC01LA	21" x 26-7/8"	FSC08LA	21" x 54-7/16"
FSC04LA	21" x 37-7/8"	FSM06LA	30-1/16" x 45-3/4"
FSC06LA	21" x 45-3/4"	FSS06LA	44-1/4" x 45-3/4"

## VELUX Control Rod for Manual Operation of Skylights 6- to 10-foot Telescoping Rod ZCT300

*Note: All skylight pricing listed above includes Type EDL Flashing Kit for roof slopes as low as 3/12. Sizes are rough openings*



## VELUX SUN TUNNEL™ Skylights

### Highly Reflective Rigid Tunnel

The redesigned TMR Rigid VELUX SUN TUNNEL features a highly reflective tunnel that provides brighter, whiter light output in any application. This makes the Model TMR great for long tunnel runs and for areas with less sunlight, such as north-facing slopes. 24-ga. zincalume base flashing

TMR014	14" Rigid SUN TUNNEL, Acrylic
TMR010	10" Rigid SUN TUNNEL, Acrylic
ZTL114	Universal Light Kit


### Tunnel Extensions

ZTR10	10" x 2' Rigid Extension
ZTR14	14" x 2' Rigid Extension

## Go Solar. Save Big\*

Homeowners who add Solar Night Lights to their Sun Tunnels might be eligible for a 30% federal tax credit on the entire purchase and installation.

*\*For more information, visit [veluxusa.com/taxcredit](http://veluxusa.com/taxcredit)*



## Factory-Installed Shades

- **Factory-stocked shades** can be factory-installed on solar and electric venting skylights at **no additional cost or lead time!**
- **Upcharge\***: \$425 list  
\*FCM units require a \$125 accessory tray
- 30% federal tax credit on solar shades

### Room-Darkening Double-Pleated Shades

Double-pleated blackout cloth with aluminum honeycomb structure to improve insulation properties and reflect solar heat.



## SEAMLESS GUTTER SUPPLIES

# Our Seamless Gutter Program Is Better Than Ever!

- Deeper inventories of gutter coil and accessories
- 14 colors in both 5" and 6" gutter in stock.
- More competitive, simplified pricing
- Metal sample rings for accurate matching
- Price supplement for accurate pricing



In stock at your local branch or available within 2 to 3 days via intercompany transfer



Hantite Hanger



One-Piece Hanger



Round Outlet



Rivet Outlet



Wedges



End Caps



Hidden Hanger



Vampire Hanger



Funnels



Gutter Coil



Custom-Length Gutter Coil



Zip Screws



Sky Hook With Screw



Fascia Apron



Box Miters



Offsets



Bay Miters



Pop Rivets



Bar Hanger



Downspout (leader)



Strip Miters



Pipe Clip



Pipe Cleat



Elbows




Pipe Band

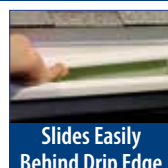


Supreme Hanger

## Keep Rain in the Gutter! DRIP STRIP



Protects Fascia



Slides Easily Behind Drip Edge

White or Musket Brown, 8' Lengths  
1" high 2" high

## 14 Colors in stock!

30 Deg. White  
80 Deg. White  
Almond  
Black  
Barn Red  
Charcoal Gray  
Eggshell  
Grecian Green

Gray  
Musket Brown  
Royal Brown  
Stone Clay  
Terra Bronze  
Wicker

NOT ALL SIDING COLORS HAVE  
MATCHING GUTTER COLORS

## COIL CALCULATOR CHART

WIDTH	.027 x 11-3/4"		.032 x 11-3/4"		.032 x 15"	
	LB.	L.F.	LB.	L.F.	LB.	L.F.
1/2"	30	80	30	68	38	68
3/4"	46	122	46	103	59	103
1"	62	165	62	139	79	139
1-1/4"	79	209	79	176	100	176
1-1/2"	96	255	96	215	122	215
1-3/4"	114	301	114	254	145	254
2"	132	349	132	295	168	295
2-1/4"	150	398	150	336	191	336
2-1/2"	169	449	169	379	215	379
2-3/4"	189	500	189	422	240	422
3"	208	553	208	467	266	467
3-1/4"	229	607	229	512	292	512
3-1/2"	249	661	249	559	318	559
3-3/4"	271	718	271	606	345	606
4"	292	775	292	655	373	655
4-1/4"	314	834	314	704	401	704
4-1/2"	337	894	337	755	430	755
4-3/4"	360	955	360	807	459	807
5"	384	1018	384	860	489	860
5-1/4"	408	1082	408	913	520	913



## GUTTER COIL YIELD CHART

WIDTH	GAUGE	FEET PER LB.
11-3/4"	.027	2.653
11-3/4"	.032	2.238
15"	.032	1.754



## GeoCel 2320 Gutter Seal

Clear  
GE02320CL  
10.3 oz



# Seamless Gutter *Cut to Size!*



Eliminates waste, field work and mistakes!

5" seamless gutters cut to the nearest inch

Hemback reinforcement

Up to 14 colors available to complement most popular vinyl siding colors

Protective packaging prevents damage in transit and handling

For delivery or pickup

Full line of hangers, caps, spouts, elbows and other accessories

Alu-Rex gutter protection offers easy upsell opportunity

Please allow 24 hours for cut gutter orders

Colors and availability may vary by branch.

Ask your Erie Materials salesperson for pricing and more information.

**NEW!**

**gutter clean<sup>®</sup>**

## RETRO-FIT GUTTER GUARD

- Installs over existing rain gutters
- Stops leaves and debris from collecting
- Acts as a UV shield to prevent cracks and voids in corners
- 25-year clog-free warranty\*



EARN POINTS  
WITH EVERY  
CARTON  
SIGN UP TODAY

**double pro<sup>®</sup>**

## CONTINUOUS HANGER<sup>™</sup> WITH BUILT-IN GUTTER GUARD

- For new rain gutters in debris prone areas
- Transferrable 360° lifetime warranty (covers coniferous areas)
- Blocks fine debris like pine needles
- Supports up to 425 lb per linear foot
- Protects gutters year after year from the weight of ice and snow
- 40 inches of rain water can flow through the screen in a single hour
- Serves as a UV-ray shield to prevent cracking and leaking at corners
- Our latest micro-mesh gutter guard



**WATCH**

[youtu.be/bFbbwci6sYQ](https://youtu.be/bFbbwci6sYQ)

**t rex<sup>®</sup>**

## CONTINUOUS HANGER<sup>™</sup> FOR RAIN GUTTERS

- For new rain gutters
- Lifetime warranty on sturdiness and 25-year clog-free warranty\*
- Can hold up to 250 lb per linear foot
- Protects gutters year after year from the weight of ice and snow
- 30 inches of rain water can flow through the screen in a single hour
- Serves as a UV-ray shield to prevent cracking and leaking at corners



**WATCH**

[youtu.be/gyw\\_5MdZU74](https://youtu.be/gyw_5MdZU74)

\* See warranty for details

**Call for pricing.**

All prices subject to change. Not responsible for typographical errors.  
See [eriematerials.com/updates](https://eriematerials.com/updates) for major price announcements.



**Tapco PRO19™**  
(10'6")

**Tapco PRO14™**  
(10'6")

- Stores material inside brake – reduces handling and flipping of material
- Patented "Moving Pivot Hinge" increases bending power without marring material
- 180° hemming capability for making more rigid panels
- Available in 8'6", 10'6" and 12'6" lengths
- PRO 19: throat depth 19", mouth opening 2-3/8"
- PRO 14: throat depth 14", mouth opening 2-3/8"



**ProTrax  
Saw Table**



## Accessories



**PRO Cut-Off**



**Side-Winder**




**Brake Buddy**

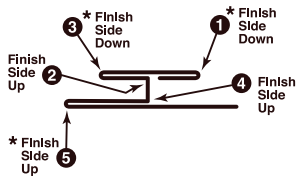


**Snap Stand**  
wheel kit not included  
**Wheel Kit**

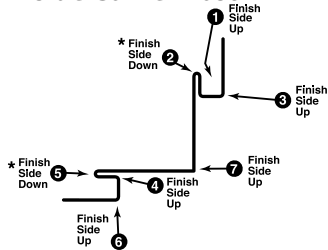
## Top 10 Brake Bends



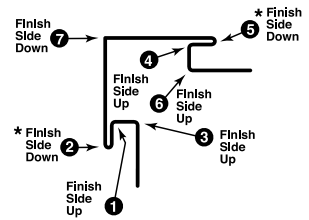
### Soffit Miter



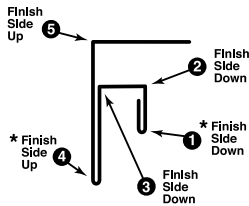
### Inside Corner Post



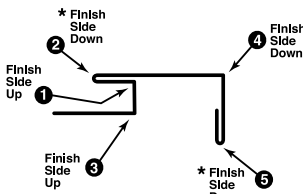
### Outside Corner



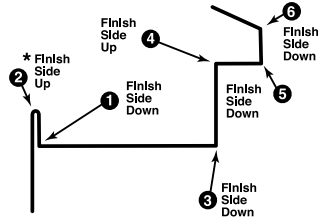
### F-Channel



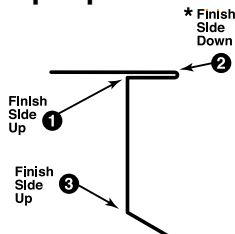
### Window Casement with Built-in J-Channel



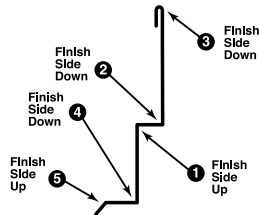
### Window Sill



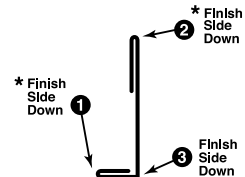
### Drip Cap



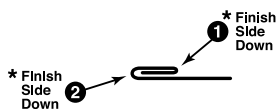
### Frieze Board



### Fascia



### Sill Trim



tapcotools.com



- One side has 12/12 pitch, other side 9/12
- Reduces worker fatigue, helps hold material in place
- Lightweight. 32" wedge weighs less than seven lbs.
- Grab handles make it easy to pick up and move
- Anti-slip textured grip plate
- Improves safety but not a safety device or replacement for a safety device

32" PHRW32B  
Please call ahead for bulk orders.



## ULTRA-JACK<sup>®</sup> SCAFFOLDING SYSTEM



**Aluminum Ultra-Jack<sup>®</sup>**  
Model# PJ-PJAL




**Ultra-Jack<sup>®</sup> Workbench**  
Model# PJ-WBAL



**Ultra-Jack<sup>®</sup> Pole Anchor**  
Model# PJ-PAAL



**Ultra-Jack<sup>®</sup> Anti-Slip Pole Base**  
Model# PJ-PBAL



**Ultra-Jack<sup>®</sup> Brace**  
Model# PJ-BAL



**Ultra-Jack<sup>®</sup> Pole Connector**  
Model# PJ-C06

**Ultra-Jack<sup>®</sup> Aluminum Pole**  
12' Model# PJ-P06  
24' Model# PJ-P24

**Expected Quality. New Brand.**  
Qual-Craft Ultra-Jack<sup>®</sup> are now manufactured by Metaltech, with the same quality standards.



- Easy to install and operate.
- Heavy duty system with capacity of 500 lb load
- Light and easy to transport products made of aluminum

metaltech.co

# ROLAIR, BOSTITCH, HITACHI, STINGER: PNEUMATIC TOOLS

## Compressors & Air Hoses

	ROL-AIR COMPRESSOR 5.5 HP HONDA GAS WITH REGULATOR & GAUGE INSTALLED	RA4090HK17	
	BOSTITCH AIR HOSE 1/4" x 100' POLYURETHANE	BOPR014100	
	BOSTITCH AIR HOSE 1/4" x 50' POLYURETHANE	BOPR01450	

## Bostitch Pneumatic Tools

	ROOFING NAILER, COIL, RN46-1	BORN46	
	FRAMING NAILER, COIL, N89C-1	BON89C	
	CAP STAPLER KIT SL1838BC	BOSL1838BC	

## Hitachi Pneumatic Tools

	ROOFING NAILER, COIL, NV45AB2	HINV45AB2	
	SIDING NAILER	HINV65AH2	

## Stinger Pneumatic Tools


	CAP NAILER, CN100	STCANA	
	CAP STAPLER, CS150B	STCAST	

NOT ALL TOOLS ARE IN STOCK AT ALL BRANCHES • PLEASE CHECK WITH YOUR ERIE MATERIALS BRANCH FOR AVAILABILITY



## Ladders

EXTENSION LADDERS	WERNER	FIBERGLASS D-6200 SERIES	TYPE 1A	300#	16'	EXLAFI16WE	
					20'	EXLAFI20WE	
					24'	EXLAFI24WE	
					28'	EXLAFI28WE	
					32'	EXLAFI32WE	
					40'	EXLAFI40WE	
STEP LADDERS	WERNER	FIBERGLASS 6300 SERIES	TYPE 1AA	375#	4'	STLAFI4WE	
					6'	STLAFI6WE	
					8'	STLAFI8WE	


## LADDER ACCESSORIES

	LYNN FLAT LADDER/RIDGE HOOK (BLUE)	LYFLLAHO	
	WERNER LADDER STABILIZER, ADJUSTABLE, 97P	WELAST97P	
	WERNER LADDER STABILIZER, FIXED, AC96	WELEASTAC96	
	LADDER MITTS	LAMI	
	WERNER LADDER JACKS, 3-RUNG WITH CLAMPS AC10-20-03 (PAIR)	LAJA3RWE	

## Cap Hammers & Tackers

	BOSTITCH HAMMER TACKER, H30-8D6	BOHT30	
	STINGER CAP HAMMER, CH38A	STCAHA2	

## Pick Planks Aluminum, 500# Rating

	WERNER TASKMASTER STAGES	MANY OTHER SIZES AVAILABLE VIA SPECIAL ORDER	
		16' x 12"	PIPL1612WE
		20' x 12"	PIPL2012WE
		24' x 14"	PIPL2414WE
		28' x 14"	PIPL2814WE



**SPECIAL ORDER**

End rail system requires two SSP-47 stanchion post assemblies and one ERT-N or ERT-W end rail and toe board assembly. Call for pricing.

## Saw Blades

METABO/ HITACHI	HARDIBLADE	7-1/4"	HI714HABL	
		10"	HI10HABL	
		12"	HI12HABL	

### Plus tools and supplies including:

- Roofing tools
- Siding tools
- Gutter tools
- Shingle strippers
- Utility knives and blades
- Zip tools
- Trowels
- Spray foam insulation applicators
- Hammers
- Saw horses
- Nail guides
- Tarps
- Chalk lines
- Tape measures
- Caulk guns
- Rollers
- Hand seamers
- Drive bits
- Hex drivers
- Snips
- Powered shears
- Speed sets
- Magnetic sweepers

*and much more!*

NOT ALL TOOLS ARE IN STOCK AT ALL BRANCHES • PLEASE CHECK WITH YOUR ERIE MATERIALS BRANCH FOR AVAILABILITY



BOSTITCH &amp; MAZE: FASTENERS

# Nails & Fasteners

---

Coil Roof Nails

Coated Framing Nails 15°

Galvanized Roofing Nails

Maze Vinyl Siding Nails

Copper Nails

General Line Nails

Coated Wire-Collated Stick Nails 28°

Generic Coil Roof Nails

Stainless Steel Trim Nails

Round Metal Cap Nails

Round Plastic Cap Nails

**BOSTITCH**

**AND MUCH MORE!**

**Call your Erie Materials location for current pricing and inventory.**



## ERIE MATERIALS MILLWORK SERVICE SOLUTIONS GIVE YOU PEACE OF MIND

---

As a value-added service to you, our customer, Erie Materials maintains a full-time millwork service department with fully-equipped service vans to resolve field service requests.

**If you have a window or door product issue—notify your territory manager or local Erie Materials branch immediately!**

As soon as we learn of your issue, we'll fill out a **Field Service Opportunity (FSO)** request and provide you with a tracking number.

We expedite FSO requests for any jobs in progress. Our thorough Tracking and Follow-up System will follow your issue every step along the path to resolution whether we or a manufacturer are working on it.

Window products purchased from Erie Materials and still under the manufacturer's warranty will be serviced at no charge for a period of one year.

### **Out-of-warranty requests**

Erie Materials will gladly facilitate the identification and ordering of necessary replacement parts. There will be a charge for installation, which you may have billed directly to your customer.

***Our goal is to make your customer happy and let you get on to your next project!***

---

### **ROOFING AND SIDING ISSUES**

For roofing and siding issues, have your customer contact the respective warranty claims department listed below. A warranty claim kit will then be sent directly to your customer from the manufacturer.

#### **SIDING**

CertainTeed	800-999-3654
-------------	--------------

#### **ROOFING**

CertainTeed	800-345-1145
GAF	800-458-1860
IKO	800-433-2811
Owens Corning	800-766-3464

# ERIE MATERIALS DIRECTORY

## ALBANY

99 Railroad Ave., P.O. Box 5548, Albany, NY 12205  
P: (518) 454-0080 • (866) 320-ERIE (3743) • F: (518) 454-0088  
General Manager: Mike Dominikoski • mdominikoski@eriematerials.com • ext. 1900  
Operations Manager: Nick MacCracken • nmaccracken@eriematerials.com • ext. 1901

### TERRITORY MANAGERS



Amy Conroy  
aconroy@eriematerials.com  
(518) 301-4631



Mike Drexel  
mdrexel@eriematerials.com  
(518) 301-4630



Dan Delorier  
ddelorier@eriematerials.com  
(518) 301-4633



Josh Rougier  
jrougier@eriematerials.com  
(518) 366-9181



## AUBURN

1492 Clark St. Rd., P.O. Box 186, Auburn, NY 13021  
P: (315) 253-9703 • (800) 262-ERIE (3743) • F: (315) 252-8516  
General Manager: Randy Moore • rmoore@eriematerials.com • ext. 1000  
Operations Manager: Mike Williamson • mwilliamson@eriematerials.com • ext. 1001

### TERRITORY MANAGERS



Scott Baran  
sbaran@eriematerials.com  
(315) 729-1292



Chris Conklin  
cconklin@eriematerials.com  
(315) 729-1293



## BINGHAMTON

33 Phelps St., P.O. Box 1584, (Port Dickinson), Binghamton, NY 13901  
P: (607) 773-8006 • (800) 272-ERIE (3743) • F: (607) 724-2871  
General Manager: Rick Rogers • rrogers@eriematerials.com • ext. 1100  
Operations Manager: Bob Viteritto • bviteritto@eriematerials.com • ext. 1101

### TERRITORY MANAGERS



Mike Cady  
mcady@eriematerials.com  
(607) 725-4355



Mike Wales  
mwales@eriematerials.com  
(607) 725-4748



## ELMIRA

48 Philo Rd. W., P.O. Box 2038, Elmira Heights, NY 14903  
P: (607) 739-3399 • (800) 822-ERIE (3743) • F: (607) 739-3887  
General Manager: Chad Sterling • csterling@eriematerials.com • ext. 1200  
Operations Manager: Dave Manley • dmanley@eriematerials.com • ext. 1201

### TERRITORY MANAGERS



Tim Hicks  
thicks@eriematerials.com  
(607) 738-2493



Rick Morris  
rmorris@eriematerials.com  
(607) 738-2492



## SCRANTON

700 North-South Rd., P.O. Box 134, Scranton, PA 18504  
P: (570) 346-3390 • (800) 789-ERIE (3743) • F: (570) 346-3477  
General Manager: Bob Crandle • bcrandle@eriematerials.com • ext. 1300  
Operations Manager: Len Benfante • lbenfante@eriematerials.com • ext. 1301

### TERRITORY MANAGERS



Todd Glover  
tglover@eriematerials.com  
(570) 582-8155



Brian Moran  
bmoran@eriematerials.com  
(570) 510-1002



Mike Kush  
mkush@eriematerials.com  
(570) 578-1470



Steve Paszek  
spaszek@eriematerials.com  
(570) 479-7331



## SYRACUSE

500 Factory Ave., P.O. Box 476, Syracuse, NY 13211  
P: (315) 455-7434 • (800) 252-ERIE (3743) • F: (315) 455-9275  
General Manager: Mark Syron • msyron@eriematerials.com • ext. 1500  
Operations Manager: Jason Thoryk • jthoryk@eriematerials.com • ext. 1501

### TERRITORY MANAGERS



Bryan Bardenett  
bbardenett@eriematerials.com  
(315) 748-0377



Kevin Dwyer  
kdwyer@eriematerials.com  
(315) 447-8666



Wayne Chapman  
wchapman@eriematerials.com  
(315) 430-4417



Woody Morgan  
wmorgan@eriematerials.com  
(315) 447-0994



## UTICA

9545 River Rd., P.O. Box 427, Marcy, NY 13403  
P: (315) 732-6646 • (800) 499-ERIE (3743) • F: (315) 732-5424  
General Manager: Bill Miller • bmiller@eriematerials.com • ext. 1600  
Operations Manager: Lynn Farber • lfarber@eriematerials.com • ext. 1601

### TERRITORY MANAGERS



Mike Maass  
mmaass@eriematerials.com  
(315) 527-8882



Scott Russell  
srussell@eriematerials.com  
(315) 527-8880



John Rando  
jrando@eriematerials.com  
(315) 708-2616



## WATERTOWN

22293 Teal Dr. (Teal Ind. Pk.), P.O. Box 749, Watertown, NY 13601  
P: (315) 779-9243 • (888) 613-ERIE (3743) • F: (315) 779-9253  
General Manager: Chris Kittelson • ckittelson@eriematerials.com • ext. 1700

### TERRITORY MANAGERS



Ted Constance  
tconstance@eriematerials.com  
(315) 771-0677

Matthew Richmond  
mrichmond@eriematerials.com  
(315) 771-9715



## WILLIAMSPORT

7784 South Route 220 Highway, P.O. Box 3483, Williamsport, PA 17701  
P: (570) 398-9820 • (866) 228-ERIE (3743) • F: (570) 398-9827  
General Manager: Brett Holmes • bholmes@eriematerials.com • ext. 1800  
Operations Manager: Cliff Feigles • cfeigles@eriematerials.com • ext. 1801

### TERRITORY MANAGERS



Dave Brion  
dbrion@eriematerials.com  
(570) 279-0745



Matt Milbrand  
mmilbrand@eriematerials.com  
(570) 279-0105



Brian Manning  
bmanning@eriematerials.com  
(570) 279-0747



FOR CORPORATE, COMMERCIAL, AND CREDIT DIRECTORY INFORMATION  
PLEASE SEE THE INSIDE FRONT COVER PAGE.

[eriematerials.com](http://eriematerials.com)