

# Panel-Loc Plus®

[centralstatesmfg.com](http://centralstatesmfg.com)

SPECIAL ORDER



Panel-Loc Plus®, Crimson

## Quality steel roofing!

Panel-Loc Plus® gives residential, agricultural, and light commercial projects the protection of steel with an attractive appearance. It features an extra striation on top of the rib for superior durability and protection against extreme weather.


 PANEL-LOC PLUS®  
 PRODUCT GUIDE

- Available in SMP with Texture!
- Features our CentralGuard® paint system in Fluoropon, SMP, and Texture.
- Available in Galvalume painted AZ50/bare AZ55 and galvanized G90.


 RECOMMENDED  
**2½:12**  
 PITCH  
 AND ABOVE

**29**  
 OR  
**26**  
 GAUGE

**36"**  
 OVERALL  
 COVERAGE

**¾"**  
 MAXIMUM  
 RIB HEIGHT


**Choose from more than 30 colors!**

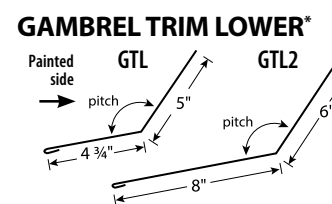
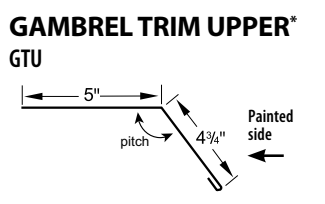
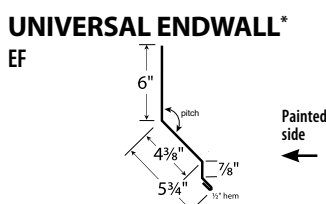
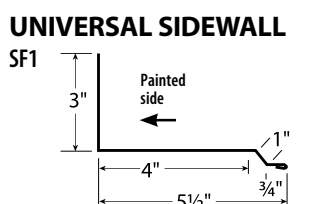
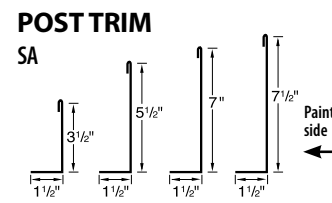
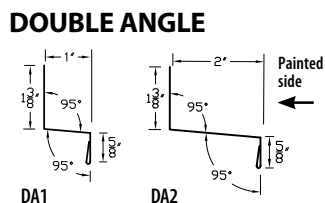
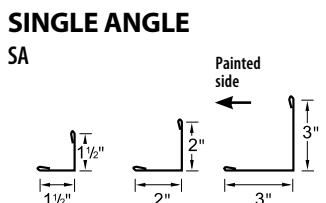
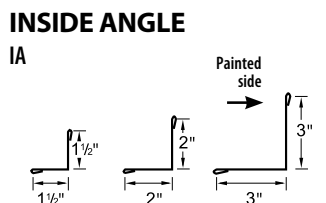
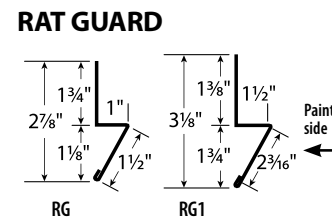
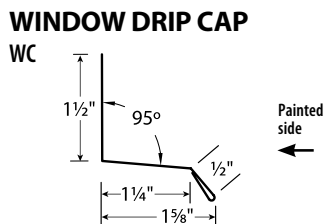
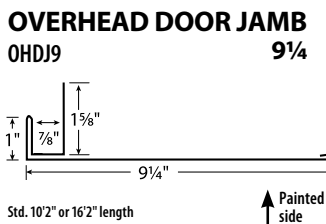
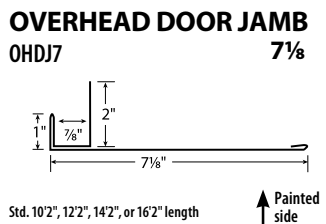
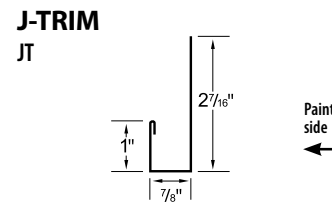
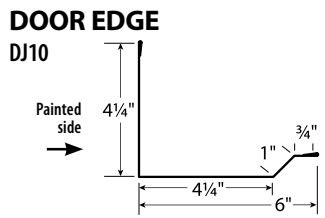
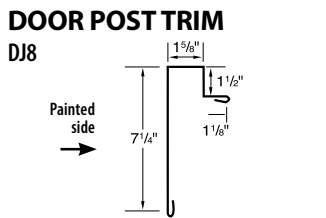
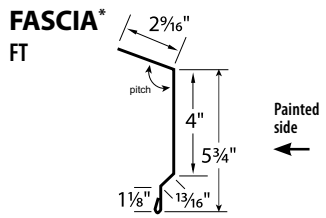
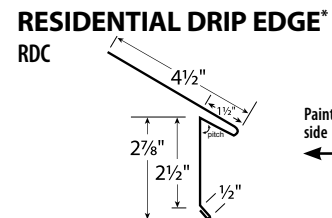
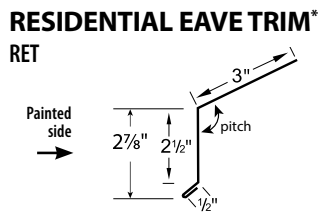
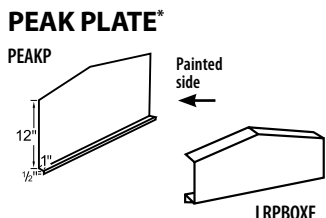
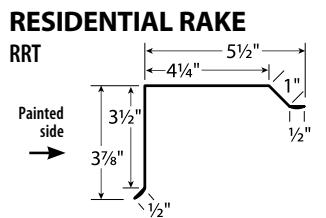
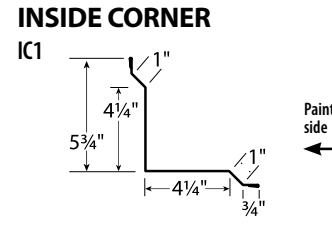
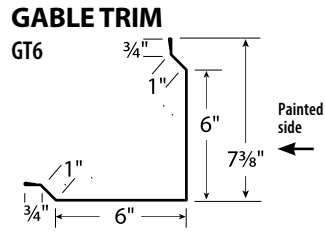
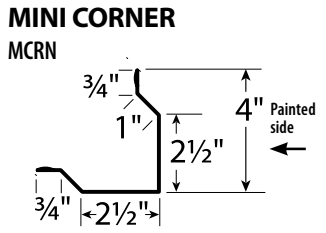
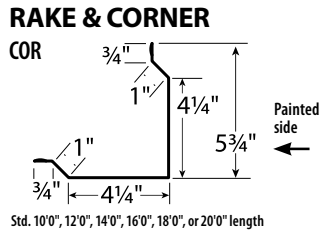
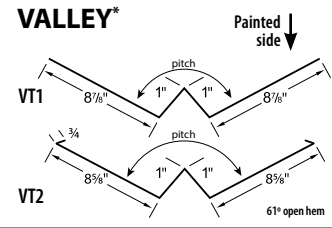
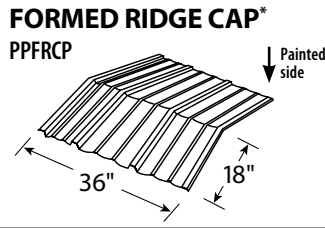
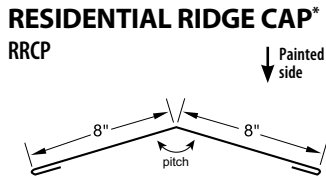
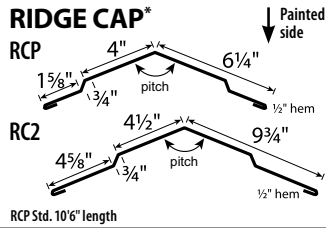
Customers love our online color visualizer. They can easily upload photos of their home to quickly test different color combinations and choose the perfect colors.

Standard trim length 10'2" unless otherwise noted. All angles are 90° or 45° unless otherwise noted. Check product guide for girth and pitch.

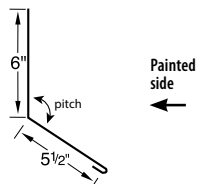
All hems are closed unless otherwise noted. Trims subject to change. See current product guide at [www.CentralStatesMfg.com](http://www.CentralStatesMfg.com) for current dimensions.

[centralstatesmfg.com](http://centralstatesmfg.com)

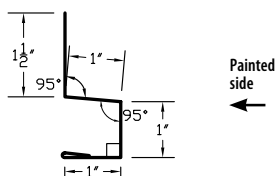
\*Specify pitch when ordering.



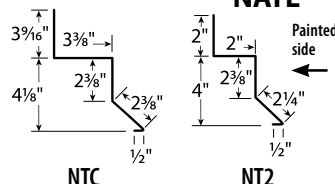
**ENDWALL FLASHING\***  
EFF



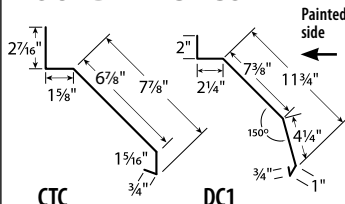
**SQUARE BASE**  
SBA



**SQUARE TRACK COVER**  
NATL

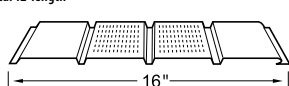


**ROUND TRACK COVER**



**ALUMINUM SOFFIT**

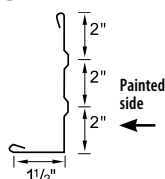
VENTED - VS[color]  
SOLID - SS[color]  
Std. 12' length



Product may not be available in all locations.

**BEADED FASCIA**

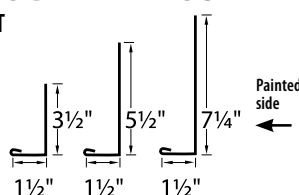
BFT9[color]102



Product may not be available in all locations.

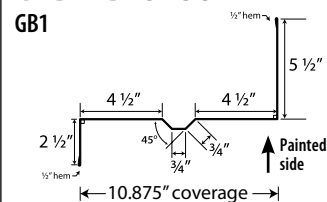
**RESIDENTIAL FASCIA TRIM**

RFT



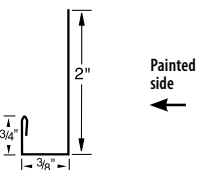
**GABLE BASE SOFFIT**

GB1



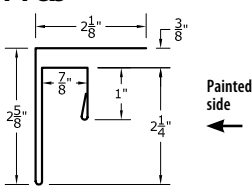
**SOFFIT J-TRIM**

SJT



**SOFFIT F&J**

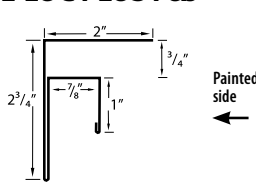
SFJ



For aluminum soffit

**PANEL-LOC PLUS F&J**

PFJ

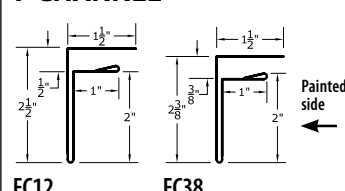


For Panel-Loc Plus™ as soffit

**F CHANNEL**

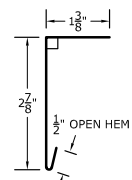
FC12

FC38



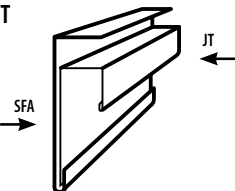
**SOFFIT F ADAPTER**

SFA



**F&J ASSEMBLY**


SFA + JT



**DOOR SET**

3068DR (w/STEEL JAMB)

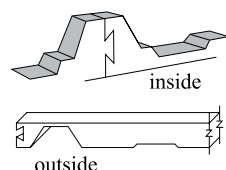
KNOB  
sold separately



**CLOSURES**


PPCLOUTGLUE  
PPCLINGLUE

Vented  
closures also  
available.



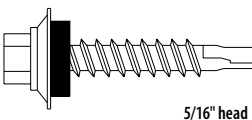
**METAL/WOOD SCREW #10**

1(color)MW  
112(color)MW  
2(color)MW



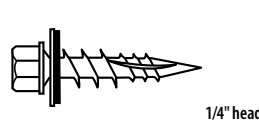
**METAL/METAL SCREW #12**

114(color)MM  
2ZMM



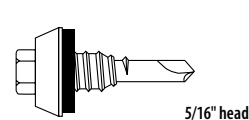
**STITCH SCREW #12**

34(COLOR)ST



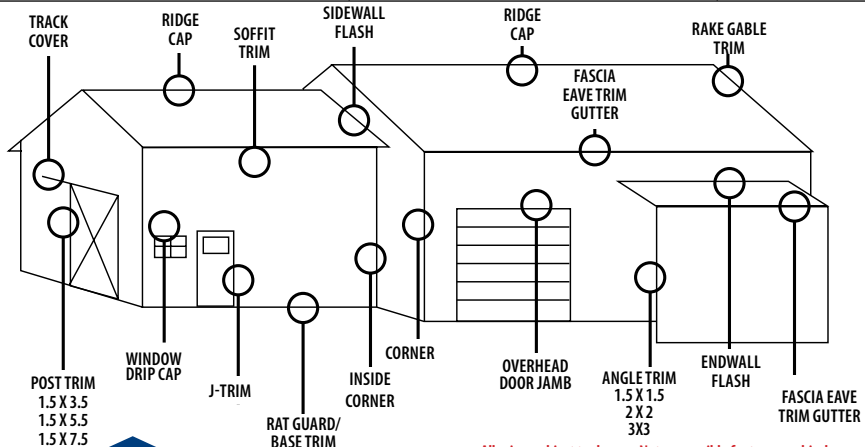
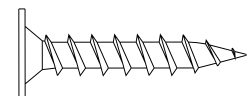
**LAP SCREW #14**

78(COLOR)LAP



**LOW PROFILE  
WAFFER HEAD SCREW**

1WFAST



**ACCESSORIES**

- Skylights - panel & ridgetop
- Gutters
- Master pipe flashing
- Universal polyfoam
- Flexovent
- Grayflex
- Touchup paint
- Butyl tape
- Sealant





Horizon-Loc<sup>™</sup>, Basil texture

# *Prevents leaks* with a hidden fastener design.



HORIZON-LOC  
PRODUCT GUIDE

Horizon-Loc can be installed with exposed or concealed fasteners. Extra protection from leaks, no hand-seaming, and lower insurance rates make Horizon-Loc the perfect panel for both residential roofing, agricultural, and light commercial projects.



RECOMMENDED <b>3:12</b> PITCH AND ABOVE	<b>26</b> GAUGE	<b>16"</b> OVERALL COVERAGE	<b>1"</b> MAXIMUM RIB HEIGHT
--	--------------------	-----------------------------------	------------------------------------

- Now available in SMP with Texture for added scratch resistance.
- Installs over solid decking with 30-lb. felt paper or equivalent.
- Available in painted AZ50 Galvalume or AZ55 acrylic-coated Galvalume.

Traditional SMP  
Charcoal

SMP with Texture  
Mineral



*Notice how the light reflects off our traditional smooth finish creating a glare, but the Texture finish breaks up the light for a deeper, richer color.*



# R-Loc® /M-Loc®

SPECIAL ORDER



R-Loc™, Galvalume roof/Charcoal Walls

## *Strong* and *durable*, for today's commercial market

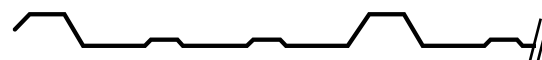
R-Loc® and M-Loc® are our workhorse commercial panels for low-slope roofs. With the added purlin bearing leg, R-Loc® provides easy installation. M-Loc® is an excellent choice when the project requires a commercial-strength panel with a low-rib appearance.

- Industry standard configuration allows maximum purlin spacing for a cost-effective building.
- Ideal for low-pitch applications.
- Matching trims and accessories.



R-LOC® & M-LOC®  
PRODUCT GUIDES

### R-Loc®



RECOMMENDED <b>1½:12</b> PITCH AND ABOVE	<b>26</b> GAUGE	<b>36"</b> OVERALL COVERAGE	<b>1¼"</b> MAXIMUM RIB HEIGHT
---	--------------------	-----------------------------------	-------------------------------------

### M-Loc®



RECOMMENDED <b>1:12</b> PITCH AND ABOVE	<b>26</b> GAUGE	<b>36"</b> OVERALL COVERAGE	<b>13/16"</b> MAXIMUM RIB HEIGHT
--	--------------------	-----------------------------------	--

# AMERI-CANA™ PANEL

## SUPERIOR STRENGTH AND VERSATILITY

Ideal Roofing's Ameri-Cana roofing and siding panel offers superior strength **with its strong 80,000 psi full-hard steel core** and its 5 specially-designed 3/4"-high ribs spaced every 9 inches. Superior strength means savings on wood or steel purlins for the builder. Please consult the following load tables.



### "OUR RIBS ARE BETTER!"

The ribs on the Ameri-Cana panel are reinforced to better accommodate fasteners. With its symmetrical pattern and ribs with steeper angles, the Ameri-Cana panel is considered the ultimate roofing or siding panel for agricultural, commercial or industrial buildings as well as for residential roofing applications.


## WEATHERTIGHT OVERLAP

Ideal Roofing's Ameri-Cana panel offers maximum protection against leakage with its built-in anti-siphon groove to counter water infiltration resulting from capillary action. This feature makes the Ameri-Cana panel "ideal" for use as a roofing sheet for long and low rafters with a roof pitch as low as 3/12.

## UNIFORMLY DISTRIBUTED LOADS (LBS/FT²) FOR TRIPLE SPAN CONDITION

(Tested Under ASTM E72-05)

	18"	24"	30"	36"	42"	48"
29 gauge (.016")	304	171	95	67	49	38
26 gauge (.021")	423	237	135	87	63	48



VISUALIZER

## 24 ATTRACTIVE COLORS TO ENHANCE YOUR BUILDINGS

Colors not exactly as shown. See color card.

 Dark Brown ID 8229	 Forest Green ID 8307	 Slate Blue ID 8260	 Regent Grey ID 8730	 Antique Linen ID 8696	 Pebble Khaki ID 8129
 Heron Blue ID 8330	 Tile Red ID 8259	 Charcoal ID 8306	 Royal Blue ID 8790	 Bright Red ID 8386	 Graphite Grey ID 60035
 Tan ID 8315	 White ID 8317	 Burgundy ID 8011	 Coffee ID 8326	 Medium Green ID 8329	 Jet Black ID 60039
 Red ID 8250	 Stone Grey ID 8305	 Bone White ID 8273	 Polar White ID 8783	 Black ID 8262	 Sepia Brown ID 60041

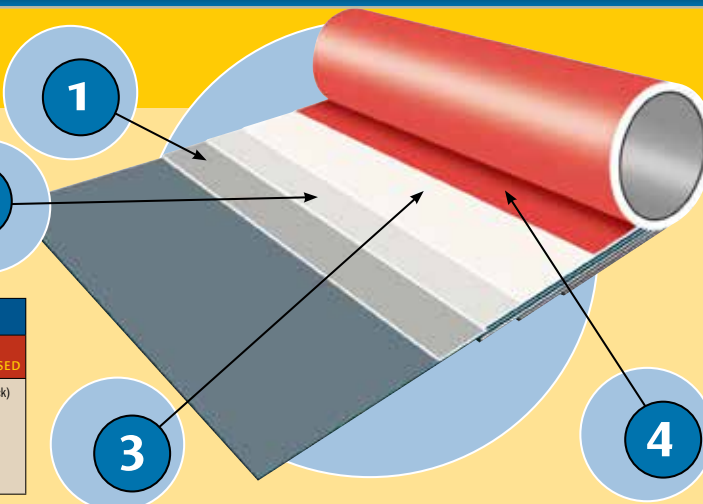
## 4 COATS OF PROTECTION FOR LONGER LIFE

- 1 ALUMINUM-ZINC ALLOY (GALVALUME AZ50)
- 2 METAL OXIDE PRETREATMENT
- 3 HIGH PERFORMANCE PRIMER
- 4 PERSPECTRA PLUS SERIES™ / WEATHER XL™

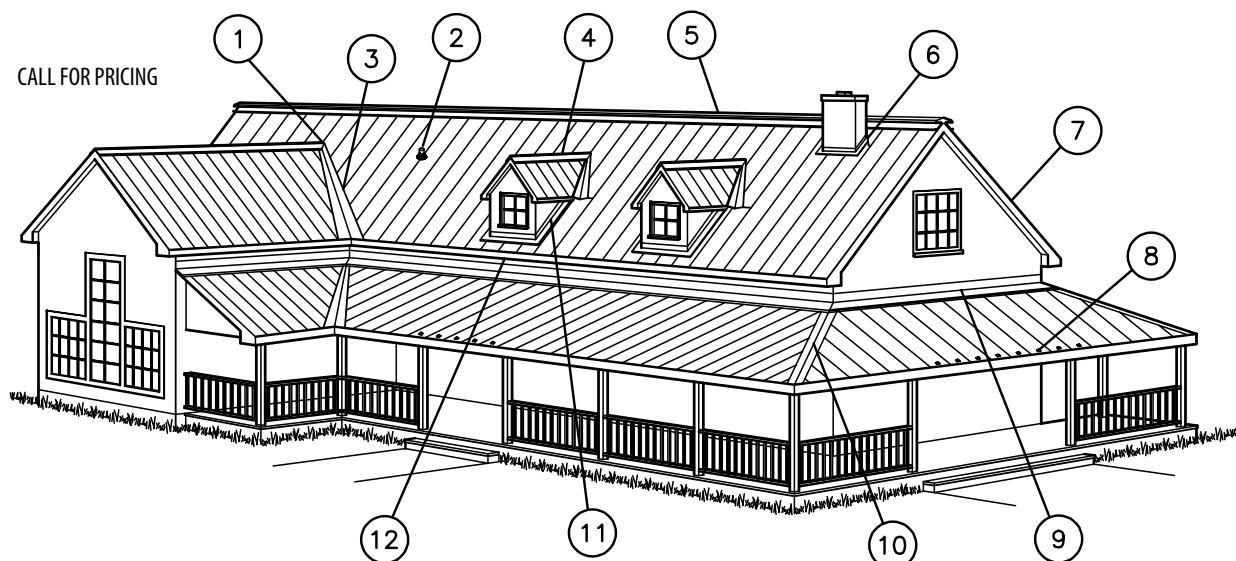
### 40 YEAR LIMITED WARRANTY

#### YOUR CHOICE OF MATERIAL \*APPLICABLE ONLY ON THE AMERI-CANA

GALVANIZED STEEL (MILL FINISH)	GALVALUME PLUS (MILL FINISH)	PRE-PAINTED GALVALUME STEEL	*ALUMINUM DIAMOND EMBOSSED
ASTM-A653 SS Grade 80, Z275 (G-90); Gauges: 29 (.016" thick) and 26 (.021" thick)	ASTM-A792 SS Grade 80, AZ50; Gauge: 29 (.016" thick)	Perspectra PLUS Series™ / Weather XL™: see color chart; ASTM-A792 SS Grade 80, AZ50; Gauges: 29 (.016" thick) and 26 (.021" thick)	Gauge: 25 (.0175" thick)







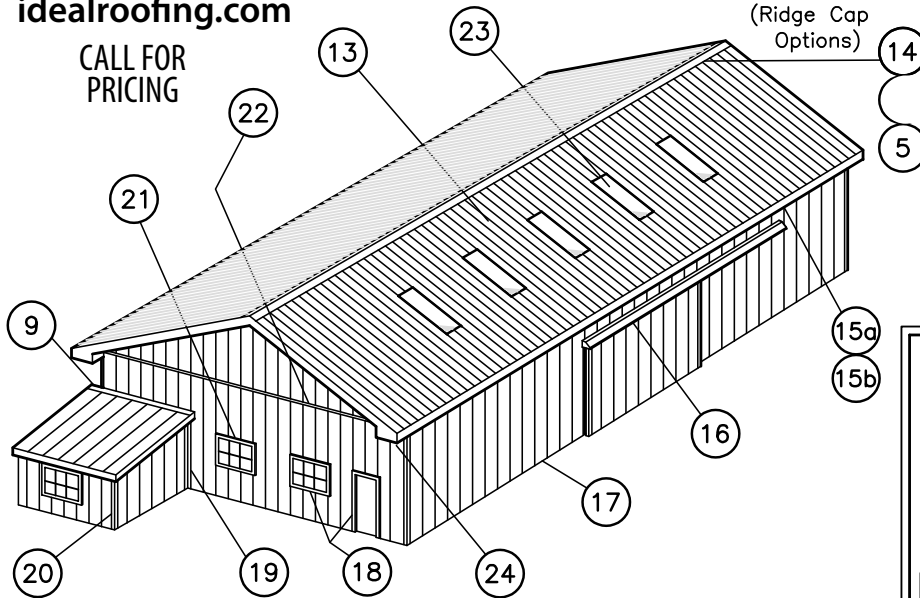
CALL FOR PRICING

ACCESSORIES 10' UNLESS OTHERWISE INDICATED

<p>1 Dormer Cap (Satincoat Finish)</p> <p>Both Main Roof pitch and Dormer pitch required</p>	<p>2</p> <p><b>**"Dektite"</b></p> <p><b>**"Retrofit Dektite"</b></p> <p>*Size #3 fits 1/4" to 5" dia. *Size #4 fits 3" to 6 1/4" dia. *Size #8 fits 7" to 13" dia. *Size #9 fits 10" to 19" dia. *High Temp. Silicone #8 fits 7" to 13" dia. **Retrofit #802 fits 2" to 7 1/4" dia.</p>	<p>3 Valley or...</p> <p>18" 24" 36"</p> <p>"W" Valley 10' pieces</p>
<p>4</p> <p>Liberty Cap #214 (10' pcs) with ***Foam Closure Strip (covers 1 panel)</p> <p>or...</p> <p>Ridge Roll (10' pcs) with ***Foam Closure Strip (covers 1 panel)</p>	<p>5 Ridge Vent #206 (10' pcs), End Caps with ***Foam Closure Strip (covers 1 panel)</p>	<p>6 Flat sheet to make cricket flashing (on site)</p>
<p>7 Rake Edge Trim #411 or... "F" Gable Trim #415</p> <p>10' and 14' pieces 10' pieces</p>	<p>8 Snow Diamond</p>	<p>9 Fitted Wall flashing</p> <p>(Covers 2 panels)</p>
<p>10 Cottage Roof Cap #210 (10' pcs) and small ***Square Foam Closure (15' roll)</p>	<p>11 Wall Flashing Type S #205</p> <p>10' pieces</p>	<p>12 Steel Roof Drip Edge #414 (10' pcs) with ***Foam Closure Strip (covers 1 panel)</p> <p>Roof pitch required</p>

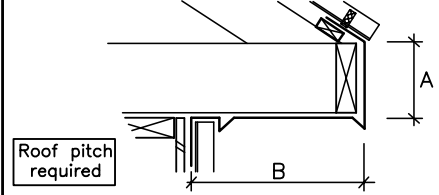
idealroofing.com

CALL FOR  
PRICING

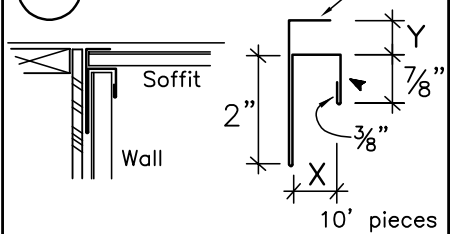


ACCESSORIES 10' UNLESS  
OTHERWISE INDICATED

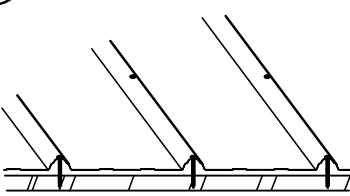
**15a** Fascia and Soffit: Type1J #402  
(10' pcs) with \*\*\*Foam Closure  
Strip (covers 1 panel)



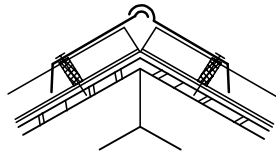
**15b** "F-J" trim #317



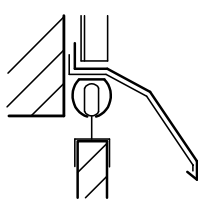
**13** Fastening on Metal Roofing  
(Screw through ribs)



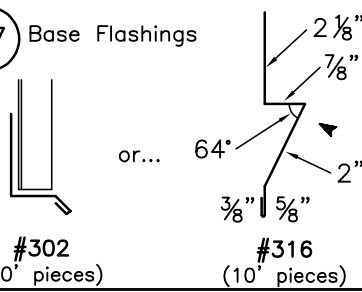
**14** Fitted Ridge Cap  
(covers 2 panels) with  
\*\*\*Foam Closure Strip  
(covers 1 panel)



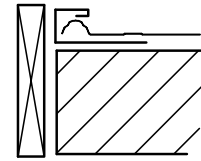
**16** Cover for "Round" Sliding  
Door Track #315 (10' pcs)  
with Sliding Door Hardware



**17** Base Flashings  
or...  
#302 (10' pieces) #316 (10' pieces)

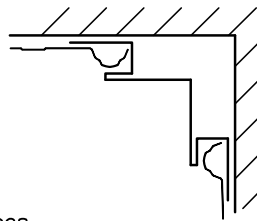


**18** J-trim #301



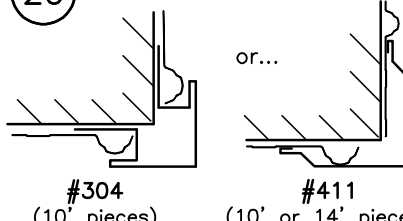
10' pieces

**19** Inside Corner #305



10' pieces

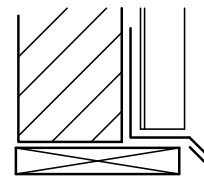
**20** Outside Corners  
or...



#304  
(10' pieces)

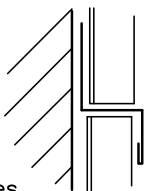
#411  
(10' or 14' pieces)

**21** Window & Door Flashing #303



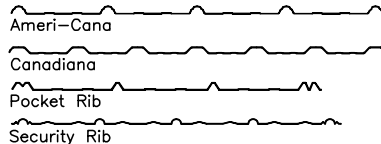
10' pieces

**22** Gable divider #307



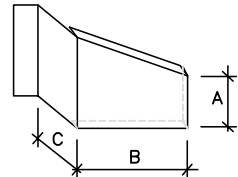
10' pieces

**23** Fiberglass Panel  
(lightweight profiles)



Available in 8', 10' and 12' lengths  
in Clear White.

**24** End Box for Fascia  
and Soffit #413



Right or Left  
(As viewed from the gable end)

\*\*\*Foam Closures sold separately

All prices subject to change. Not responsible for typographical errors.  
See [eriematerials.com/updates](http://eriematerials.com/updates) for major price announcements.





VISUALIZER

# Junior H-F™

Economically priced  
hidden-fastener  
steel roofing panel



**Callouts:**

- Gable Divider #307
- Steel Roofing Drip Edge #414
- Valley
- Window and Door Flashing #303
- Fitted Ridge Cap
- Ridge Roll
- Ridge Vent #206
- Liberty Cap #214
- Outside Corner #304
- Fascia and Soffit Type 1J #402
- J-Trim #301
- Inside Corner #305
- Base Flashing #302
- Sliding Door Edge Trim #313
- Cover for Round Sliding Door Track #315

Ideal Guard	Ridge Roll, 10' lengths	Valley 18", 24", 36"	Closure Strip	Ridge Vent, 10' lengths	Fitted Ridge Cap, 6' lengths	Roll Valley Coils, 50' lengths	SNOW DIAMOND

Fitted Wall Flashing	"Z" Bar	"U" Channel	Omega Bar	Touch-up paint	Screw with neoprene washer	#14 Self-drilling screw with 7/16" nylon head	#12-#14 Self-drilling screw with neoprene washer

To add the finishing touch, Ideal Roofing fabricates all its flashing and trims in all colors and materials.

UL 580 (Class 90), Wind Uplift Resistance (check our website for installation details).

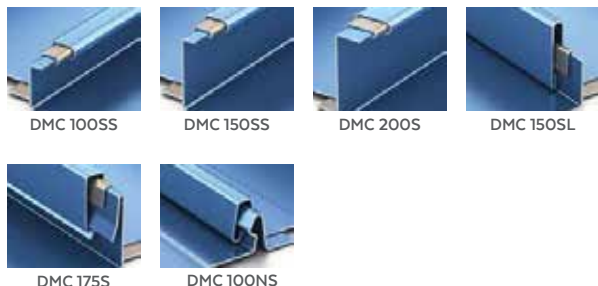
**Commercial,  
Agricultural  
& Residential Metal  
Roofing & Siding**

Profiles to fit every need!

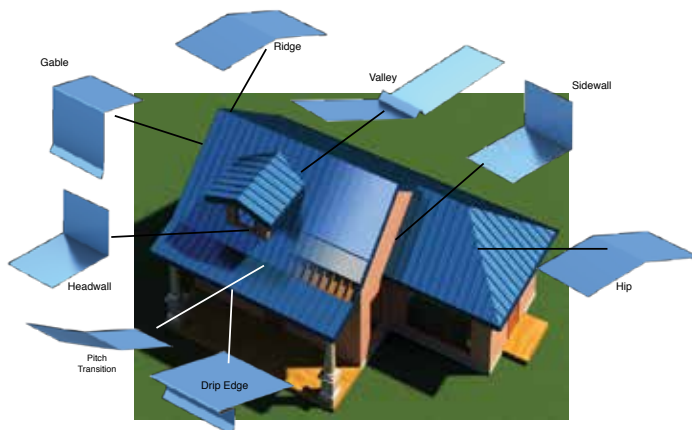
- Galvanized
- Galvalume
- Aluminum
- Steel

- Custom Lengths
- Jobsite Delivery

**PANEL PROFILE:**



**PANEL RIB:**



**METAL ROOFING, WALL, AND PERIMETER EDGE FINISHES  
STOCK COLORS**



MEDIUM BRONZE




DARK BRONZE



ANTIQUE BRONZE  
(DARK BRONZE)



MANSARD BROWN



BLACK (MATTE BLACK)



SLATE GRAY



CHARCOAL\*



IRON ORE (CHARCOAL GRAY)



FOREST GREEN



HARTFORD GREEN



COLONIAL RED



DREXLUME™

M

*RLS Metal Systems provides a full range of locally fabricated, high-performance standing seam metal roofing systems. Jobsite delivery and on-site panel production ensure the right products are safely delivered on time. All systems are fully backed by Drexel Metals' Gold-Standard replacement cost warranty, as well as Weather-Tight warranties and engineering services for commercial and industrial projects. RLS Metal Systems' commitment to authenticity and excellence ensures the highest standard of quality and value.*

Contact your Erie Materials sales person for our full line of 50 colors.

Available at Erie Materials  
locations in New York.

**DrexelMetals**  
Roofing Systems + Custom Fabrication  
A CARLISLE COMPANY